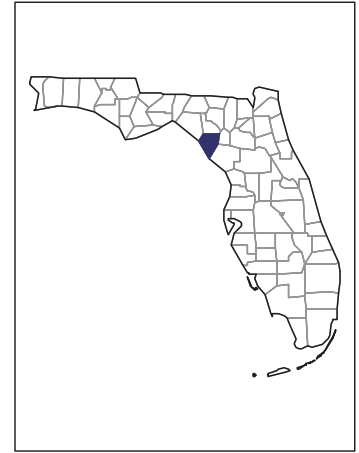


2007 CENSUS OF AGRICULTURE



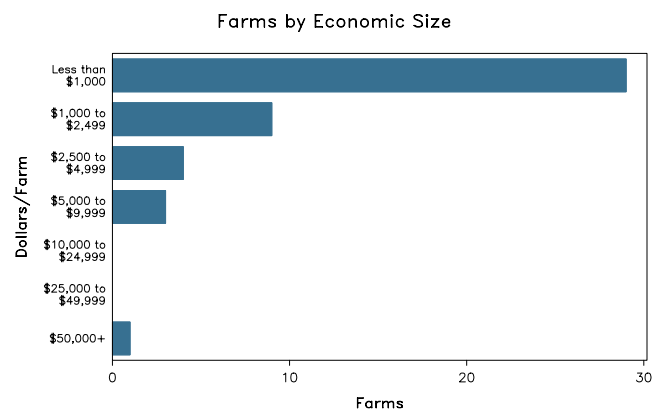
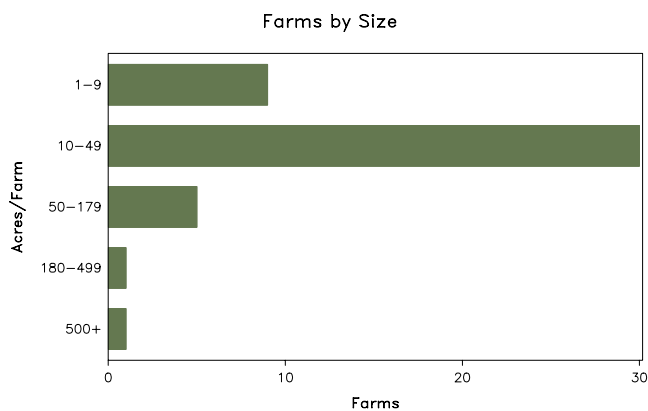
Dixie County – Florida

Farms with Women Principal Operators Compared with All Farms

	Women Principal Operators	All Farms
Number of Farms	46	217
Land in Farms	1,953 acres	42,016 acres
Average Size of Farm	42 acres	194 acres
Market Value of Products Sold	\$130,000	\$8,357,000
Crop Sales	(D)	\$2,748,000
Livestock Sales	(D)	\$5,609,000
Average Per Farm	\$2,820	\$38,512
Government Payments	(D)	(D)
Average Per Farm Receiving Payments	(D)	(D)

See footnotes on reverse page.

Farms with Women Principal Operators



2007 CENSUS OF AGRICULTURE

Dixie County – Florida Farms with Women Principal Operators

Selected Highlights

Item	Farms	Quantity
MARKET VALUE OF AGRICULTURAL PRODUCTS SOLD (\$1,000)		
Total value of agricultural products sold	46	130
Value of crops including nursery and greenhouse	1	(D)
Value of livestock, poultry, and their products	29	(D)
VALUE OF SALES BY COMMODITY GROUP (\$1,000)		
Grains, oilseeds, dry beans, and dry peas	-	-
Tobacco	-	-
Cotton and cottonseed	-	-
Vegetables, melons, potatoes and sweet potatoes	-	-
Fruits, tree nuts, and berries	1	(D)
Nursery, greenhouse, floriculture, and sod	-	-
Cut Christmas trees and short rotation woody crops	-	-
Other crops and hay	-	-
Poultry and eggs	3	(D)
Cattle and calves	12	36
Milk and other dairy products from cows	-	-
Hogs and pigs	7	2
Sheep, goats, and their products	5	3
Horses, ponies, mules, burros, and donkeys	4	3
Aquaculture	1	(D)
Other animals and other animal products	2	(D)
TOP CROP ITEMS (acres)		
Forage - land used for all hay and haylage, grass silage, and greenchop	1	(D)
Land in berries	1	(D)
Grapes	1	(D)
Apples	1	(D)
Figs	1	(D)
TOP LIVESTOCK INVENTORY ITEMS (number)		
Cattle and calves	27	319
Layers	10	254
Horses and ponies	30	156
Quail	2	(D)
Goats, all	8	80

Operator Characteristics

Item	Quantity
Primary occupation:	
Farming	34
Other	12
Days worked off farm:	
None	13
Any	33
Years on present farm:	
2 years or less	-
3 to 4 years	4
5 to 9 years	21
10 years or more	21
Age group:	
Under 45 years	5
45 to 64 years	36
65 years and over	5
Average age of principal operator (years)	53.7

Economic Characteristics

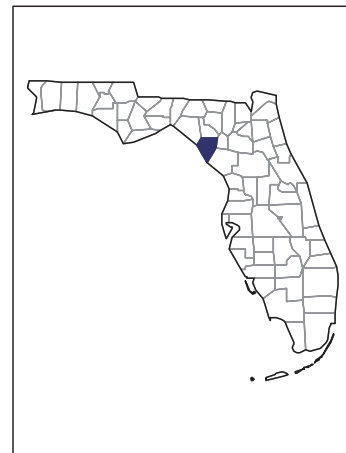
Item	Quantity
Farms by value of sales:	
Less than \$1,000	29
\$1,000 to \$2,499	9
\$2,500 to \$4,999	4
\$5,000 to \$9,999	3
\$10,000 to \$49,999	-
\$50,000 to \$99,999	1
\$100,000 to \$249,999	-
\$250,000 to \$499,999	-
\$500,000 or more	-
Total farm production expenses (\$1,000)	387
Average per farm (\$)	8,416
Net cash farm income of operation (\$1,000)	-252
Average per farm (\$)	-5,487
Value of agricultural products sold directly to individuals for human consumption (\$1,000)	(D)
Total organic product sales (\$1,000)	-
Total income from farm-related sources, gross before taxes and expenses (\$1,000)	(D)

See "Census of Agriculture, Volume 1, Geographic Area Series" for complete footnotes, explanations, definitions, and methodology.
(D) Cannot be disclosed. (Z) Less than half of the unit shown.

2007 CENSUS OF AGRICULTURE

Dixie County – Florida

Farms with Spanish, Hispanic, or Latino Operators Compared with All Farms



Data are not available at this geographic level for farms with Spanish, Hispanic, or Latino operators.



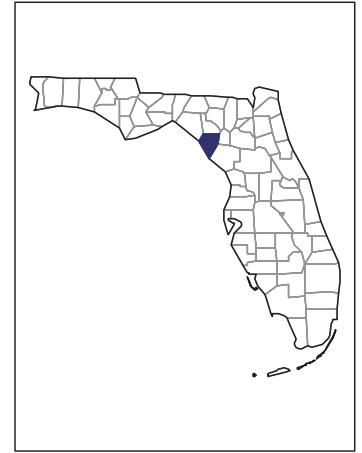
United States Department of Agriculture
National Agricultural Statistics Service

www.agcensus.usda.gov

2007 CENSUS OF AGRICULTURE

Dixie County – Florida

Farms with American Indian or Alaska Native Operators Compared with All Farms



Data are not available at this geographic level for farms with American Indian or Alaska Native operators.



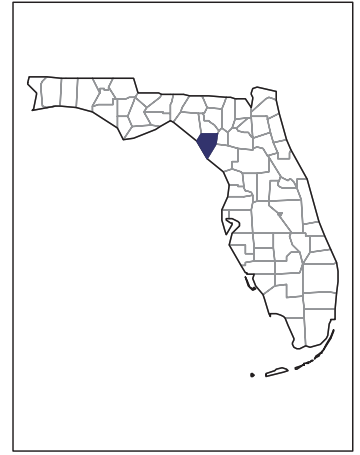
United States Department of Agriculture
National Agricultural Statistics Service

www.agcensus.usda.gov

2007 CENSUS OF AGRICULTURE

Dixie County – Florida

**Farms with Asian Operators
Compared with All Farms**



Data are not available at this geographic level for farms with Asian operators.



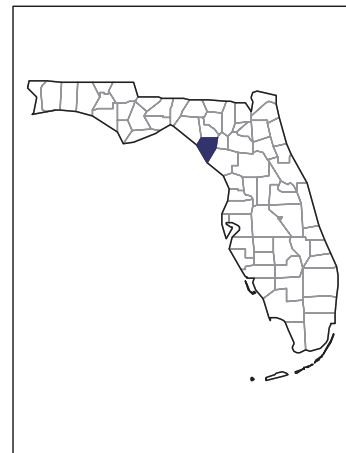
United States Department of Agriculture
National Agricultural Statistics Service

www.agcensus.usda.gov

2007 CENSUS OF AGRICULTURE

Dixie County – Florida

Farms with Black or African American Operators Compared with All Farms



Data are not available at this geographic level for farms with Black or African American operators.



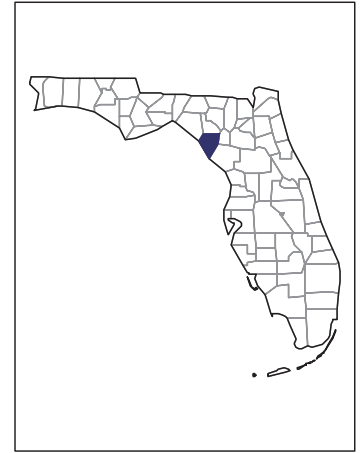
United States Department of Agriculture
National Agricultural Statistics Service

www.agcensus.usda.gov

2007 CENSUS OF AGRICULTURE

Dixie County – Florida

Farms with Native Hawaiian or Other Pacific Islander Operators Compared with All Farms



Data are not available at this geographic level for farms with Native Hawaiian or Other Pacific Islander operators.



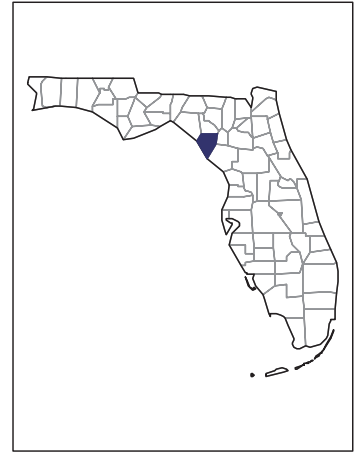
United States Department of Agriculture
National Agricultural Statistics Service

www.agcensus.usda.gov

2007 CENSUS OF AGRICULTURE

Dixie County – Florida

**Farms with White Operators
Compared with All Farms**



Data are not available at this geographic level for farms with White operators.



United States Department of Agriculture
National Agricultural Statistics Service

www.agcensus.usda.gov

