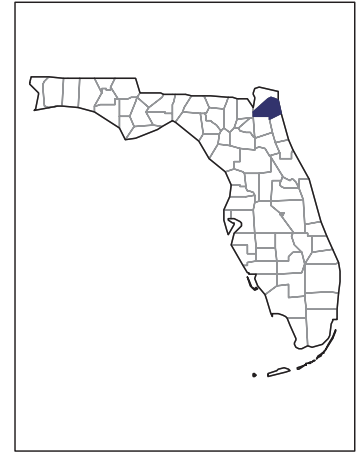


2007 CENSUS OF AGRICULTURE



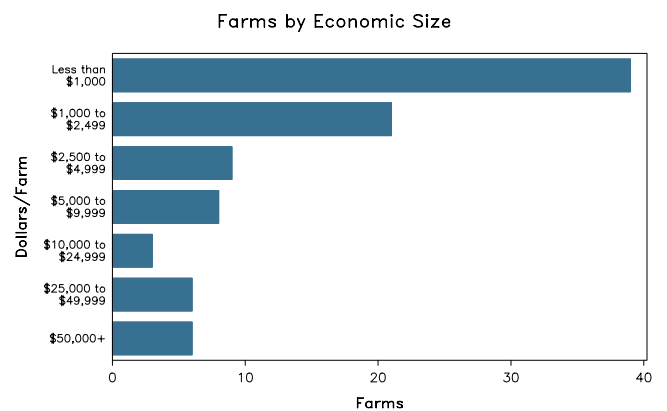
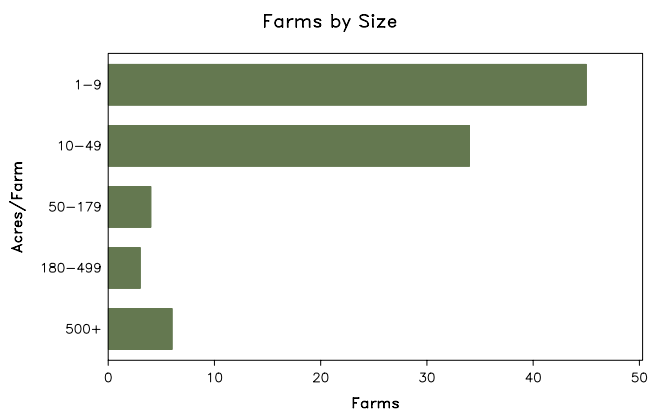
Duval County – Florida

Farms with Women Principal Operators Compared with All Farms

	Women Principal Operators	All Farms
Number of Farms	92	371
Land in Farms	6,628 acres	26,774 acres
Average Size of Farm	72 acres	72 acres
Market Value of Products Sold	(D)	(D)
Crop Sales	(D)	\$10,327,000
Livestock Sales	\$409,000	(D)
Average Per Farm	(D)	(D)
Government Payments	-	\$18,000
Average Per Farm Receiving Payments	-	\$1,951

See footnotes on reverse page.

Farms with Women Principal Operators



2007 CENSUS OF AGRICULTURE

Duval County – Florida Farms with Women Principal Operators

Selected Highlights

Item	Farms	Quantity
MARKET VALUE OF AGRICULTURAL PRODUCTS SOLD (\$1,000)		
Total value of agricultural products sold	92	(D)
Value of crops including nursery and greenhouse	15	(D)
Value of livestock, poultry, and their products	54	409
VALUE OF SALES BY COMMODITY GROUP (\$1,000)		
Grains, oilseeds, dry beans, and dry peas	-	-
Tobacco	-	-
Cotton and cottonseed	-	-
Vegetables, melons, potatoes and sweet potatoes	1	(D)
Fruits, tree nuts, and berries	6	88
Nursery, greenhouse, floriculture, and sod	6	(D)
Cut Christmas trees and short rotation woody crops	2	(D)
Other crops and hay	1	(D)
Poultry and eggs	8	2
Cattle and calves	18	243
Milk and other dairy products from cows	-	-
Hogs and pigs	4	(D)
Sheep, goats, and their products	5	5
Horses, ponies, mules, burros, and donkeys	22	157
Aquaculture	-	-
Other animals and other animal products	1	(D)
TOP CROP ITEMS (acres)		
Forage - land used for all hay and haylage, grass silage, and greenchop	5	73
Pecans, all	2	(D)
Cut Christmas trees	2	(D)
Nursery stock	4	11
Floriculture crops, total	2	(D)
TOP LIVESTOCK INVENTORY ITEMS (number)		
Cattle and calves	39	1,579
Horses and ponies	42	510
Goats, all	13	214
Layers	13	114
Hogs and pigs	11	81

Operator Characteristics

Item	Quantity
Primary occupation:	
Farming	55
Other	37
Days worked off farm:	
None	56
Any	36
Years on present farm:	
2 years or less	9
3 to 4 years	15
5 to 9 years	17
10 years or more	51
Age group:	
Under 45 years	18
45 to 64 years	46
65 years and over	28
Average age of principal operator (years)	57.3

Economic Characteristics

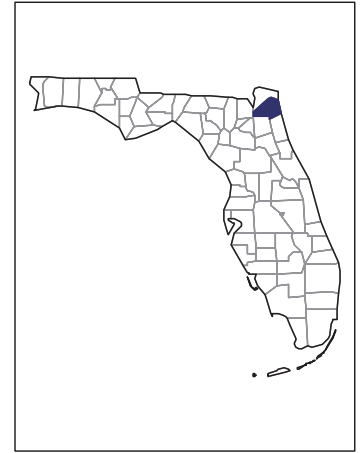
Item	Quantity
Farms by value of sales:	
Less than \$1,000	39
\$1,000 to \$2,499	21
\$2,500 to \$4,999	9
\$5,000 to \$9,999	8
\$10,000 to \$49,999	9
\$50,000 to \$99,999	3
\$100,000 to \$249,999	2
\$250,000 to \$499,999	-
\$500,000 or more	1
Total farm production expenses (\$1,000)	2,405
Average per farm (\$)	26,136
Net cash farm income of operation (\$1,000)	750
Average per farm (\$)	8,155
Value of agricultural products sold directly to individuals for human consumption (\$1,000)	6
Total organic product sales (\$1,000)	-
Total income from farm-related sources, gross before taxes and expenses (\$1,000)	798

See "Census of Agriculture, Volume 1, Geographic Area Series" for complete footnotes, explanations, definitions, and methodology.
(D) Cannot be disclosed. (Z) Less than half of the unit shown.

2007 CENSUS OF AGRICULTURE

Duval County – Florida

Farms with Spanish, Hispanic, or Latino Operators Compared with All Farms



Data are not available at this geographic level for farms with Spanish, Hispanic, or Latino operators.



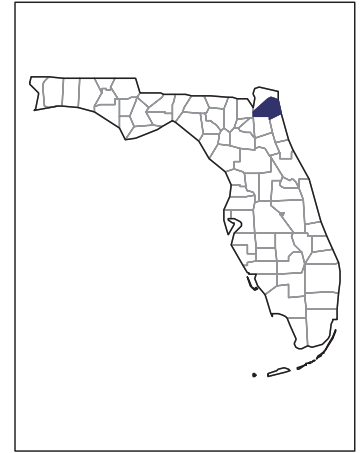
United States Department of Agriculture
National Agricultural Statistics Service

www.agcensus.usda.gov

2007 CENSUS OF AGRICULTURE

Duval County – Florida

Farms with American Indian or Alaska Native Operators Compared with All Farms



Data are not available at this geographic level for farms with American Indian or Alaska Native operators.



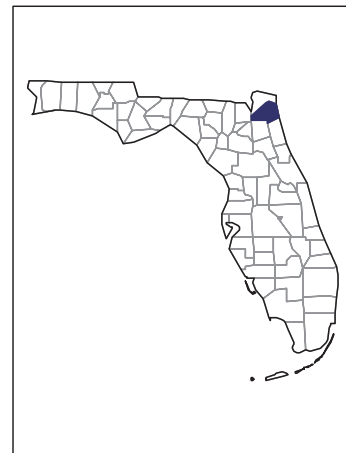
United States Department of Agriculture
National Agricultural Statistics Service

www.agcensus.usda.gov

2007 CENSUS OF AGRICULTURE

Duval County – Florida

**Farms with Asian Operators
Compared with All Farms**



Data are not available at this geographic level for farms with Asian operators.



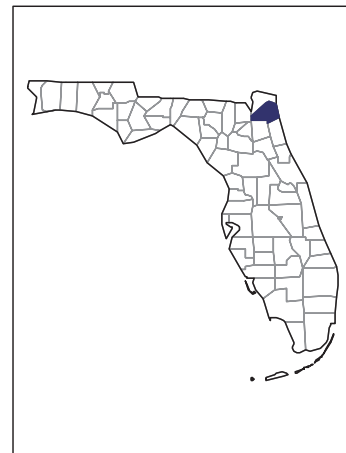
United States Department of Agriculture
National Agricultural Statistics Service

www.agcensus.usda.gov

2007 CENSUS OF AGRICULTURE

Duval County – Florida

Farms with Black or African American Operators Compared with All Farms



Data are not available at this geographic level for farms with Black or African American operators.



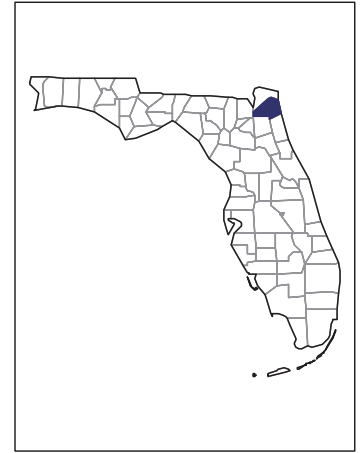
United States Department of Agriculture
National Agricultural Statistics Service

www.agcensus.usda.gov

2007 CENSUS OF AGRICULTURE

Duval County – Florida

Farms with Native Hawaiian or Other Pacific Islander Operators Compared with All Farms



Data are not available at this geographic level for farms with Native Hawaiian or Other Pacific Islander operators.



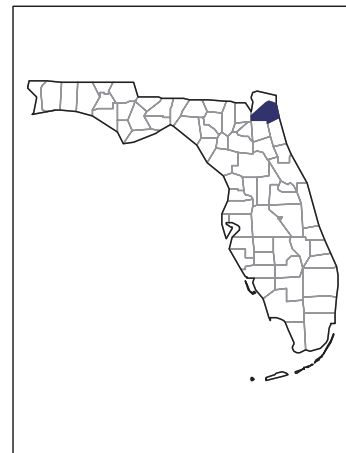
United States Department of Agriculture
National Agricultural Statistics Service

www.agcensus.usda.gov

2007 CENSUS OF AGRICULTURE

Duval County – Florida

**Farms with White Operators
Compared with All Farms**



Data are not available at this geographic level for farms with White operators.



United States Department of Agriculture
National Agricultural Statistics Service

www.agcensus.usda.gov

