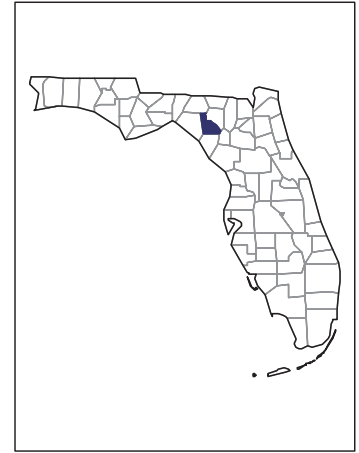


2007 CENSUS OF AGRICULTURE



Lafayette County – Florida

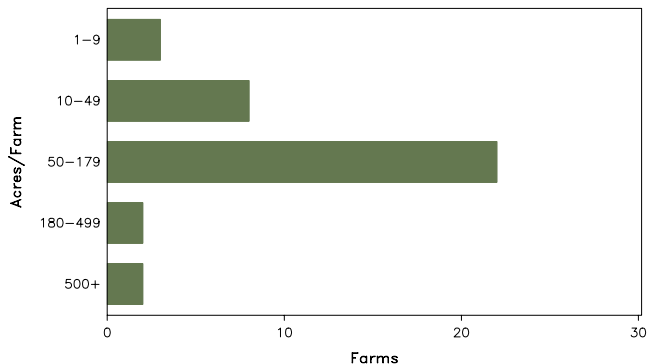
Farms with Women Principal Operators Compared with All Farms

	Women Principal Operators	All Farms
Number of Farms	37	236
Land in Farms	5,447 acres	81,277 acres
Average Size of Farm	147 acres	344 acres
Market Value of Products Sold	\$2,133,000	\$138,672,000
Crop Sales	\$90,000	\$5,855,000
Livestock Sales	\$2,043,000	\$132,817,000
Average Per Farm	\$57,655	\$587,594
Government Payments	\$21,000	\$458,000
Average Per Farm Receiving Payments	\$2,616	\$6,637

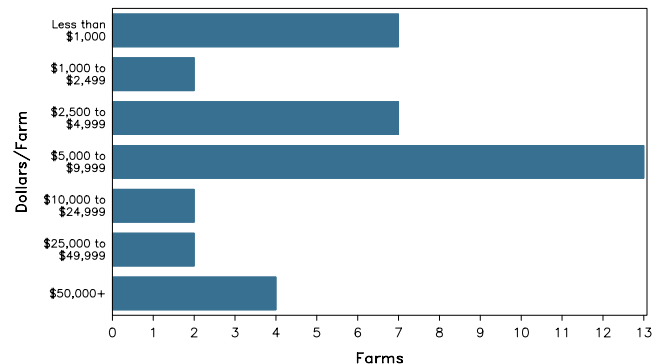
See footnotes on reverse page.

Farms with Women Principal Operators

Farms by Size



Farms by Economic Size



2007 CENSUS OF AGRICULTURE

Lafayette County – Florida Farms with Women Principal Operators

Selected Highlights

Item	Farms	Quantity
MARKET VALUE OF AGRICULTURAL PRODUCTS SOLD (\$1,000)		
Total value of agricultural products sold	37	2,133
Value of crops including nursery and greenhouse	11	90
Value of livestock, poultry, and their products	27	2,043
VALUE OF SALES BY COMMODITY GROUP (\$1,000)		
Grains, oilseeds, dry beans, and dry peas	-	-
Tobacco	-	-
Cotton and cottonseed	-	-
Vegetables, melons, potatoes and sweet potatoes	-	-
Fruits, tree nuts, and berries	1	(D)
Nursery, greenhouse, floriculture, and sod	-	-
Cut Christmas trees and short rotation woody crops	-	-
Other crops and hay	10	(D)
Poultry and eggs	8	(D)
Cattle and calves	23	(D)
Milk and other dairy products from cows	1	(D)
Hogs and pigs	3	2
Sheep, goats, and their products	3	(D)
Horses, ponies, mules, burros, and donkeys	-	-
Aquaculture	-	-
Other animals and other animal products	-	-
TOP CROP ITEMS (acres)		
Forage - land used for all hay and haylage, grass silage, and greenchop	14	943
Field and grass seed crops, all	1	(D)
Peanuts for nuts	1	(D)
Pecans, all	7	3
Apples	1	(D)
TOP LIVESTOCK INVENTORY ITEMS (number)		
Layers	7	(D)
Cattle and calves	25	1,310
Goats, all	6	306
Ducks	5	(D)
Pigeons or squab	2	(D)

Operator Characteristics

Item	Quantity
Primary occupation:	
Farming	19
Other	18
Days worked off farm:	
None	22
Any	15
Years on present farm:	
2 years or less	1
3 to 4 years	1
5 to 9 years	10
10 years or more	25
Age group:	
Under 45 years	13
45 to 64 years	3
65 years and over	21
Average age of principal operator (years)	60.1

Economic Characteristics

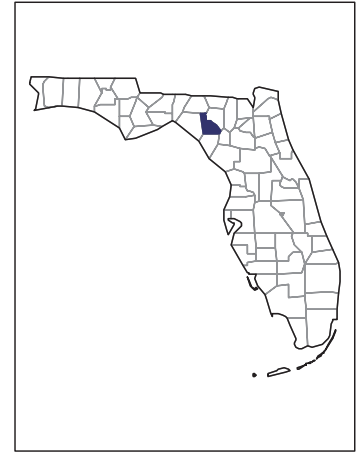
Item	Quantity
Farms by value of sales:	
Less than \$1,000	8
\$1,000 to \$2,499	2
\$2,500 to \$4,999	9
\$5,000 to \$9,999	10
\$10,000 to \$49,999	4
\$50,000 to \$99,999	1
\$100,000 to \$249,999	-
\$250,000 to \$499,999	1
\$500,000 or more	2
Total farm production expenses (\$1,000)	2,255
Average per farm (\$)	60,935
Net cash farm income of operation (\$1,000)	(D)
Average per farm (\$)	(D)
Value of agricultural products sold directly to individuals for human consumption (\$1,000)	(D)
Total organic product sales (\$1,000)	-
Total income from farm-related sources, gross before taxes and expenses (\$1,000)	25

See "Census of Agriculture, Volume 1, Geographic Area Series" for complete footnotes, explanations, definitions, and methodology.
(D) Cannot be disclosed. (Z) Less than half of the unit shown.

2007 CENSUS OF AGRICULTURE

Lafayette County – Florida

Farms with Spanish, Hispanic, or Latino Operators Compared with All Farms



Data are not available at this geographic level for farms with Spanish, Hispanic, or Latino operators.



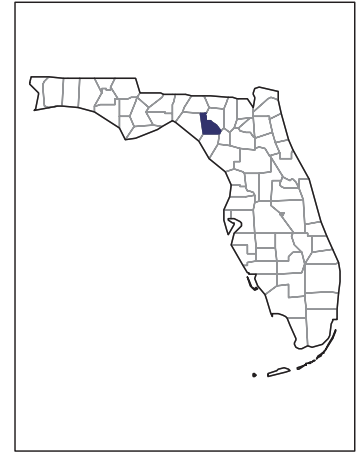
United States Department of Agriculture
National Agricultural Statistics Service

www.agcensus.usda.gov

2007 CENSUS OF AGRICULTURE

Lafayette County – Florida

Farms with American Indian or Alaska Native Operators Compared with All Farms



Data are not available at this geographic level for farms with American Indian or Alaska Native operators.



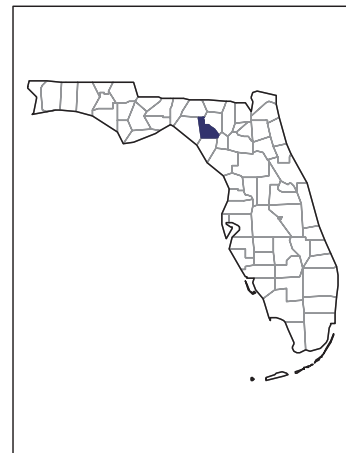
United States Department of Agriculture
National Agricultural Statistics Service

www.agcensus.usda.gov

2007 CENSUS *OF* AGRICULTURE

Lafayette County – Florida

**Farms with Asian Operators
Compared with All Farms**



Data are not available at this geographic level for farms with Asian operators.



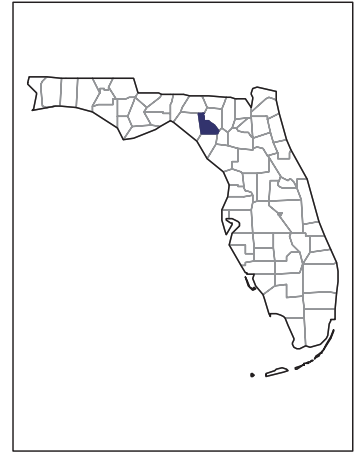
United States Department of Agriculture
National Agricultural Statistics Service

www.agcensus.usda.gov

2007 CENSUS OF AGRICULTURE

Lafayette County – Florida

Farms with Black or African American Operators Compared with All Farms



Data are not available at this geographic level for farms with Black or African American operators.



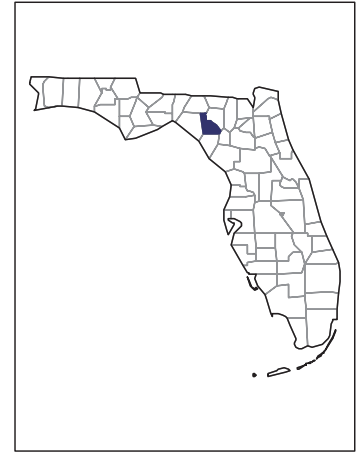
United States Department of Agriculture
National Agricultural Statistics Service

www.agcensus.usda.gov

2007 CENSUS OF AGRICULTURE

Lafayette County – Florida

Farms with Native Hawaiian or Other Pacific Islander Operators Compared with All Farms



Data are not available at this geographic level for farms with Native Hawaiian or Other Pacific Islander operators.



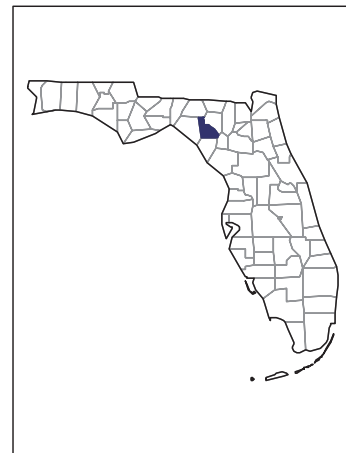
United States Department of Agriculture
National Agricultural Statistics Service

www.agcensus.usda.gov

2007 CENSUS OF AGRICULTURE

Lafayette County – Florida

Farms with White Operators
Compared with All Farms



Data are not available at this geographic level for farms with White operators.



United States Department of Agriculture
National Agricultural Statistics Service

www.agcensus.usda.gov

