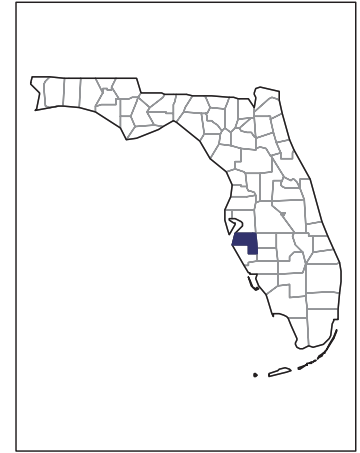


# 2007 CENSUS OF AGRICULTURE



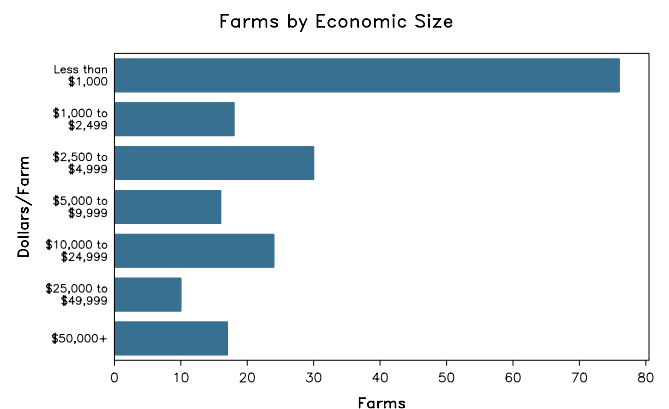
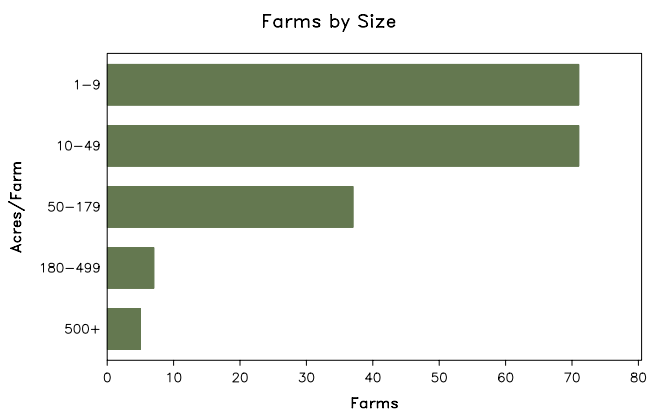
## Manatee County – Florida

### Farms with Women Principal Operators Compared with All Farms

	Women Principal Operators	All Farms
<b>Number of Farms</b>	191	794
<b>Land in Farms</b>	14,756 acres	225,101 acres
<b>Average Size of Farm</b>	77 acres	284 acres
<b>Market Value of Products Sold</b>	\$13,775,000	\$311,806,000
Crop Sales	\$12,475,000	\$291,726,000
Livestock Sales	\$1,300,000	\$20,079,000
Average Per Farm	\$72,120	\$392,702
<b>Government Payments</b>	-	\$11,000
Average Per Farm Receiving Payments	-	\$3,600

See footnotes on reverse page.

### Farms with Women Principal Operators



# 2007 CENSUS OF AGRICULTURE

## Manatee County – Florida Farms with Women Principal Operators

### Selected Highlights

Item	Farms	Quantity
<b>MARKET VALUE OF AGRICULTURAL PRODUCTS SOLD (\$1,000)</b>		
Total value of agricultural products sold	191	13,775
Value of crops including nursery and greenhouse	36	12,475
Value of livestock, poultry, and their products	101	1,300
<b>VALUE OF SALES BY COMMODITY GROUP (\$1,000)</b>		
Grains, oilseeds, dry beans, and dry peas	-	-
Tobacco	-	-
Cotton and cottonseed	-	-
Vegetables, melons, potatoes and sweet potatoes	2	(D)
Fruits, tree nuts, and berries	14	(D)
Nursery, greenhouse, floriculture, and sod	23	(D)
Cut Christmas trees and short rotation woody crops	-	-
Other crops and hay	1	(D)
Poultry and eggs	14	4
Cattle and calves	65	474
Milk and other dairy products from cows	-	-
Hogs and pigs	9	6
Sheep, goats, and their products	10	25
Horses, ponies, mules, burros, and donkeys	21	711
Aquaculture	-	-
Other animals and other animal products	5	79
<b>TOP CROP ITEMS (acres)</b>		
Oranges, all	12	(D)
Sod harvested	1	(D)
Nursery stock	17	295
Forage - land used for all hay and haylage, grass silage, and greenchop	5	67
Floriculture crops, total	6	10
<b>TOP LIVESTOCK INVENTORY ITEMS (number)</b>		
Cattle and calves	100	3,284
Horses and ponies	65	563
Colonies of bees	5	254
Layers	14	216
Sheep and lambs	9	123

### Operator Characteristics

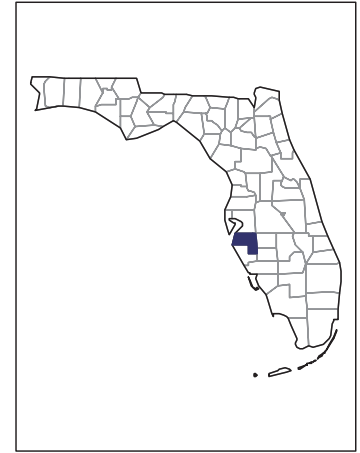
Item	Quantity
Primary occupation:	
Farming	66
Other	125
Days worked off farm:	
None	87
Any	104
Years on present farm:	
2 years or less	7
3 to 4 years	18
5 to 9 years	53
10 years or more	113
Age group:	
Under 45 years	29
45 to 64 years	101
65 years and over	61
Average age of principal operator (years)	59.1

### Economic Characteristics

Item	Quantity
Farms by value of sales:	
Less than \$1,000	76
\$1,000 to \$2,499	18
\$2,500 to \$4,999	30
\$5,000 to \$9,999	16
\$10,000 to \$49,999	34
\$50,000 to \$99,999	4
\$100,000 to \$249,999	6
\$250,000 to \$499,999	2
\$500,000 or more	5
Total farm production expenses (\$1,000)	10,644
Average per farm (\$)	55,725
Net cash farm income of operation (\$1,000)	4,024
Average per farm (\$)	21,067
Value of agricultural products sold directly to individuals for human consumption (\$1,000)	39
Total organic product sales (\$1,000)	-
Total income from farm-related sources, gross before taxes and expenses (\$1,000)	892

See "Census of Agriculture, Volume 1, Geographic Area Series" for complete footnotes, explanations, definitions, and methodology.  
(D) Cannot be disclosed. (Z) Less than half of the unit shown.

# 2007 CENSUS OF AGRICULTURE



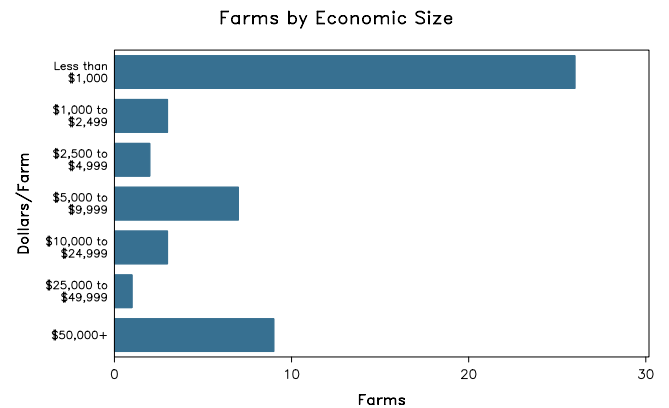
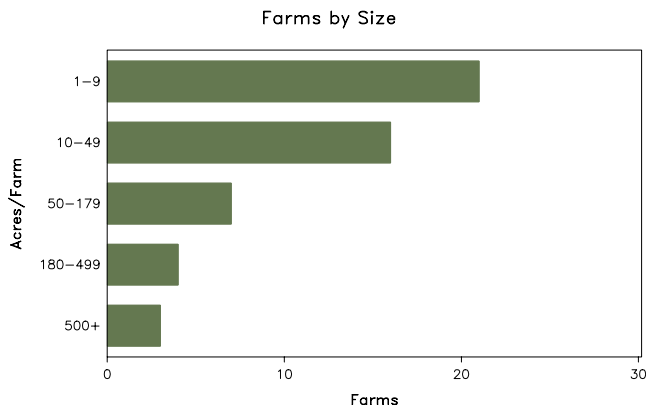
## Manatee County – Florida

### Farms with Spanish, Hispanic, or Latino Operators Compared with All Farms

	Spanish, Hispanic, or Latino Operators	All Farms
<b>Number of Farm Operators</b> <sup>1</sup>	56	1,211
<b>Number of Farms</b>	51	794
<b>Land in Farms</b>	15,172 acres	225,101 acres
<b>Average Size of Farm</b>	297 acres	284 acres
<b>Market Value of Products Sold</b>	\$46,969,000	\$311,806,000
Crop Sales	(D)	\$291,726,000
Livestock Sales	(D)	\$20,079,000
Average Per Farm	\$920,963	\$392,702
<b>Government Payments</b>	-	\$11,000
Average Per Farm Receiving Payments	-	\$3,600

See footnotes on reverse page.

### Farms with Spanish, Hispanic, or Latino Operators



# 2007 CENSUS OF AGRICULTURE

## Manatee County – Florida Farms with Spanish, Hispanic, or Latino Operators

### Selected Highlights

Item	Farms	Quantity
<b>MARKET VALUE OF AGRICULTURAL PRODUCTS SOLD (\$1,000)</b>		
Total value of agricultural products sold	51	46,969
Value of crops including nursery and greenhouse	15	(D)
Value of livestock, poultry, and their products	22	(D)
<b>VALUE OF SALES BY COMMODITY GROUP (\$1,000)</b>		
Grains, oilseeds, dry beans, and dry peas	-	-
Tobacco	-	-
Cotton and cottonseed	-	-
Vegetables, melons, potatoes and sweet potatoes	3	(D)
Fruits, tree nuts, and berries	4	(D)
Nursery, greenhouse, floriculture, and sod	4	(D)
Cut Christmas trees and short rotation woody crops	-	-
Other crops and hay	6	5
Poultry and eggs	-	-
Cattle and calves	11	(D)
Milk and other dairy products from cows	1	(D)
Hogs and pigs	-	-
Sheep, goats, and their products	-	-
Horses, ponies, mules, burros, and donkeys	3	48
Aquaculture	2	(D)
Other animals and other animal products	6	4
<b>TOP CROP ITEMS (acres)</b>		
Vegetables harvested for sale	3	(D)
Cucumbers and pickles	2	(D)
Oranges, all	4	(D)
Tomatoes in the open	2	(D)
Forage - land used for all hay and haylage, grass silage, and greenchop	7	(D)
<b>TOP LIVESTOCK INVENTORY ITEMS (number)</b>		
Cattle and calves	15	3,139
Colonies of bees	8	284
Horses and ponies	21	257
Layers	4	24
Llamas	6	22

### Operator Characteristics

Item	Quantity
Primary occupation:	
Farming	32
Other	24
Days worked off farm:	
None	11
Any	45
Years on present farm:	
2 years or less	3
3 to 4 years	7
5 to 9 years	27
10 years or more	19
Age group:	
Under 45 years	23
45 to 64 years	26
65 years and over	7
Average age (years)	47.0

### Economic Characteristics

Item	Quantity
Farms by value of sales:	
Less than \$1,000	26
\$1,000 to \$2,499	3
\$2,500 to \$4,999	2
\$5,000 to \$9,999	7
\$10,000 to \$49,999	4
\$50,000 to \$99,999	-
\$100,000 to \$249,999	3
\$250,000 to \$499,999	1
\$500,000 or more	5
Total farm production expenses (\$1,000)	34,452
Average per farm (\$)	675,520
Net cash farm income of operation (\$1,000)	12,682
Average per farm (\$)	248,661
Value of agricultural products sold directly to individuals for human consumption (\$1,000)	12
Total organic product sales (\$1,000)	-
Total income from farm-related sources, gross before taxes and expenses (\$1,000)	164

See "Census of Agriculture, Volume 1, Geographic Area Series" for complete footnotes, explanations, definitions, and methodology.

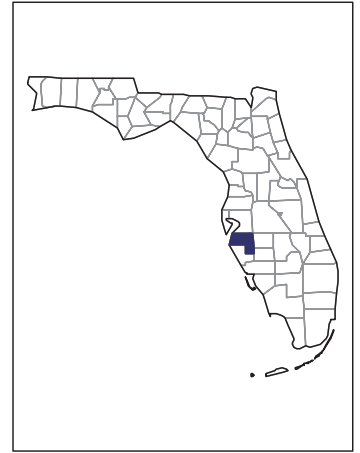
(D) Cannot be disclosed. (Z) Less than half of the unit shown.

<sup>1</sup> Data were collected for a maximum of three operators per farm.

# 2007 CENSUS OF AGRICULTURE

## Manatee County – Florida

### Farms with American Indian or Alaska Native Operators Compared with All Farms



Data are not available at this geographic level for farms with American Indian or Alaska Native operators.



United States Department of Agriculture  
National Agricultural Statistics Service

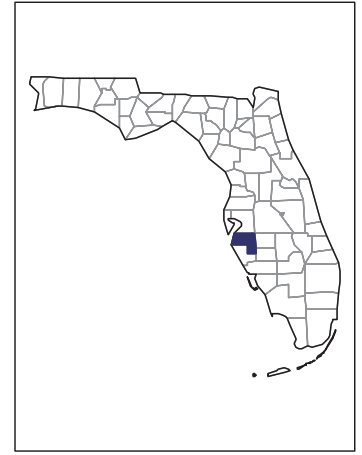
[www.agcensus.usda.gov](http://www.agcensus.usda.gov)



# 2007 CENSUS OF AGRICULTURE

**Manatee County – Florida**

**Farms with Asian Operators  
Compared with All Farms**



**Data are not available at this geographic level for farms with Asian operators.**



United States Department of Agriculture  
National Agricultural Statistics Service

[www.agcensus.usda.gov](http://www.agcensus.usda.gov)

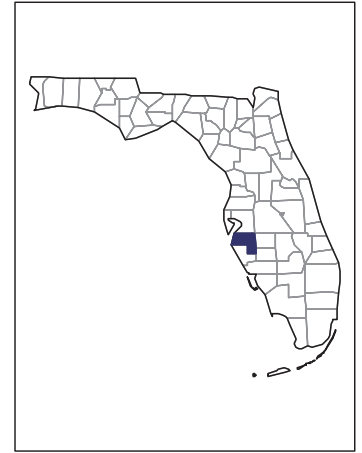




# 2007 CENSUS OF AGRICULTURE

## Manatee County – Florida

### Farms with Black or African American Operators Compared with All Farms



Data are not available at this geographic level for farms with Black or African American operators.



United States Department of Agriculture  
National Agricultural Statistics Service

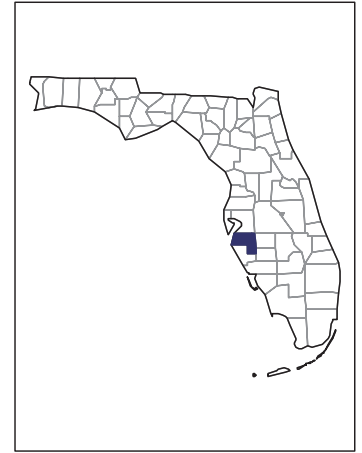
[www.agcensus.usda.gov](http://www.agcensus.usda.gov)



# 2007 CENSUS OF AGRICULTURE

## Manatee County – Florida

### Farms with Native Hawaiian or Other Pacific Islander Operators Compared with All Farms



Data are not available at this geographic level for farms with Native Hawaiian or Other Pacific Islander operators.



United States Department of Agriculture  
National Agricultural Statistics Service

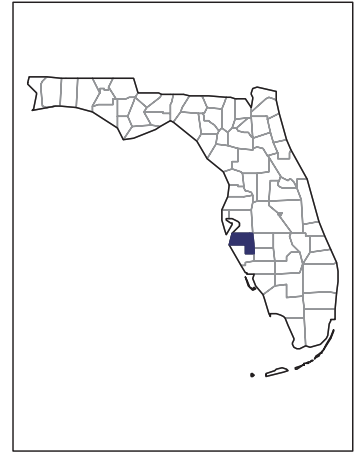
[www.agcensus.usda.gov](http://www.agcensus.usda.gov)



# 2007 CENSUS OF AGRICULTURE

## Manatee County – Florida

### Farms with White Operators Compared with All Farms



Data are not available at this geographic level for farms with White operators.



United States Department of Agriculture  
National Agricultural Statistics Service

[www.agcensus.usda.gov](http://www.agcensus.usda.gov)

