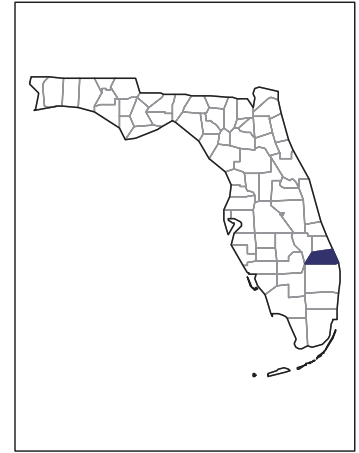


2007 CENSUS OF AGRICULTURE



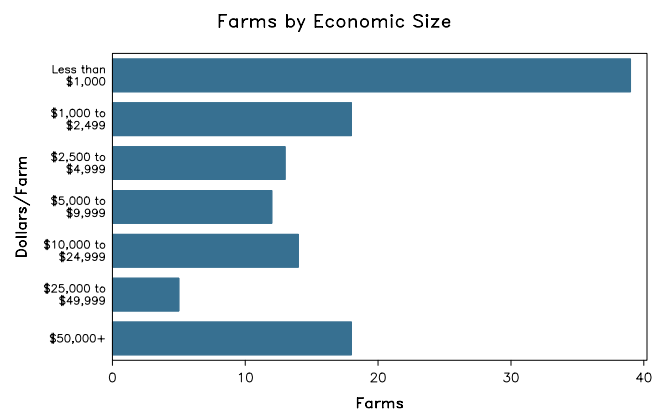
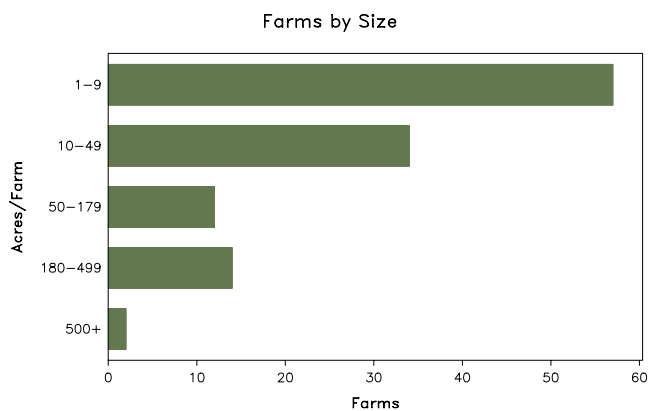
Martin County – Florida

Farms with Women Principal Operators Compared with All Farms

	Women Principal Operators	All Farms
Number of Farms	119	492
Land in Farms	7,532 acres	129,391 acres
Average Size of Farm	63 acres	263 acres
Market Value of Products Sold	\$9,224,000	\$158,508,000
Crop Sales	\$5,917,000	\$134,576,000
Livestock Sales	\$3,307,000	\$23,932,000
Average Per Farm	\$77,511	\$322,171
Government Payments	(D)	\$291,000
Average Per Farm Receiving Payments	(D)	\$9,688

See footnotes on reverse page.

Farms with Women Principal Operators



2007 CENSUS OF AGRICULTURE

Martin County – Florida Farms with Women Principal Operators

Selected Highlights

Item	Farms	Quantity
MARKET VALUE OF AGRICULTURAL PRODUCTS SOLD (\$1,000)		
Total value of agricultural products sold	119	9,224
Value of crops including nursery and greenhouse	25	5,917
Value of livestock, poultry, and their products	76	3,307
VALUE OF SALES BY COMMODITY GROUP (\$1,000)		
Grains, oilseeds, dry beans, and dry peas	-	-
Tobacco	-	-
Cotton and cottonseed	-	-
Vegetables, melons, potatoes and sweet potatoes	3	39
Fruits, tree nuts, and berries	4	(D)
Nursery, greenhouse, floriculture, and sod	17	(D)
Cut Christmas trees and short rotation woody crops	-	-
Other crops and hay	2	(D)
Poultry and eggs	11	5
Cattle and calves	42	3,100
Milk and other dairy products from cows	-	-
Hogs and pigs	13	10
Sheep, goats, and their products	4	(D)
Horses, ponies, mules, burros, and donkeys	19	191
Aquaculture	-	-
Other animals and other animal products	1	(D)
TOP CROP ITEMS (acres)		
Oranges, all	1	(D)
Forage - land used for all hay and haylage, grass silage, and greenchop	2	(D)
Nursery stock	10	59
Vegetables harvested for sale	3	10
Floriculture crops, total	5	3
TOP LIVESTOCK INVENTORY ITEMS (number)		
Cattle and calves	74	4,531
Horses and ponies	60	1,174
Layers	11	170
Goats, all	11	56
Hogs and pigs	13	40

Operator Characteristics

Item	Quantity
Primary occupation:	
Farming	48
Other	71
Days worked off farm:	
None	37
Any	82
Years on present farm:	
2 years or less	8
3 to 4 years	14
5 to 9 years	35
10 years or more	62
Age group:	
Under 45 years	9
45 to 64 years	76
65 years and over	34
Average age of principal operator (years)	57.1

Economic Characteristics

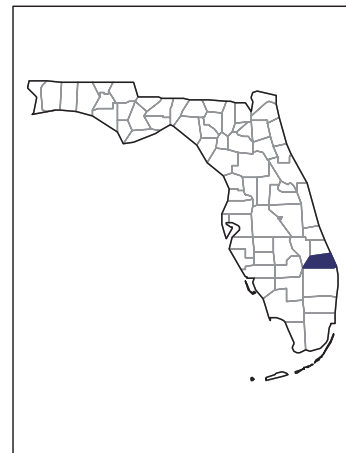
Item	Quantity
Farms by value of sales:	
Less than \$1,000	39
\$1,000 to \$2,499	18
\$2,500 to \$4,999	13
\$5,000 to \$9,999	12
\$10,000 to \$49,999	19
\$50,000 to \$99,999	7
\$100,000 to \$249,999	-
\$250,000 to \$499,999	7
\$500,000 or more	4
Total farm production expenses (\$1,000)	8,005
Average per farm (\$)	67,272
Net cash farm income of operation (\$1,000)	2,004
Average per farm (\$)	16,842
Value of agricultural products sold directly to individuals for human consumption (\$1,000)	7
Total organic product sales (\$1,000)	(D)
Total income from farm-related sources, gross before taxes and expenses (\$1,000)	756

See "Census of Agriculture, Volume 1, Geographic Area Series" for complete footnotes, explanations, definitions, and methodology.
(D) Cannot be disclosed. (Z) Less than half of the unit shown.

2007 CENSUS OF AGRICULTURE

Martin County – Florida

Farms with Spanish, Hispanic, or Latino Operators Compared with All Farms



Data are not available at this geographic level for farms with Spanish, Hispanic, or Latino operators.



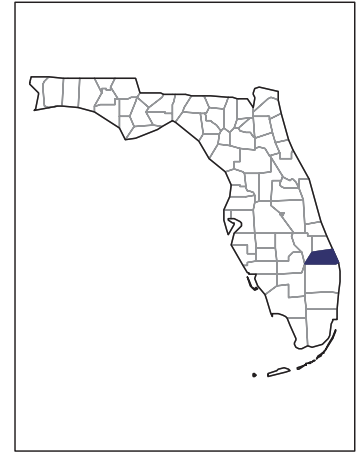
United States Department of Agriculture
National Agricultural Statistics Service

www.agcensus.usda.gov

2007 CENSUS OF AGRICULTURE

Martin County – Florida

Farms with American Indian or Alaska Native Operators Compared with All Farms



Data are not available at this geographic level for farms with American Indian or Alaska Native operators.



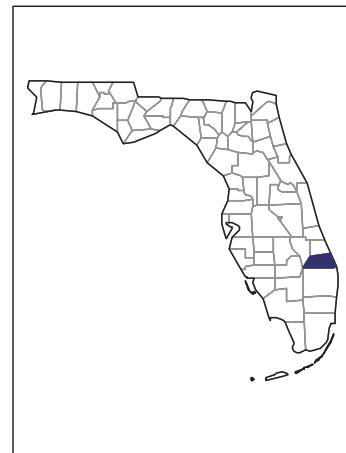
United States Department of Agriculture
National Agricultural Statistics Service

www.agcensus.usda.gov

2007 CENSUS *OF* AGRICULTURE

Martin County – Florida

**Farms with Asian Operators
Compared with All Farms**



Data are not available at this geographic level for farms with Asian operators.



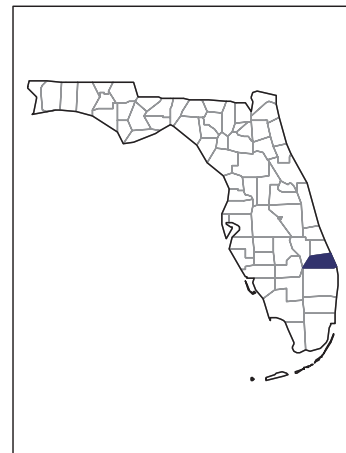
United States Department of Agriculture
National Agricultural Statistics Service

www.agcensus.usda.gov

2007 CENSUS OF AGRICULTURE

Martin County – Florida

Farms with Black or African American Operators Compared with All Farms



Data are not available at this geographic level for farms with Black or African American operators.



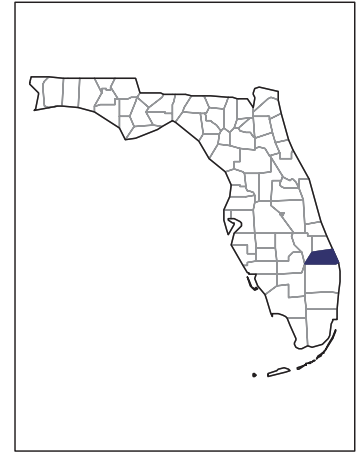
United States Department of Agriculture
National Agricultural Statistics Service

www.agcensus.usda.gov

2007 CENSUS OF AGRICULTURE

Martin County – Florida

Farms with Native Hawaiian or Other Pacific Islander Operators Compared with All Farms



Data are not available at this geographic level for farms with Native Hawaiian or Other Pacific Islander operators.



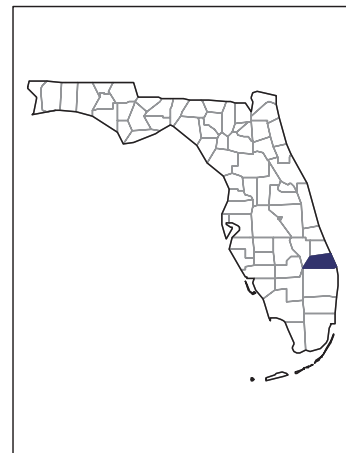
United States Department of Agriculture
National Agricultural Statistics Service

www.agcensus.usda.gov

2007 CENSUS OF AGRICULTURE

Martin County – Florida

**Farms with White Operators
Compared with All Farms**



Data are not available at this geographic level for farms with White operators.



United States Department of Agriculture
National Agricultural Statistics Service

www.agcensus.usda.gov

