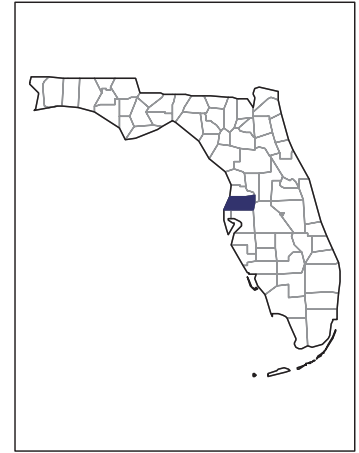


# 2007 CENSUS OF AGRICULTURE



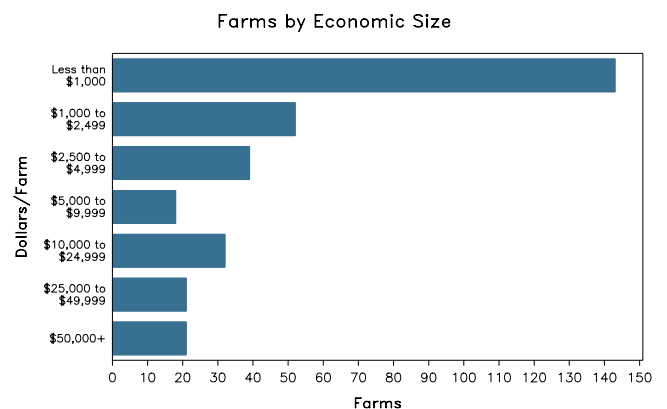
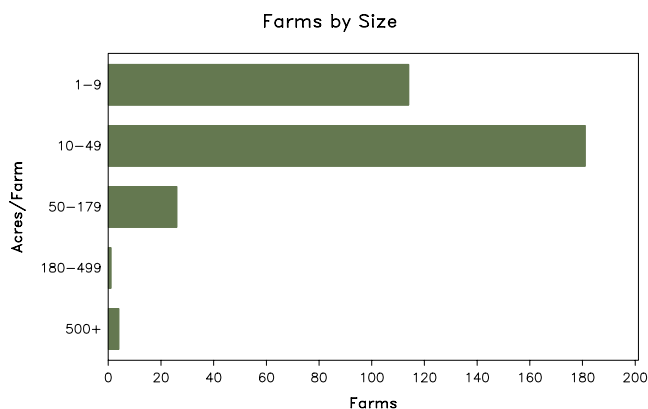
## Pasco County – Florida

### Farms with Women Principal Operators Compared with All Farms

	Women Principal Operators	All Farms
<b>Number of Farms</b>	326	1,210
<b>Land in Farms</b>	13,575 acres	149,963 acres
<b>Average Size of Farm</b>	42 acres	124 acres
<b>Market Value of Products Sold</b>	\$7,405,000	\$111,275,000
Crop Sales	\$6,005,000	\$48,618,000
Livestock Sales	\$1,400,000	\$62,657,000
Average Per Farm	\$22,714	\$91,963
<b>Government Payments</b>	(D)	\$231,000
Average Per Farm Receiving Payments	(D)	\$9,253

See footnotes on reverse page.

### Farms with Women Principal Operators



# 2007 CENSUS OF AGRICULTURE

## Pasco County – Florida Farms with Women Principal Operators

### Selected Highlights

Item	Farms	Quantity
<b>MARKET VALUE OF AGRICULTURAL PRODUCTS SOLD (\$1,000)</b>		
Total value of agricultural products sold	326	7,405
Value of crops including nursery and greenhouse	77	6,005
Value of livestock, poultry, and their products	143	1,400
<b>VALUE OF SALES BY COMMODITY GROUP (\$1,000)</b>		
Grains, oilseeds, dry beans, and dry peas	1	(D)
Tobacco	-	-
Cotton and cottonseed	-	-
Vegetables, melons, potatoes and sweet potatoes	4	(D)
Fruits, tree nuts, and berries	52	(D)
Nursery, greenhouse, floriculture, and sod	13	(D)
Cut Christmas trees and short rotation woody crops	-	-
Other crops and hay	14	31
Poultry and eggs	28	15
Cattle and calves	85	917
Milk and other dairy products from cows	-	-
Hogs and pigs	3	-
Sheep, goats, and their products	22	24
Horses, ponies, mules, burros, and donkeys	32	427
Aquaculture	3	(D)
Other animals and other animal products	11	(D)
<b>TOP CROP ITEMS (acres)</b>		
Forage - land used for all hay and haylage, grass silage, and greenchop	25	666
Oranges, all	40	610
Field and grass seed crops, all	1	(D)
Vegetables harvested for sale	4	(D)
Eggplant	1	(D)
<b>TOP LIVESTOCK INVENTORY ITEMS (number)</b>		
Cattle and calves	149	3,642
Horses and ponies	150	1,055
Broilers and other meat-type chickens	7	630
Goats, all	37	333
Layers	24	297

### Operator Characteristics

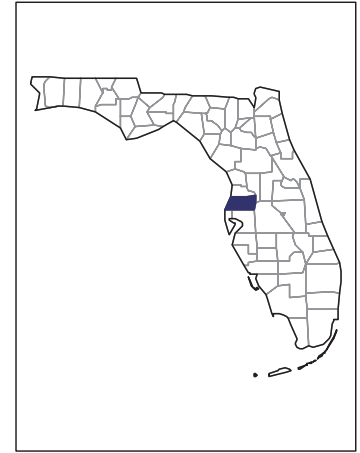
Item	Quantity
Primary occupation:	
Farming	162
Other	164
Days worked off farm:	
None	147
Any	179
Years on present farm:	
2 years or less	14
3 to 4 years	46
5 to 9 years	76
10 years or more	190
Age group:	
Under 45 years	63
45 to 64 years	168
65 years and over	95
Average age of principal operator (years)	57.1

### Economic Characteristics

Item	Quantity
Farms by value of sales:	
Less than \$1,000	143
\$1,000 to \$2,499	52
\$2,500 to \$4,999	39
\$5,000 to \$9,999	18
\$10,000 to \$49,999	53
\$50,000 to \$99,999	14
\$100,000 to \$249,999	4
\$250,000 to \$499,999	1
\$500,000 or more	2
Total farm production expenses (\$1,000)	8,731
Average per farm (\$)	26,782
Net cash farm income of operation (\$1,000)	-748
Average per farm (\$)	-2,294
Value of agricultural products sold directly to individuals for human consumption (\$1,000)	46
Total organic product sales (\$1,000)	(D)
Total income from farm-related sources, gross before taxes and expenses (\$1,000)	578

See "Census of Agriculture, Volume 1, Geographic Area Series" for complete footnotes, explanations, definitions, and methodology.  
(D) Cannot be disclosed. (Z) Less than half of the unit shown.

# 2007 CENSUS OF AGRICULTURE



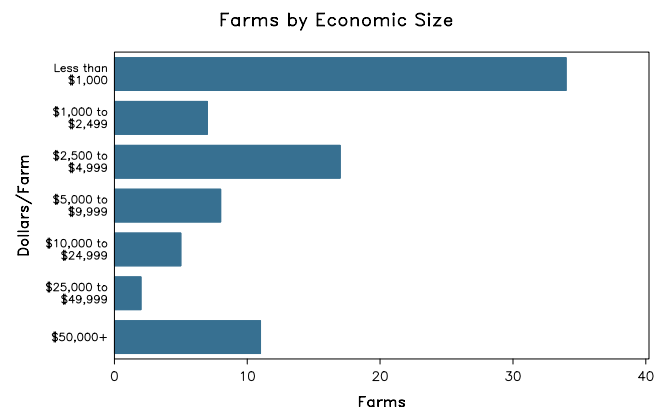
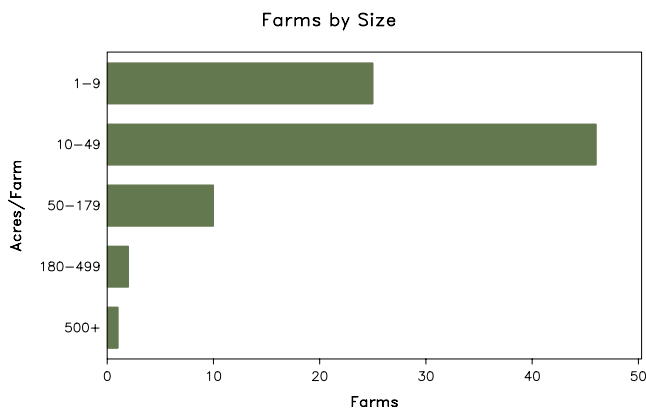
## Pasco County – Florida

### Farms with Spanish, Hispanic, or Latino Operators Compared with All Farms

	Spanish, Hispanic, or Latino Operators	All Farms
<b>Number of Farm Operators</b> <sup>1</sup>	100	1,820
<b>Number of Farms</b>	84	1,210
<b>Land in Farms</b>	3,567 acres	149,963 acres
<b>Average Size of Farm</b>	42 acres	124 acres
<b>Market Value of Products Sold</b>	\$6,951,000	\$111,275,000
Crop Sales	\$6,468,000	\$48,618,000
Livestock Sales	\$483,000	\$62,657,000
Average Per Farm	\$82,746	\$91,963
<b>Government Payments</b>	(D)	\$231,000
Average Per Farm Receiving Payments	(D)	\$9,253

See footnotes on reverse page.

### Farms with Spanish, Hispanic, or Latino Operators



# 2007 CENSUS OF AGRICULTURE

## Pasco County – Florida Farms with Spanish, Hispanic, or Latino Operators

### Selected Highlights

Item	Farms	Quantity
<b>MARKET VALUE OF AGRICULTURAL PRODUCTS SOLD (\$1,000)</b>		
Total value of agricultural products sold	84	6,951
Value of crops including nursery and greenhouse	22	6,468
Value of livestock, poultry, and their products	45	483
<b>VALUE OF SALES BY COMMODITY GROUP (\$1,000)</b>		
Grains, oilseeds, dry beans, and dry peas	2	(D)
Tobacco	-	-
Cotton and cottonseed	-	-
Vegetables, melons, potatoes and sweet potatoes	3	(D)
Fruits, tree nuts, and berries	6	(D)
Nursery, greenhouse, floriculture, and sod	8	(D)
Cut Christmas trees and short rotation woody crops	-	-
Other crops and hay	8	60
Poultry and eggs	6	12
Cattle and calves	26	(D)
Milk and other dairy products from cows	-	-
Hogs and pigs	-	-
Sheep, goats, and their products	14	(D)
Horses, ponies, mules, burros, and donkeys	6	36
Aquaculture	1	(D)
Other animals and other animal products	-	-
<b>TOP CROP ITEMS (acres)</b>		
Sod harvested	1	(D)
Forage - land used for all hay and haylage, grass silage, and greenchop	10	429
Vegetables harvested for sale	3	(D)
Eggplant	1	(D)
Nursery stock	4	47
<b>TOP LIVESTOCK INVENTORY ITEMS (number)</b>		
Cattle and calves	36	676
Pullets for laying flock replacement	6	570
Goats, all	19	465
Broilers and other meat-type chickens	8	320
Horses and ponies	29	216

### Operator Characteristics

Item	Quantity
Primary occupation:	
Farming	31
Other	69
Days worked off farm:	
None	18
Any	82
Years on present farm:	
2 years or less	10
3 to 4 years	13
5 to 9 years	38
10 years or more	39
Age group:	
Under 45 years	44
45 to 64 years	43
65 years and over	13
Average age (years)	47.2

### Economic Characteristics

Item	Quantity
Farms by value of sales:	
Less than \$1,000	34
\$1,000 to \$2,499	7
\$2,500 to \$4,999	17
\$5,000 to \$9,999	8
\$10,000 to \$49,999	7
\$50,000 to \$99,999	3
\$100,000 to \$249,999	4
\$250,000 to \$499,999	1
\$500,000 or more	3
Total farm production expenses (\$1,000)	6,611
Average per farm (\$)	78,702
Net cash farm income of operation (\$1,000)	368
Average per farm (\$)	4,386
Value of agricultural products sold directly to individuals for human consumption (\$1,000)	27
Total organic product sales (\$1,000)	-
Total income from farm-related sources, gross before taxes and expenses (\$1,000)	29

See "Census of Agriculture, Volume 1, Geographic Area Series" for complete footnotes, explanations, definitions, and methodology.

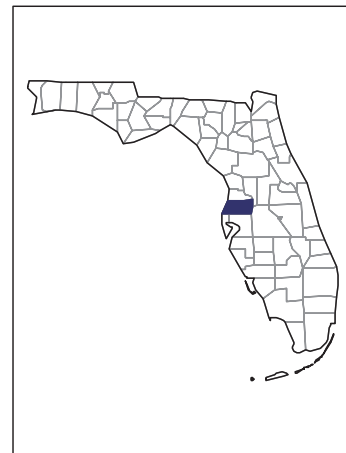
(D) Cannot be disclosed. (Z) Less than half of the unit shown.

<sup>1</sup> Data were collected for a maximum of three operators per farm.

# 2007 CENSUS OF AGRICULTURE

## Pasco County – Florida

### Farms with American Indian or Alaska Native Operators Compared with All Farms



Data are not available at this geographic level for farms with American Indian or Alaska Native operators.



United States Department of Agriculture  
National Agricultural Statistics Service

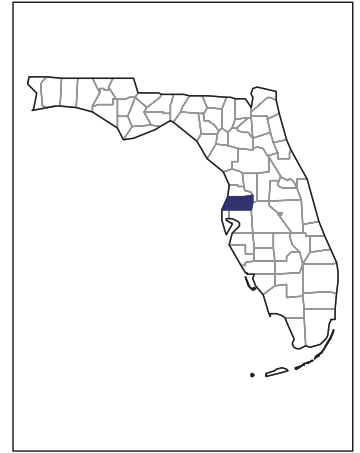
[www.agcensus.usda.gov](http://www.agcensus.usda.gov)



# 2007 CENSUS OF AGRICULTURE

**Pasco County – Florida**

**Farms with Asian Operators  
Compared with All Farms**



**Data are not available at this geographic level for farms with Asian operators.**



United States Department of Agriculture  
National Agricultural Statistics Service

[www.agcensus.usda.gov](http://www.agcensus.usda.gov)

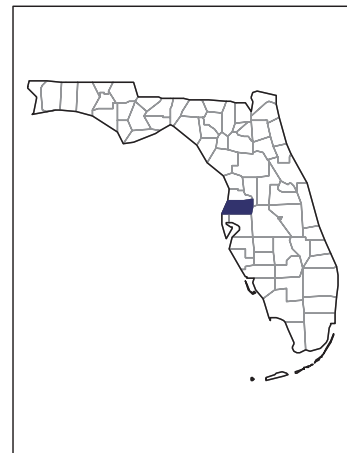




# 2007 CENSUS OF AGRICULTURE

**Pasco County – Florida**

**Farms with Black or African American Operators Compared with All Farms**



Data are not available at this geographic level for farms with Black or African American operators.



United States Department of Agriculture  
National Agricultural Statistics Service

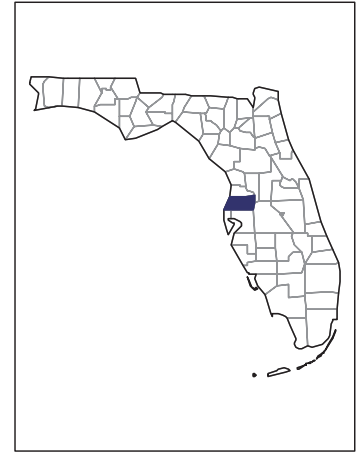
[www.agcensus.usda.gov](http://www.agcensus.usda.gov)



# 2007 CENSUS OF AGRICULTURE

## Pasco County – Florida

### Farms with Native Hawaiian or Other Pacific Islander Operators Compared with All Farms



Data are not available at this geographic level for farms with Native Hawaiian or Other Pacific Islander operators.



United States Department of Agriculture  
National Agricultural Statistics Service

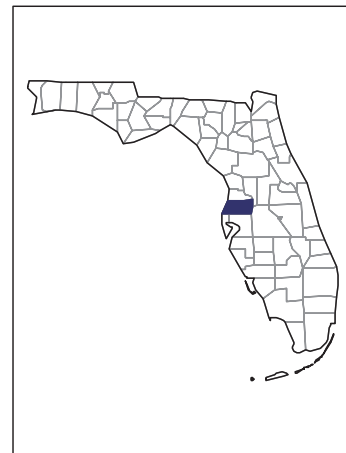
[www.agcensus.usda.gov](http://www.agcensus.usda.gov)



# 2007 CENSUS OF AGRICULTURE

**Pasco County – Florida**

**Farms with White Operators  
Compared with All Farms**



**Data are not available at this geographic level for farms with White operators.**



United States Department of Agriculture  
National Agricultural Statistics Service

[www.agcensus.usda.gov](http://www.agcensus.usda.gov)

