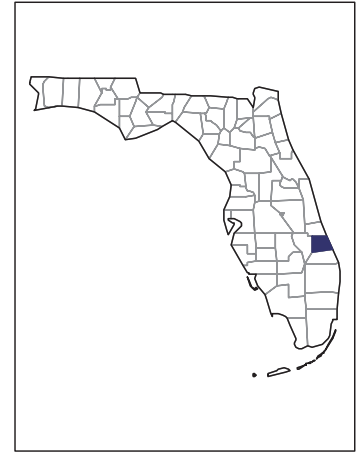


2007 CENSUS OF AGRICULTURE



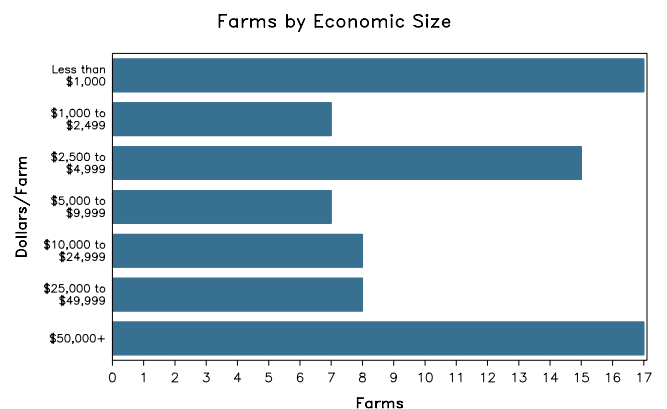
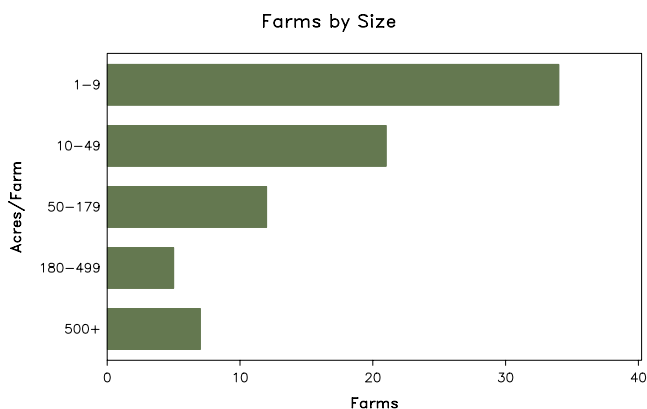
St. Lucie County – Florida

Farms with Women Principal Operators Compared with All Farms

	Women Principal Operators	All Farms
Number of Farms	79	365
Land in Farms	14,420 acres	153,486 acres
Average Size of Farm	183 acres	421 acres
Market Value of Products Sold	\$16,422,000	\$144,283,000
Crop Sales	\$15,894,000	\$133,988,000
Livestock Sales	\$528,000	\$10,295,000
Average Per Farm	\$207,876	\$395,297
Government Payments	(D)	\$182,000
Average Per Farm Receiving Payments	(D)	\$18,208

See footnotes on reverse page.

Farms with Women Principal Operators



2007 CENSUS OF AGRICULTURE

St. Lucie County – Florida Farms with Women Principal Operators

Selected Highlights

Item	Farms	Quantity
MARKET VALUE OF AGRICULTURAL PRODUCTS SOLD (\$1,000)		
Total value of agricultural products sold	79	16,422
Value of crops including nursery and greenhouse	36	15,894
Value of livestock, poultry, and their products	34	528
VALUE OF SALES BY COMMODITY GROUP (\$1,000)		
Grains, oilseeds, dry beans, and dry peas	-	-
Tobacco	-	-
Cotton and cottonseed	-	-
Vegetables, melons, potatoes and sweet potatoes	1	(D)
Fruits, tree nuts, and berries	22	15,457
Nursery, greenhouse, floriculture, and sod	14	(D)
Cut Christmas trees and short rotation woody crops	-	-
Other crops and hay	-	-
Poultry and eggs	4	1
Cattle and calves	21	489
Milk and other dairy products from cows	-	-
Hogs and pigs	4	2
Sheep, goats, and their products	4	1
Horses, ponies, mules, burros, and donkeys	12	34
Aquaculture	-	-
Other animals and other animal products	-	-
TOP CROP ITEMS (acres)		
Grapefruit	17	3,815
Oranges, all	16	2,066
Tangelos	2	(D)
Nursery stock	11	85
Temples	2	(D)
TOP LIVESTOCK INVENTORY ITEMS (number)		
Cattle and calves	25	2,294
Broilers and other meat-type chickens	4	(D)
Horses and ponies	30	384
Layers	10	147
Hogs and pigs	6	44

Operator Characteristics

Item	Quantity
Primary occupation:	
Farming	33
Other	46
Days worked off farm:	
None	34
Any	45
Years on present farm:	
2 years or less	4
3 to 4 years	9
5 to 9 years	23
10 years or more	43
Age group:	
Under 45 years	6
45 to 64 years	45
65 years and over	28
Average age of principal operator (years)	58.6

Economic Characteristics

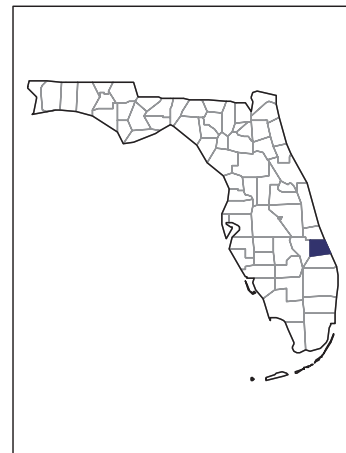
Item	Quantity
Farms by value of sales:	
Less than \$1,000	17
\$1,000 to \$2,499	7
\$2,500 to \$4,999	15
\$5,000 to \$9,999	7
\$10,000 to \$49,999	16
\$50,000 to \$99,999	7
\$100,000 to \$249,999	5
\$250,000 to \$499,999	3
\$500,000 or more	2
Total farm production expenses (\$1,000)	13,866
Average per farm (\$)	175,519
Net cash farm income of operation (\$1,000)	2,946
Average per farm (\$)	37,289
Value of agricultural products sold directly to individuals for human consumption (\$1,000)	2
Total organic product sales (\$1,000)	(D)
Total income from farm-related sources, gross before taxes and expenses (\$1,000)	389

See "Census of Agriculture, Volume 1, Geographic Area Series" for complete footnotes, explanations, definitions, and methodology.
(D) Cannot be disclosed. (Z) Less than half of the unit shown.

2007 CENSUS OF AGRICULTURE

St. Lucie County – Florida

Farms with Spanish, Hispanic, or Latino Operators Compared with All Farms



Data are not available at this geographic level for farms with Spanish, Hispanic, or Latino operators.



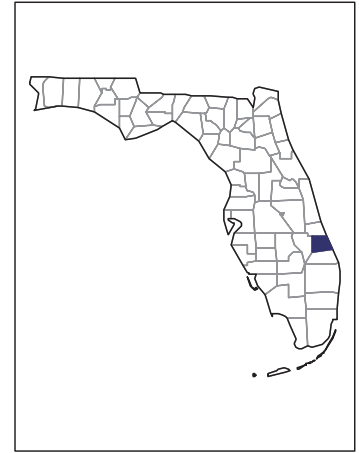
United States Department of Agriculture
National Agricultural Statistics Service

www.agcensus.usda.gov

2007 CENSUS OF AGRICULTURE

St. Lucie County – Florida

Farms with American Indian or Alaska Native Operators Compared with All Farms



Data are not available at this geographic level for farms with American Indian or Alaska Native operators.



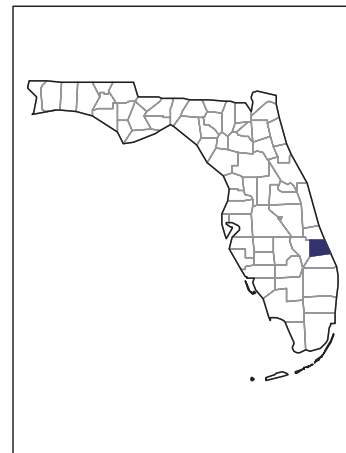
United States Department of Agriculture
National Agricultural Statistics Service

www.agcensus.usda.gov

2007 CENSUS OF AGRICULTURE

St. Lucie County – Florida

**Farms with Asian Operators
Compared with All Farms**



Data are not available at this geographic level for farms with Asian operators.



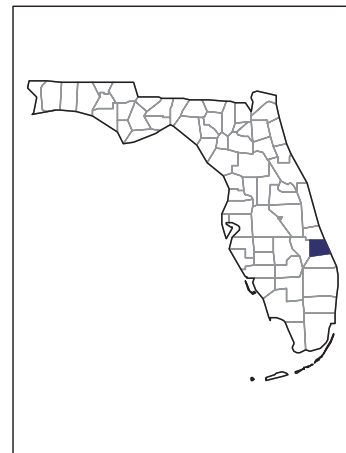
United States Department of Agriculture
National Agricultural Statistics Service

www.agcensus.usda.gov

2007 CENSUS OF AGRICULTURE

St. Lucie County – Florida

Farms with Black or African American Operators Compared with All Farms



Data are not available at this geographic level for farms with Black or African American operators.



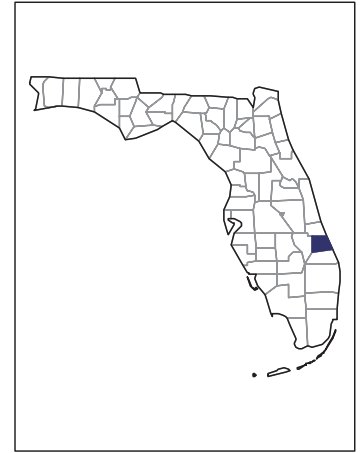
United States Department of Agriculture
National Agricultural Statistics Service

www.agcensus.usda.gov

2007 CENSUS OF AGRICULTURE

St. Lucie County – Florida

Farms with Native Hawaiian or Other Pacific Islander Operators Compared with All Farms



Data are not available at this geographic level for farms with Native Hawaiian or Other Pacific Islander operators.



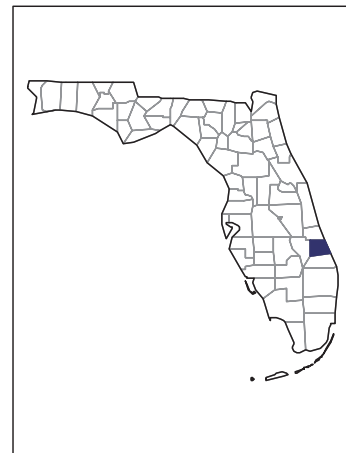
United States Department of Agriculture
National Agricultural Statistics Service

www.agcensus.usda.gov

2007 CENSUS *OF* AGRICULTURE

St. Lucie County – Florida

**Farms with White Operators
Compared with All Farms**



Data are not available at this geographic level for farms with White operators.



United States Department of Agriculture
National Agricultural Statistics Service

www.agcensus.usda.gov

