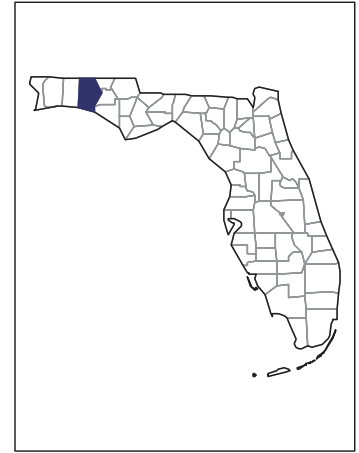


# 2007 CENSUS OF AGRICULTURE



## Walton County – Florida

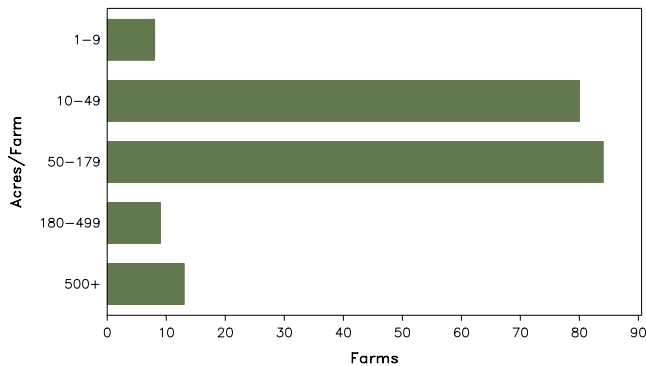
### Farms with Women Principal Operators Compared with All Farms

	Women Principal Operators	All Farms
<b>Number of Farms</b>	194	754
<b>Land in Farms</b>	22,128 acres	126,841 acres
<b>Average Size of Farm</b>	114 acres	168 acres
<b>Market Value of Products Sold</b>	\$3,004,000	\$25,549,000
Crop Sales	\$111,000	\$4,875,000
Livestock Sales	\$2,893,000	\$20,674,000
Average Per Farm	\$15,485	\$33,884
<b>Government Payments</b>	\$275,000	\$1,972,000
Average Per Farm Receiving Payments	\$2,748	\$6,085

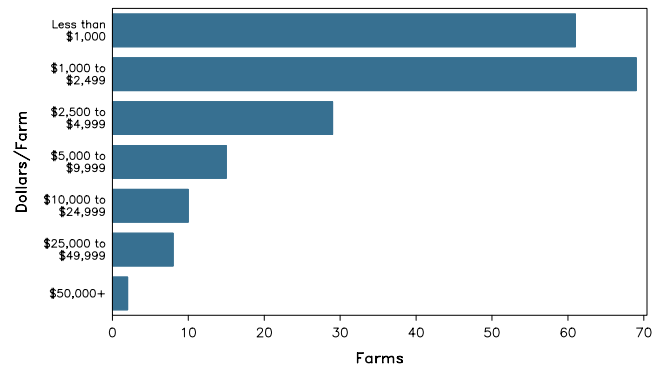
See footnotes on reverse page.

### Farms with Women Principal Operators

Farms by Size



Farms by Economic Size



# 2007 CENSUS OF AGRICULTURE

## Walton County – Florida Farms with Women Principal Operators

### Selected Highlights

Item	Farms	Quantity
<b>MARKET VALUE OF AGRICULTURAL PRODUCTS SOLD (\$1,000)</b>		
Total value of agricultural products sold	194	3,004
Value of crops including nursery and greenhouse	23	111
Value of livestock, poultry, and their products	61	2,893
<b>VALUE OF SALES BY COMMODITY GROUP (\$1,000)</b>		
Grains, oilseeds, dry beans, and dry peas	3	(D)
Tobacco	-	-
Cotton and cottonseed	-	-
Vegetables, melons, potatoes and sweet potatoes	4	36
Fruits, tree nuts, and berries	9	51
Nursery, greenhouse, floriculture, and sod	1	(D)
Cut Christmas trees and short rotation woody crops	-	-
Other crops and hay	8	(D)
Poultry and eggs	18	2,584
Cattle and calves	35	273
Milk and other dairy products from cows	1	(D)
Hogs and pigs	3	5
Sheep, goats, and their products	10	6
Horses, ponies, mules, burros, and donkeys	12	14
Aquaculture	1	(D)
Other animals and other animal products	1	(D)
<b>TOP CROP ITEMS (acres)</b>		
Forage - land used for all hay and haylage, grass silage, and greenchop	28	690
Corn for grain	3	56
Pecans, all	8	52
Vegetables harvested for sale	4	6
Land in berries	3	2
<b>TOP LIVESTOCK INVENTORY ITEMS (number)</b>		
Broilers and other meat-type chickens	2	(D)
Cattle and calves	43	1,073
Horses and ponies	55	336
Layers	22	302
Goats, all	21	159

### Operator Characteristics

Item	Quantity
Primary occupation:	
Farming	52
Other	142
Days worked off farm:	
None	101
Any	93
Years on present farm:	
2 years or less	5
3 to 4 years	17
5 to 9 years	38
10 years or more	134
Age group:	
Under 45 years	35
45 to 64 years	75
65 years and over	84
Average age of principal operator (years)	60.1

### Economic Characteristics

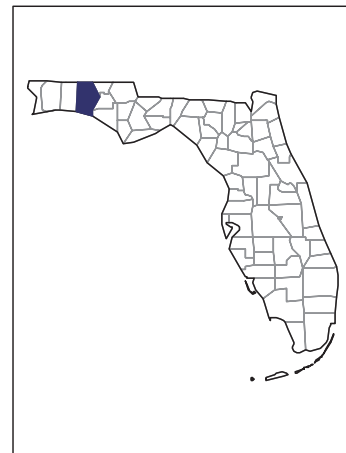
Item	Quantity
Farms by value of sales:	
Less than \$1,000	134
\$1,000 to \$2,499	20
\$2,500 to \$4,999	11
\$5,000 to \$9,999	10
\$10,000 to \$49,999	17
\$50,000 to \$99,999	-
\$100,000 to \$249,999	-
\$250,000 to \$499,999	-
\$500,000 or more	2
Total farm production expenses (\$1,000)	3,112
Average per farm (\$)	16,041
Net cash farm income of operation (\$1,000)	207
Average per farm (\$)	1,067
Value of agricultural products sold directly to individuals for human consumption (\$1,000)	(D)
Total organic product sales (\$1,000)	-
Total income from farm-related sources, gross before taxes and expenses (\$1,000)	40

See "Census of Agriculture, Volume 1, Geographic Area Series" for complete footnotes, explanations, definitions, and methodology.  
(D) Cannot be disclosed. (Z) Less than half of the unit shown.

# 2007 CENSUS OF AGRICULTURE

## Walton County – Florida

### Farms with Spanish, Hispanic, or Latino Operators Compared with All Farms



Data are not available at this geographic level for farms with Spanish, Hispanic, or Latino operators.



United States Department of Agriculture  
National Agricultural Statistics Service

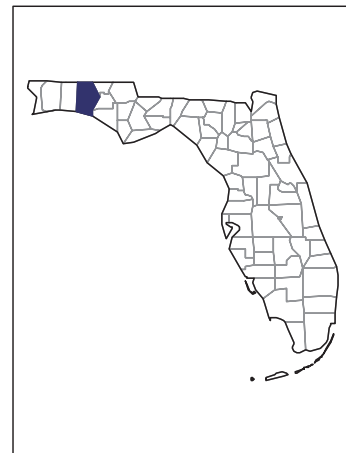
[www.agcensus.usda.gov](http://www.agcensus.usda.gov)



# 2007 CENSUS OF AGRICULTURE

## Walton County – Florida

### Farms with American Indian or Alaska Native Operators Compared with All Farms



Data are not available at this geographic level for farms with American Indian or Alaska Native operators.



United States Department of Agriculture  
National Agricultural Statistics Service

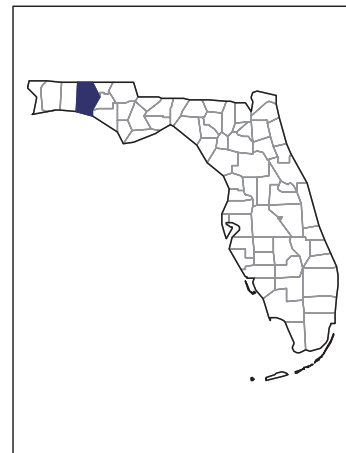
[www.agcensus.usda.gov](http://www.agcensus.usda.gov)



# 2007 CENSUS OF AGRICULTURE

**Walton County – Florida**

**Farms with Asian Operators  
Compared with All Farms**



**Data are not available at this geographic level for farms with Asian operators.**



United States Department of Agriculture  
National Agricultural Statistics Service

[www.agcensus.usda.gov](http://www.agcensus.usda.gov)

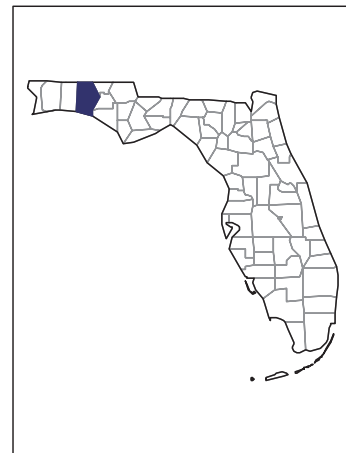




# 2007 CENSUS OF AGRICULTURE

## Walton County – Florida

### Farms with Black or African American Operators Compared with All Farms



Data are not available at this geographic level for farms with Black or African American operators.



United States Department of Agriculture  
National Agricultural Statistics Service

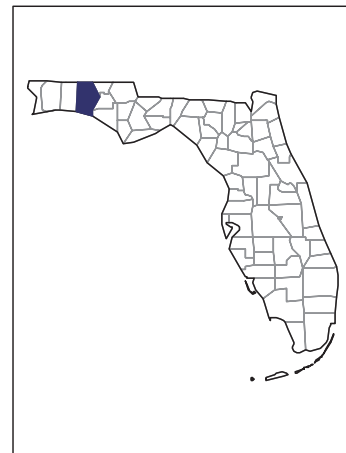
[www.agcensus.usda.gov](http://www.agcensus.usda.gov)



# 2007 CENSUS OF AGRICULTURE

## Walton County – Florida

### Farms with Native Hawaiian or Other Pacific Islander Operators Compared with All Farms



Data are not available at this geographic level for farms with Native Hawaiian or Other Pacific Islander operators.



United States Department of Agriculture  
National Agricultural Statistics Service

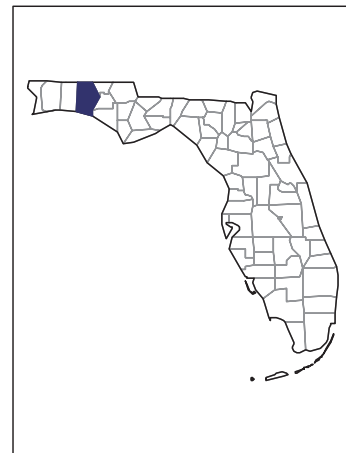
[www.agcensus.usda.gov](http://www.agcensus.usda.gov)



# 2007 CENSUS OF AGRICULTURE

**Walton County – Florida**

**Farms with White Operators  
Compared with All Farms**



**Data are not available at this geographic level for farms with White operators.**



United States Department of Agriculture  
National Agricultural Statistics Service

[www.agcensus.usda.gov](http://www.agcensus.usda.gov)

