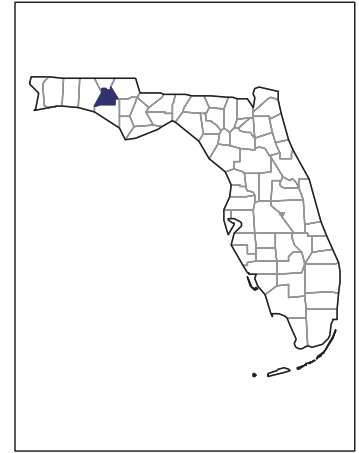


2007 CENSUS OF AGRICULTURE



Washington County – Florida

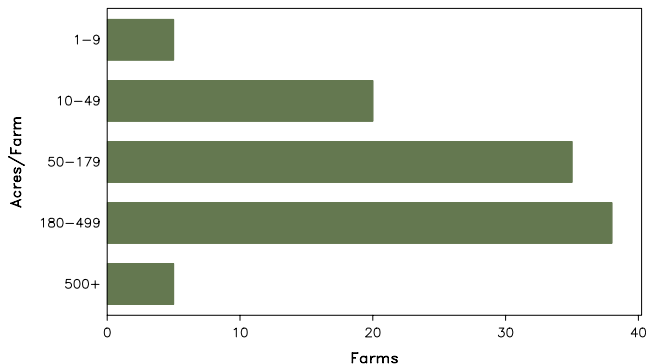
Farms with Women Principal Operators Compared with All Farms

	Women Principal Operators	All Farms
Number of Farms	103	462
Land in Farms	20,787 acres	73,836 acres
Average Size of Farm	202 acres	160 acres
Market Value of Products Sold	\$160,000	\$5,761,000
Crop Sales	\$74,000	\$2,691,000
Livestock Sales	\$86,000	\$3,069,000
Average Per Farm	\$1,553	\$12,469
Government Payments	\$329,000	\$1,064,000
Average Per Farm Receiving Payments	\$4,637	\$4,379

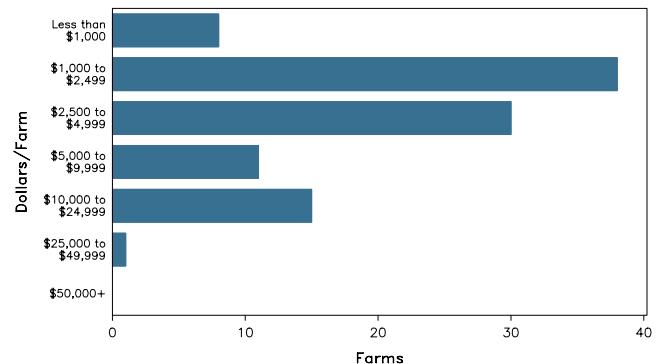
See footnotes on reverse page.

Farms with Women Principal Operators

Farms by Size



Farms by Economic Size



2007 CENSUS OF AGRICULTURE

Washington County – Florida Farms with Women Principal Operators

Selected Highlights

Item	Farms	Quantity
MARKET VALUE OF AGRICULTURAL PRODUCTS SOLD (\$1,000)		
Total value of agricultural products sold	103	160
Value of crops including nursery and greenhouse	8	74
Value of livestock, poultry, and their products	23	86
VALUE OF SALES BY COMMODITY GROUP (\$1,000)		
Grains, oilseeds, dry beans, and dry peas	-	-
Tobacco	-	-
Cotton and cottonseed	-	-
Vegetables, melons, potatoes and sweet potatoes	2	(D)
Fruits, tree nuts, and berries	-	-
Nursery, greenhouse, floriculture, and sod	-	-
Cut Christmas trees and short rotation woody crops	-	-
Other crops and hay	6	(D)
Poultry and eggs	3	(D)
Cattle and calves	7	(D)
Milk and other dairy products from cows	-	-
Hogs and pigs	-	-
Sheep, goats, and their products	2	(D)
Horses, ponies, mules, burros, and donkeys	12	34
Aquaculture	-	-
Other animals and other animal products	4	3
TOP CROP ITEMS (acres)		
Forage - land used for all hay and haylage, grass silage, and greenchop	9	327
Pecans, all	2	(D)
Vegetables harvested for sale	2	(D)
Cantaloupes	2	(D)
TOP LIVESTOCK INVENTORY ITEMS (number)		
Pigeons or squab	1	(D)
Broilers and other meat-type chickens	1	(D)
Ducks	2	(D)
Cattle and calves	8	207
Layers	3	(D)

Operator Characteristics

Item	Quantity
Primary occupation:	
Farming	37
Other	66
Days worked off farm:	
None	60
Any	43
Years on present farm:	
2 years or less	1
3 to 4 years	20
5 to 9 years	20
10 years or more	62
Age group:	
Under 45 years	10
45 to 64 years	31
65 years and over	62
Average age of principal operator (years)	65.8

Economic Characteristics

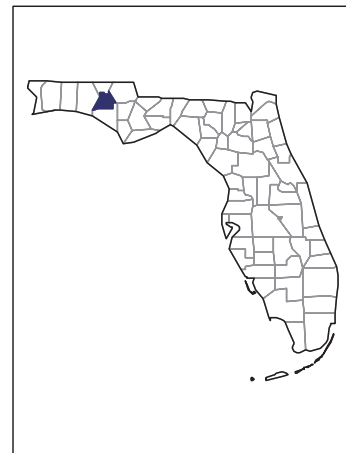
Item	Quantity
Farms by value of sales:	
Less than \$1,000	77
\$1,000 to \$2,499	11
\$2,500 to \$4,999	5
\$5,000 to \$9,999	5
\$10,000 to \$49,999	5
\$50,000 to \$99,999	-
\$100,000 to \$249,999	-
\$250,000 to \$499,999	-
\$500,000 or more	-
Total farm production expenses (\$1,000)	1,149
Average per farm (\$)	11,159
Net cash farm income of operation (\$1,000)	-375
Average per farm (\$)	-3,639
Value of agricultural products sold directly to individuals for human consumption (\$1,000)	(D)
Total organic product sales (\$1,000)	-
Total income from farm-related sources, gross before taxes and expenses (\$1,000)	285

See "Census of Agriculture, Volume 1, Geographic Area Series" for complete footnotes, explanations, definitions, and methodology.
(D) Cannot be disclosed. (Z) Less than half of the unit shown.

2007 CENSUS OF AGRICULTURE

Washington County – Florida

Farms with Spanish, Hispanic, or Latino Operators Compared with All Farms



Data are not available at this geographic level for farms with Spanish, Hispanic, or Latino operators.



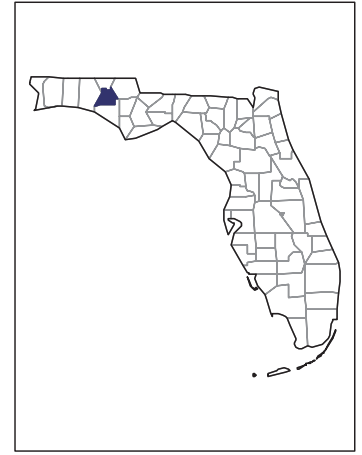
United States Department of Agriculture
National Agricultural Statistics Service

www.agcensus.usda.gov

2007 CENSUS OF AGRICULTURE

Washington County – Florida

Farms with American Indian or Alaska Native Operators Compared with All Farms



Data are not available at this geographic level for farms with American Indian or Alaska Native operators.



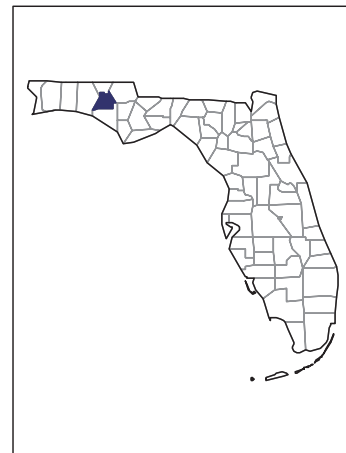
United States Department of Agriculture
National Agricultural Statistics Service

www.agcensus.usda.gov

2007 CENSUS OF AGRICULTURE

Washington County – Florida

Farms with Asian Operators Compared with All Farms



Data are not available at this geographic level for farms with Asian operators.



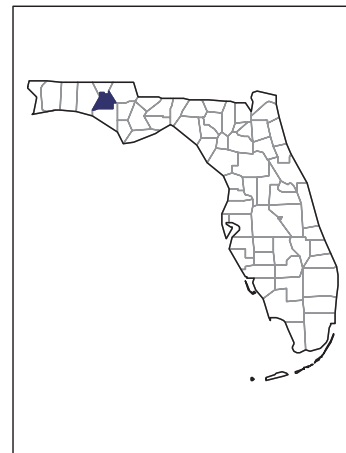
United States Department of Agriculture
National Agricultural Statistics Service

www.agcensus.usda.gov

2007 CENSUS OF AGRICULTURE

Washington County – Florida

Farms with Black or African American Operators Compared with All Farms



Data are not available at this geographic level for farms with Black or African American operators.



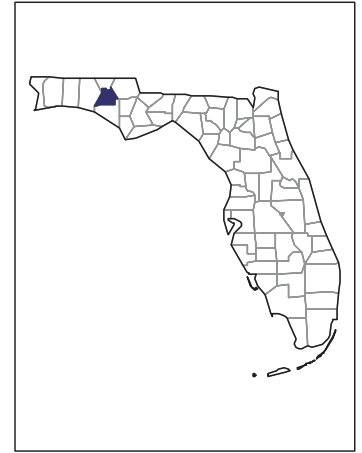
United States Department of Agriculture
National Agricultural Statistics Service

www.agcensus.usda.gov

2007 CENSUS *OF* AGRICULTURE

Washington County – Florida

Farms with Native Hawaiian or Other Pacific Islander Operators Compared with All Farms



Data are not available at this geographic level for farms with Native Hawaiian or Other Pacific Islander operators.



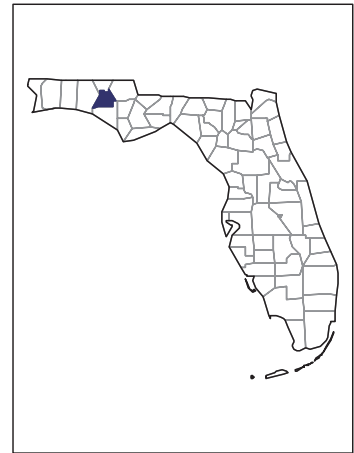
United States Department of Agriculture
National Agricultural Statistics Service

www.agcensus.usda.gov

2007 CENSUS OF AGRICULTURE

Washington County – Florida

Farms with White Operators Compared with All Farms



Data are not available at this geographic level for farms with White operators.



United States Department of Agriculture
National Agricultural Statistics Service

www.agcensus.usda.gov

