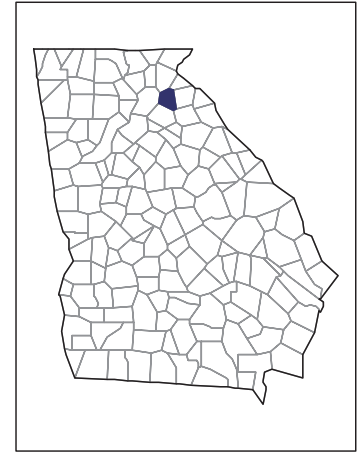


2007 CENSUS OF AGRICULTURE



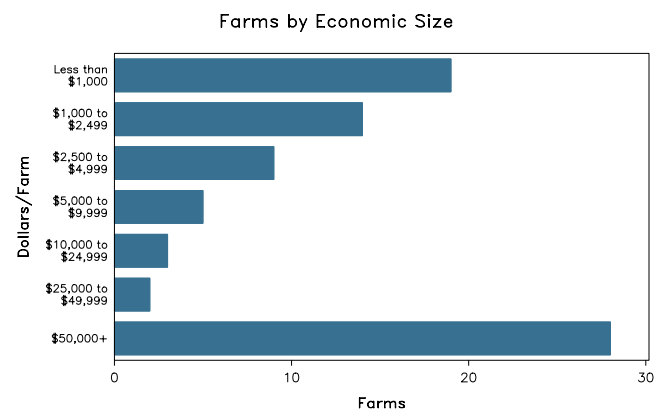
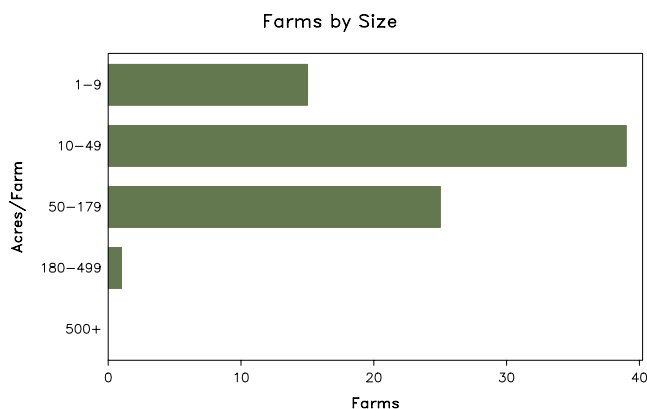
Banks County – Georgia

Farms with Women Principal Operators Compared with All Farms

	Women Principal Operators	All Farms
Number of Farms	80	530
Land in Farms	4,028 acres	46,685 acres
Average Size of Farm	50 acres	88 acres
Market Value of Products Sold	\$12,081,000	\$144,228,000
Crop Sales	\$37,000	\$448,000
Livestock Sales	\$12,044,000	\$143,780,000
Average Per Farm	\$151,016	\$272,128
Government Payments	\$4,000	\$105,000
Average Per Farm Receiving Payments	\$1,298	\$1,935

See footnotes on reverse page.

Farms with Women Principal Operators



2007 CENSUS OF AGRICULTURE

Banks County – Georgia Farms with Women Principal Operators

Selected Highlights

Item	Farms	Quantity
MARKET VALUE OF AGRICULTURAL PRODUCTS SOLD (\$1,000)		
Total value of agricultural products sold	80	12,081
Value of crops including nursery and greenhouse	9	37
Value of livestock, poultry, and their products	61	12,044
VALUE OF SALES BY COMMODITY GROUP (\$1,000)		
Grains, oilseeds, dry beans, and dry peas	2	(D)
Tobacco	-	-
Cotton and cottonseed	-	-
Vegetables, melons, potatoes and sweet potatoes	-	-
Fruits, tree nuts, and berries	-	-
Nursery, greenhouse, floriculture, and sod	3	(D)
Cut Christmas trees and short rotation woody crops	2	(D)
Other crops and hay	4	(D)
Poultry and eggs	30	(D)
Cattle and calves	27	223
Milk and other dairy products from cows	-	-
Hogs and pigs	-	-
Sheep, goats, and their products	5	(D)
Horses, ponies, mules, burros, and donkeys	5	8
Aquaculture	-	-
Other animals and other animal products	-	-
TOP CROP ITEMS (acres)		
Forage - land used for all hay and haylage, grass silage, and greenchop	19	466
Nursery stock	3	(D)
Corn for grain	2	(D)
Short-rotation woody crops	2	(D)
TOP LIVESTOCK INVENTORY ITEMS (number)		
Broilers and other meat-type chickens	4	349,100
Layers	20	185,141
Pullets for laying flock replacement	3	56,667
Cattle and calves	38	1,671
Horses and ponies	28	190

Operator Characteristics

Item	Quantity
Primary occupation:	
Farming	55
Other	25
Days worked off farm:	
None	42
Any	38
Years on present farm:	
2 years or less	6
3 to 4 years	7
5 to 9 years	16
10 years or more	51
Age group:	
Under 45 years	11
45 to 64 years	60
65 years and over	9
Average age of principal operator (years)	54.8

Economic Characteristics

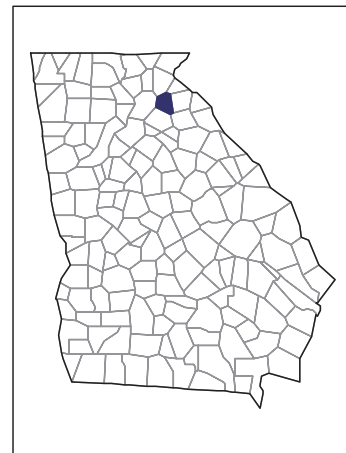
Item	Quantity
Farms by value of sales:	
Less than \$1,000	19
\$1,000 to \$2,499	14
\$2,500 to \$4,999	9
\$5,000 to \$9,999	5
\$10,000 to \$49,999	5
\$50,000 to \$99,999	-
\$100,000 to \$249,999	13
\$250,000 to \$499,999	10
\$500,000 or more	5
Total farm production expenses (\$1,000)	9,293
Average per farm (\$)	116,162
Net cash farm income of operation (\$1,000)	2,947
Average per farm (\$)	36,834
Value of agricultural products sold directly to individuals for human consumption (\$1,000)	-
Total organic product sales (\$1,000)	-
Total income from farm-related sources, gross before taxes and expenses (\$1,000)	155

See "Census of Agriculture, Volume 1, Geographic Area Series" for complete footnotes, explanations, definitions, and methodology.
(D) Cannot be disclosed. (Z) Less than half of the unit shown.

2007 CENSUS *OF* **AGRICULTURE**

Banks County – Georgia

Farms with Spanish, Hispanic, or Latino Operators Compared with All Farms



Data are not available at this geographic level for farms with Spanish, Hispanic, or Latino operators.



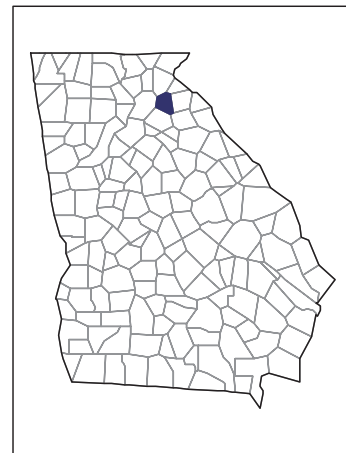
United States Department of Agriculture
National Agricultural Statistics Service

www.agcensus.usda.gov

2007 CENSUS OF AGRICULTURE

Banks County – Georgia

Farms with American Indian or Alaska Native Operators Compared with All Farms



Data are not available at this geographic level for farms with American Indian or Alaska Native operators.



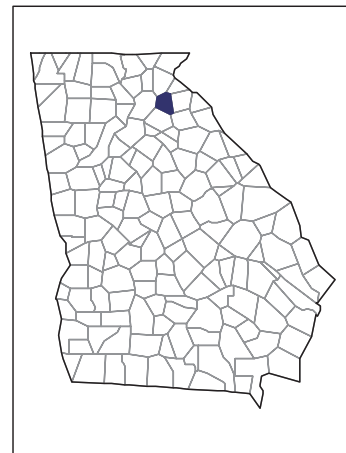
United States Department of Agriculture
National Agricultural Statistics Service

www.agcensus.usda.gov

2007 CENSUS OF AGRICULTURE

Banks County – Georgia

**Farms with Asian Operators
Compared with All Farms**



Data are not available at this geographic level for farms with Asian operators.



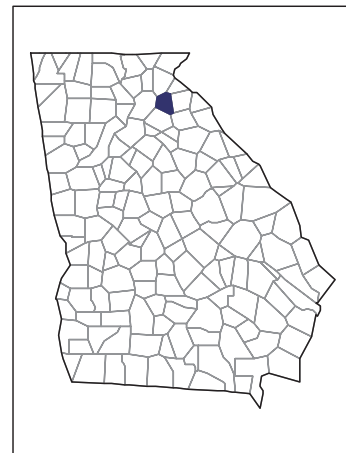
United States Department of Agriculture
National Agricultural Statistics Service

www.agcensus.usda.gov

2007 CENSUS OF AGRICULTURE

Banks County – Georgia

Farms with Black or African American Operators Compared with All Farms



Data are not available at this geographic level for farms with Black or African American operators.



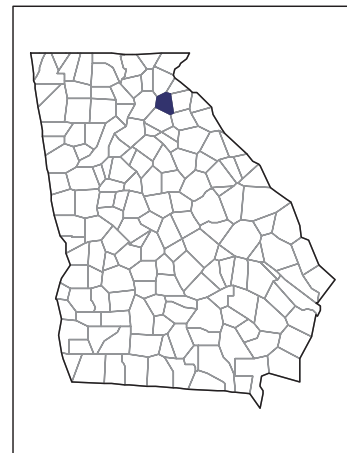
United States Department of Agriculture
National Agricultural Statistics Service

www.agcensus.usda.gov

2007 CENSUS OF AGRICULTURE

Banks County – Georgia

Farms with Native Hawaiian or Other Pacific Islander Operators Compared with All Farms



Data are not available at this geographic level for farms with Native Hawaiian or Other Pacific Islander operators.



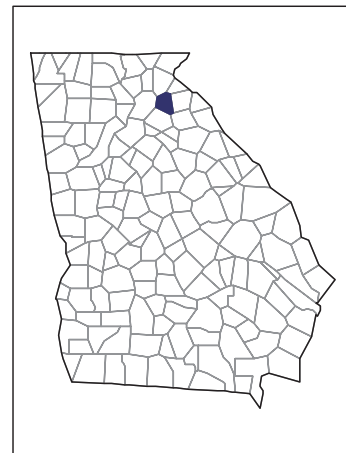
United States Department of Agriculture
National Agricultural Statistics Service

www.agcensus.usda.gov

2007 CENSUS *OF* AGRICULTURE

Banks County – Georgia

**Farms with White Operators
Compared with All Farms**



Data are not available at this geographic level for farms with White operators.



United States Department of Agriculture
National Agricultural Statistics Service

www.agcensus.usda.gov

