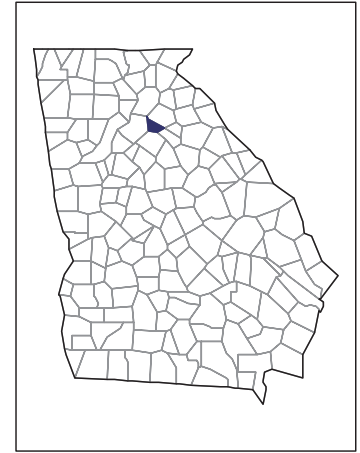


# 2007 CENSUS OF AGRICULTURE



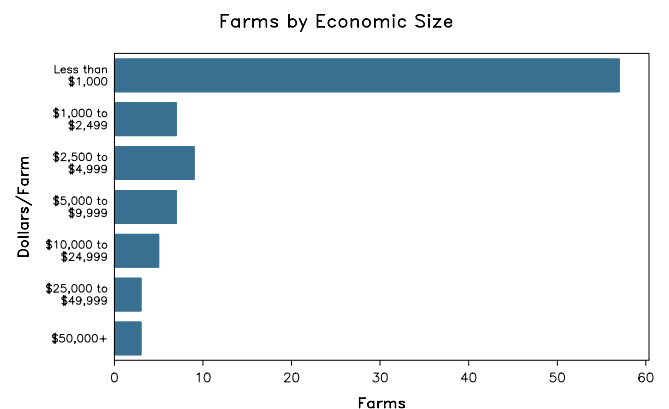
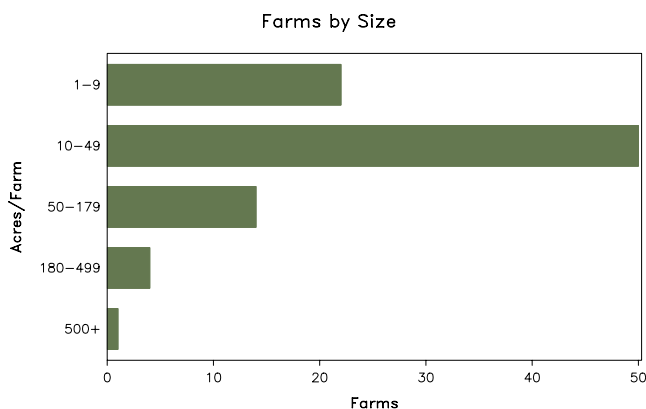
## Barrow County – Georgia

### Farms with Women Principal Operators Compared with All Farms

	Women Principal Operators	All Farms
<b>Number of Farms</b>	91	466
<b>Land in Farms</b>	4,191 acres	33,862 acres
<b>Average Size of Farm</b>	46 acres	73 acres
<b>Market Value of Products Sold</b>	\$1,800,000	\$41,590,000
Crop Sales	\$49,000	\$831,000
Livestock Sales	\$1,751,000	\$40,759,000
Average Per Farm	\$19,780	\$89,249
<b>Government Payments</b>	\$4,000	\$39,000
Average Per Farm Receiving Payments	\$1,382	\$1,376

See footnotes on reverse page.

### Farms with Women Principal Operators



# 2007 CENSUS OF AGRICULTURE

## Barrow County – Georgia Farms with Women Principal Operators

### Selected Highlights

Item	Farms	Quantity
<b>MARKET VALUE OF AGRICULTURAL PRODUCTS SOLD (\$1,000)</b>		
Total value of agricultural products sold	91	1,800
Value of crops including nursery and greenhouse	11	49
Value of livestock, poultry, and their products	39	1,751
<b>VALUE OF SALES BY COMMODITY GROUP (\$1,000)</b>		
Grains, oilseeds, dry beans, and dry peas	-	-
Tobacco	-	-
Cotton and cottonseed	-	-
Vegetables, melons, potatoes and sweet potatoes	-	-
Fruits, tree nuts, and berries	6	(D)
Nursery, greenhouse, floriculture, and sod	1	(D)
Cut Christmas trees and short rotation woody crops	-	-
Other crops and hay	4	23
Poultry and eggs	6	(D)
Cattle and calves	15	(D)
Milk and other dairy products from cows	2	(D)
Hogs and pigs	3	(D)
Sheep, goats, and their products	12	17
Horses, ponies, mules, burros, and donkeys	7	25
Aquaculture	-	-
Other animals and other animal products	3	(D)
<b>TOP CROP ITEMS (acres)</b>		
Forage - land used for all hay and haylage, grass silage, and greenchop	12	512
Short-rotation woody crops	3	(D)
Peaches, all	3	(D)
Pecans, all	3	(D)
Land in berries	2	(D)
<b>TOP LIVESTOCK INVENTORY ITEMS (number)</b>		
Broilers and other meat-type chickens	3	(D)
Layers	5	(D)
Cattle and calves	30	816
Goats, all	15	267
Horses and ponies	41	216

### Operator Characteristics

Item	Quantity
Primary occupation:	
Farming	30
Other	61
Days worked off farm:	
None	36
Any	55
Years on present farm:	
2 years or less	2
3 to 4 years	11
5 to 9 years	30
10 years or more	48
Age group:	
Under 45 years	13
45 to 64 years	50
65 years and over	28
Average age of principal operator (years)	57.6

### Economic Characteristics

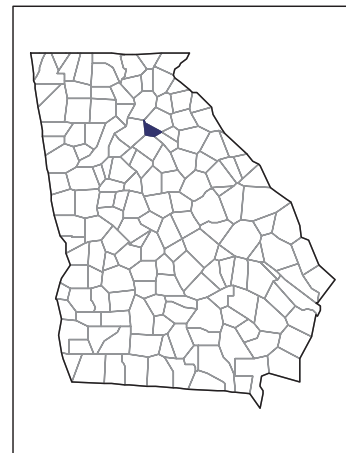
Item	Quantity
Farms by value of sales:	
Less than \$1,000	58
\$1,000 to \$2,499	6
\$2,500 to \$4,999	9
\$5,000 to \$9,999	7
\$10,000 to \$49,999	8
\$50,000 to \$99,999	1
\$100,000 to \$249,999	-
\$250,000 to \$499,999	-
\$500,000 or more	2
Total farm production expenses (\$1,000)	2,102
Average per farm (\$)	23,099
Net cash farm income of operation (\$1,000)	-92
Average per farm (\$)	-1,007
Value of agricultural products sold directly to individuals for human consumption (\$1,000)	3
Total organic product sales (\$1,000)	-
Total income from farm-related sources, gross before taxes and expenses (\$1,000)	206

See "Census of Agriculture, Volume 1, Geographic Area Series" for complete footnotes, explanations, definitions, and methodology.  
(D) Cannot be disclosed. (Z) Less than half of the unit shown.

# 2007 CENSUS *OF* AGRICULTURE

## Barrow County – Georgia

### Farms with Spanish, Hispanic, or Latino Operators Compared with All Farms



Data are not available at this geographic level for farms with Spanish, Hispanic, or Latino operators.



United States Department of Agriculture  
National Agricultural Statistics Service

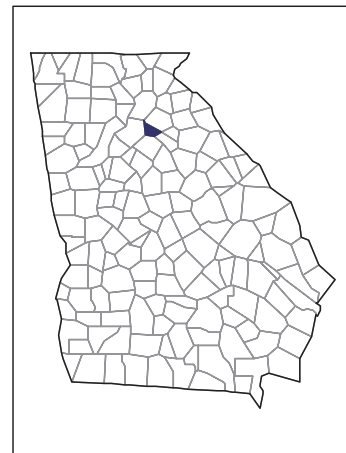
[www.agcensus.usda.gov](http://www.agcensus.usda.gov)



# 2007 CENSUS *OF* AGRICULTURE

## Barrow County – Georgia

### Farms with American Indian or Alaska Native Operators Compared with All Farms



Data are not available at this geographic level for farms with American Indian or Alaska Native operators.



United States Department of Agriculture  
National Agricultural Statistics Service

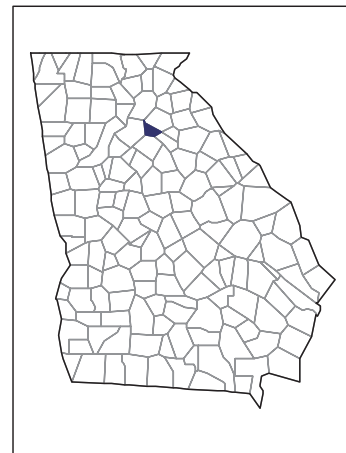
[www.agcensus.usda.gov](http://www.agcensus.usda.gov)



# 2007 CENSUS *OF* AGRICULTURE

**Barrow County – Georgia**

**Farms with Asian Operators  
Compared with All Farms**



**Data are not available at this geographic level for farms with Asian operators.**



United States Department of Agriculture  
National Agricultural Statistics Service

[www.agcensus.usda.gov](http://www.agcensus.usda.gov)

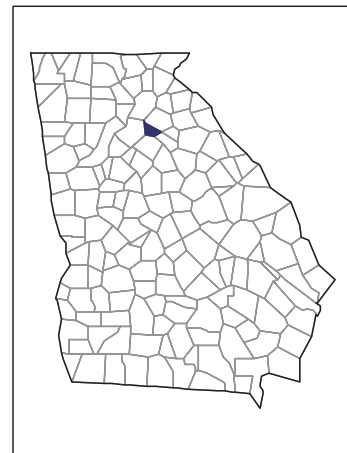




# 2007 CENSUS *OF* AGRICULTURE

## Barrow County – Georgia

### Farms with Black or African American Operators Compared with All Farms



Data are not available at this geographic level for farms with Black or African American operators.



United States Department of Agriculture  
National Agricultural Statistics Service

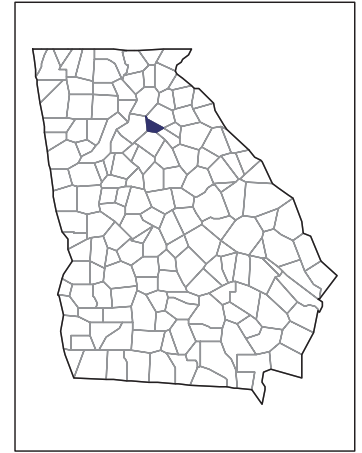
[www.agcensus.usda.gov](http://www.agcensus.usda.gov)



# 2007 CENSUS *OF* AGRICULTURE

## Barrow County – Georgia

### Farms with Native Hawaiian or Other Pacific Islander Operators Compared with All Farms



Data are not available at this geographic level for farms with Native Hawaiian or Other Pacific Islander operators.



United States Department of Agriculture  
National Agricultural Statistics Service

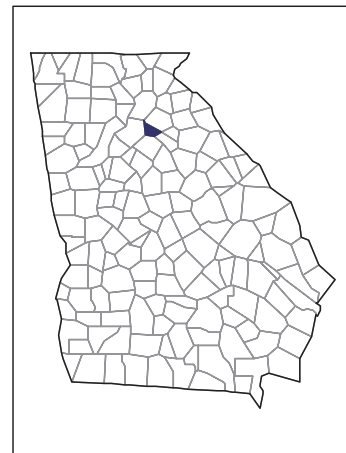
[www.agcensus.usda.gov](http://www.agcensus.usda.gov)



# 2007 CENSUS *OF* AGRICULTURE

**Barrow County – Georgia**

**Farms with White Operators  
Compared with All Farms**



**Data are not available at this geographic level for farms with White operators.**



United States Department of Agriculture  
National Agricultural Statistics Service

[www.agcensus.usda.gov](http://www.agcensus.usda.gov)

