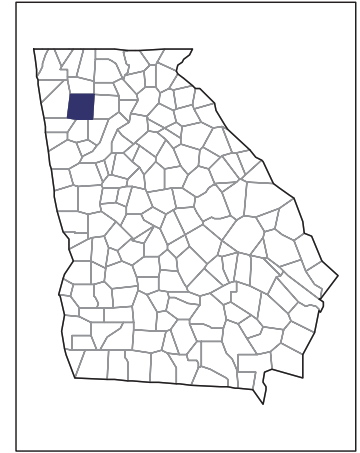


2007 CENSUS OF AGRICULTURE



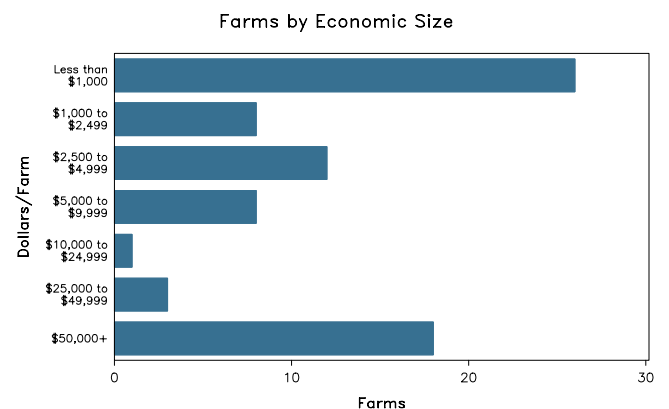
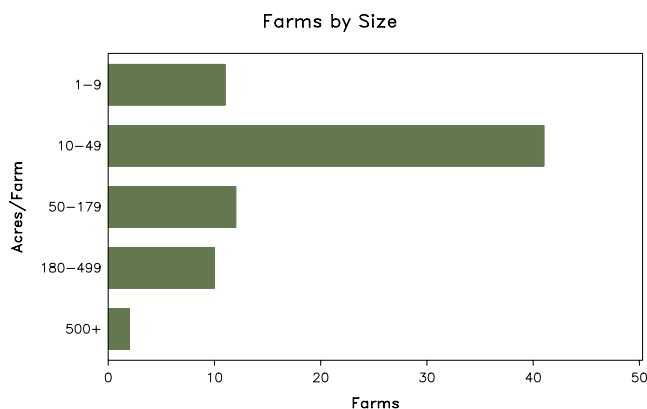
Bartow County – Georgia

Farms with Women Principal Operators Compared with All Farms

	Women Principal Operators	All Farms
Number of Farms	76	501
Land in Farms	6,653 acres	65,106 acres
Average Size of Farm	88 acres	130 acres
Market Value of Products Sold	\$22,789,000	\$93,956,000
Crop Sales	\$142,000	\$13,048,000
Livestock Sales	\$22,647,000	\$80,908,000
Average Per Farm	\$299,855	\$187,537
Government Payments	\$48,000	\$565,000
Average Per Farm Receiving Payments	\$3,659	\$6,970

See footnotes on reverse page.

Farms with Women Principal Operators



2007 CENSUS OF AGRICULTURE

Bartow County – Georgia Farms with Women Principal Operators

Selected Highlights

Item	Farms	Quantity
MARKET VALUE OF AGRICULTURAL PRODUCTS SOLD (\$1,000)		
Total value of agricultural products sold	76	22,789
Value of crops including nursery and greenhouse	14	142
Value of livestock, poultry, and their products	44	22,647
VALUE OF SALES BY COMMODITY GROUP (\$1,000)		
Grains, oilseeds, dry beans, and dry peas	1	(D)
Tobacco	-	-
Cotton and cottonseed	-	-
Vegetables, melons, potatoes and sweet potatoes	2	(D)
Fruits, tree nuts, and berries	3	7
Nursery, greenhouse, floriculture, and sod	7	79
Cut Christmas trees and short rotation woody crops	-	-
Other crops and hay	6	49
Poultry and eggs	23	21,945
Cattle and calves	19	330
Milk and other dairy products from cows	-	-
Hogs and pigs	-	-
Sheep, goats, and their products	9	11
Horses, ponies, mules, burros, and donkeys	4	360
Aquaculture	-	-
Other animals and other animal products	4	1
TOP CROP ITEMS (acres)		
Forage - land used for all hay and haylage, grass silage, and greenchop	17	505
Corn for grain	1	(D)
Nursery stock	3	3
Grapes	3	1
Floriculture crops, total	1	(D)
TOP LIVESTOCK INVENTORY ITEMS (number)		
Broilers and other meat-type chickens	11	1,423,400
Layers	11	(D)
Cattle and calves	27	1,027
Horses and ponies	27	197
Goats, all	9	185

Operator Characteristics

Item	Quantity
Primary occupation:	
Farming	29
Other	47
Days worked off farm:	
None	22
Any	54
Years on present farm:	
2 years or less	5
3 to 4 years	13
5 to 9 years	25
10 years or more	33
Age group:	
Under 45 years	12
45 to 64 years	43
65 years and over	21
Average age of principal operator (years)	56.2

Economic Characteristics

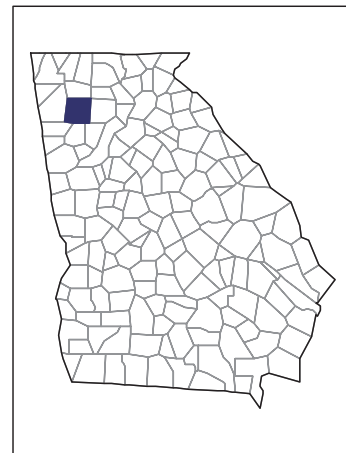
Item	Quantity
Farms by value of sales:	
Less than \$1,000	28
\$1,000 to \$2,499	7
\$2,500 to \$4,999	13
\$5,000 to \$9,999	6
\$10,000 to \$49,999	4
\$50,000 to \$99,999	1
\$100,000 to \$249,999	6
\$250,000 to \$499,999	1
\$500,000 or more	10
Total farm production expenses (\$1,000)	18,625
Average per farm (\$)	245,061
Net cash farm income of operation (\$1,000)	4,423
Average per farm (\$)	58,193
Value of agricultural products sold directly to individuals for human consumption (\$1,000)	1
Total organic product sales (\$1,000)	(D)
Total income from farm-related sources, gross before taxes and expenses (\$1,000)	211

See "Census of Agriculture, Volume 1, Geographic Area Series" for complete footnotes, explanations, definitions, and methodology.
(D) Cannot be disclosed. (Z) Less than half of the unit shown.

2007 CENSUS *OF* AGRICULTURE

Bartow County – Georgia

Farms with Spanish, Hispanic, or Latino Operators Compared with All Farms



Data are not available at this geographic level for farms with Spanish, Hispanic, or Latino operators.



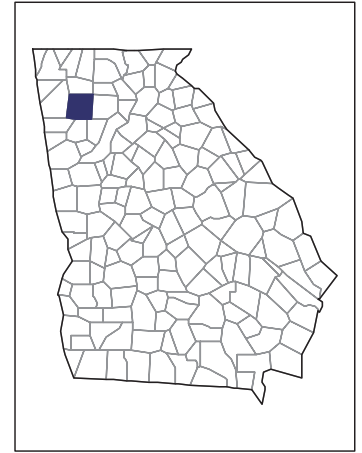
United States Department of Agriculture
National Agricultural Statistics Service

www.agcensus.usda.gov

2007 CENSUS OF AGRICULTURE

Bartow County – Georgia

Farms with American Indian or Alaska Native Operators Compared with All Farms



Data are not available at this geographic level for farms with American Indian or Alaska Native operators.



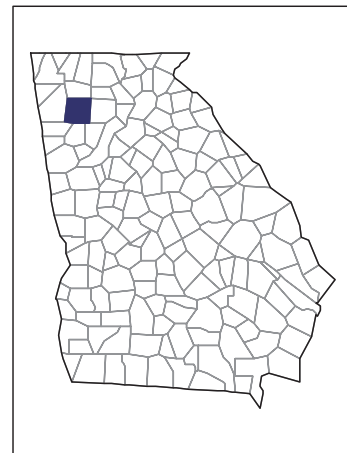
United States Department of Agriculture
National Agricultural Statistics Service

www.agcensus.usda.gov

2007 CENSUS *OF* **AGRICULTURE**

Bartow County – Georgia

**Farms with Asian Operators
Compared with All Farms**



Data are not available at this geographic level for farms with Asian operators.



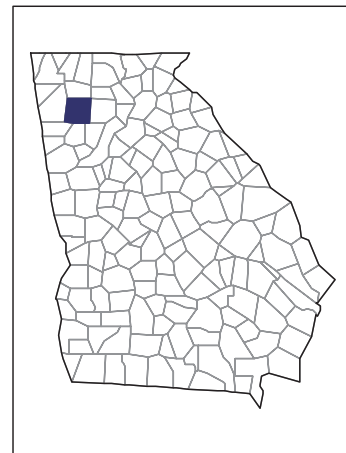
United States Department of Agriculture
National Agricultural Statistics Service

www.agcensus.usda.gov

2007 CENSUS *OF* AGRICULTURE

Bartow County – Georgia

**Farms with Black or African American
Operators Compared with All Farms**



Data are not available at this geographic level for farms with Black or African American operators.



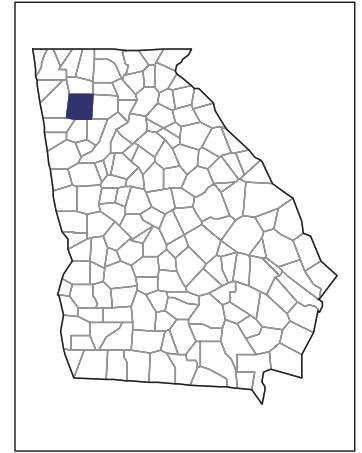
United States Department of Agriculture
National Agricultural Statistics Service

www.agcensus.usda.gov

2007 CENSUS *OF* **AGRICULTURE**

Bartow County – Georgia

Farms with Native Hawaiian or Other Pacific Islander Operators Compared with All Farms



Data are not available at this geographic level for farms with Native Hawaiian or Other Pacific Islander operators.



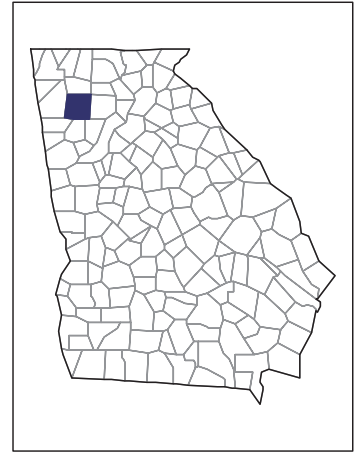
United States Department of Agriculture
National Agricultural Statistics Service

www.agcensus.usda.gov

2007 CENSUS *OF* **AGRICULTURE**

Bartow County – Georgia

**Farms with White Operators
Compared with All Farms**



Data are not available at this geographic level for farms with White operators.



United States Department of Agriculture
National Agricultural Statistics Service

www.agcensus.usda.gov

