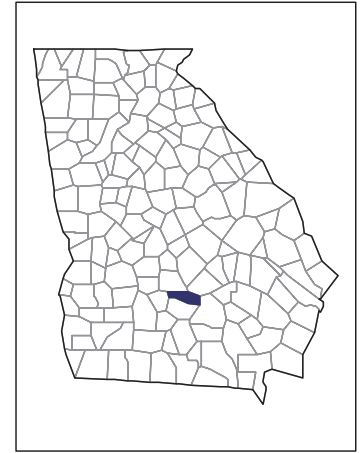


2007 CENSUS OF AGRICULTURE



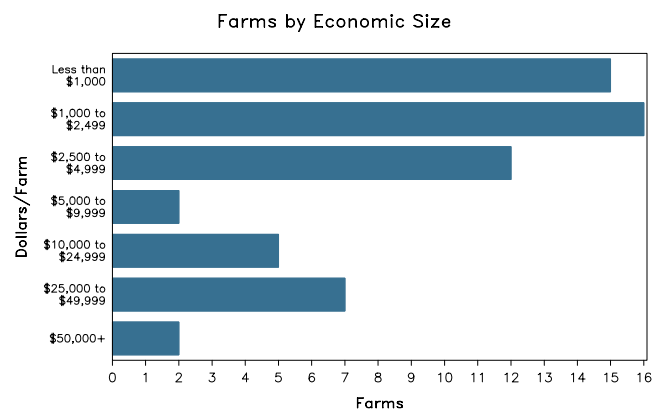
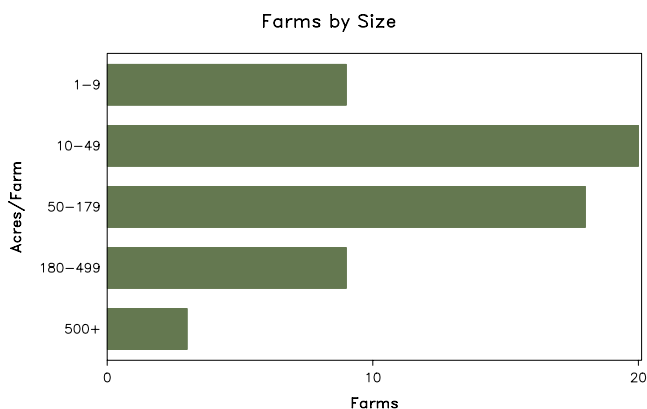
Ben Hill County – Georgia

Farms with Women Principal Operators Compared with All Farms

	Women Principal Operators	All Farms
Number of Farms	59	227
Land in Farms	10,699 acres	74,739 acres
Average Size of Farm	181 acres	329 acres
Market Value of Products Sold	\$642,000	\$20,096,000
Crop Sales	\$351,000	\$15,193,000
Livestock Sales	\$291,000	\$4,903,000
Average Per Farm	\$10,876	\$88,530
Government Payments	\$162,000	\$2,191,000
Average Per Farm Receiving Payments	\$5,078	\$15,538

See footnotes on reverse page.

Farms with Women Principal Operators



2007 CENSUS OF AGRICULTURE

Ben Hill County – Georgia Farms with Women Principal Operators

Selected Highlights

Item	Farms	Quantity
MARKET VALUE OF AGRICULTURAL PRODUCTS SOLD (\$1,000)		
Total value of agricultural products sold	59	642
Value of crops including nursery and greenhouse	12	351
Value of livestock, poultry, and their products	23	291
VALUE OF SALES BY COMMODITY GROUP (\$1,000)		
Grains, oilseeds, dry beans, and dry peas	3	(D)
Tobacco	-	-
Cotton and cottonseed	1	(D)
Vegetables, melons, potatoes and sweet potatoes	2	(D)
Fruits, tree nuts, and berries	9	118
Nursery, greenhouse, floriculture, and sod	-	-
Cut Christmas trees and short rotation woody crops	-	-
Other crops and hay	2	(D)
Poultry and eggs	5	6
Cattle and calves	13	59
Milk and other dairy products from cows	-	-
Hogs and pigs	-	-
Sheep, goats, and their products	4	(D)
Horses, ponies, mules, burros, and donkeys	6	(D)
Aquaculture	-	-
Other animals and other animal products	-	-
TOP CROP ITEMS (acres)		
Corn for grain	3	230
Forage - land used for all hay and haylage, grass silage, and greenchop	8	196
Peanuts for nuts	2	(D)
Pecans, all	8	88
Cotton, all ¹	1	(D)
TOP LIVESTOCK INVENTORY ITEMS (number)		
Goats, all	7	1,488
Cattle and calves	16	334
Layers	5	209
Horses and ponies	7	94
Ducks	3	(D)

Operator Characteristics

Item	Quantity
Primary occupation:	
Farming	8
Other	51
Days worked off farm:	
None	17
Any	42
Years on present farm:	
2 years or less	2
3 to 4 years	-
5 to 9 years	28
10 years or more	29
Age group:	
Under 45 years	6
45 to 64 years	28
65 years and over	25
Average age of principal operator (years)	61.6

Economic Characteristics

Item	Quantity
Farms by value of sales:	
Less than \$1,000	33
\$1,000 to \$2,499	9
\$2,500 to \$4,999	4
\$5,000 to \$9,999	1
\$10,000 to \$49,999	11
\$50,000 to \$99,999	-
\$100,000 to \$249,999	-
\$250,000 to \$499,999	1
\$500,000 or more	-
Total farm production expenses (\$1,000)	1,116
Average per farm (\$)	18,908
Net cash farm income of operation (\$1,000)	-74
Average per farm (\$)	-1,246
Value of agricultural products sold directly to individuals for human consumption (\$1,000)	13
Total organic product sales (\$1,000)	-
Total income from farm-related sources, gross before taxes and expenses (\$1,000)	238

See "Census of Agriculture, Volume 1, Geographic Area Series" for complete footnotes, explanations, definitions, and methodology.

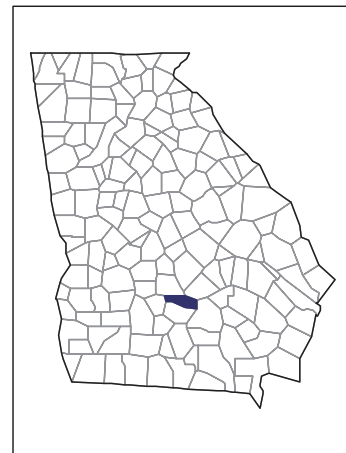
(D) Cannot be disclosed. (Z) Less than half of the unit shown.

¹ Items with a rank that cannot be disclosed are separated by a blank line, position in table does not indicate rank.

2007 CENSUS *OF* **AGRICULTURE**

Ben Hill County – Georgia

Farms with Spanish, Hispanic, or Latino Operators Compared with All Farms



Data are not available at this geographic level for farms with Spanish, Hispanic, or Latino operators.



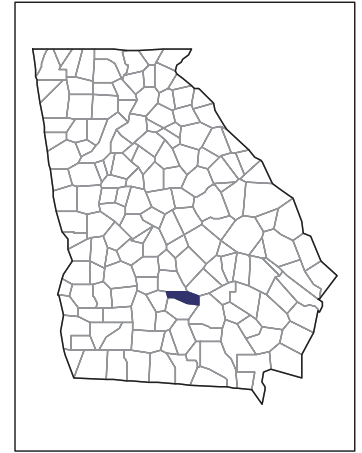
United States Department of Agriculture
National Agricultural Statistics Service

www.agcensus.usda.gov

2007 CENSUS OF AGRICULTURE

Ben Hill County – Georgia

Farms with American Indian or Alaska Native Operators Compared with All Farms



Data are not available at this geographic level for farms with American Indian or Alaska Native operators.



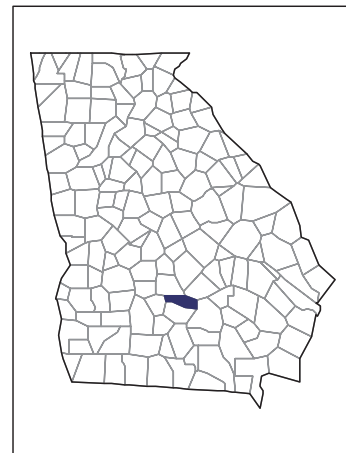
United States Department of Agriculture
National Agricultural Statistics Service

www.agcensus.usda.gov

2007 CENSUS *OF* AGRICULTURE

Ben Hill County – Georgia

**Farms with Asian Operators
Compared with All Farms**



Data are not available at this geographic level for farms with Asian operators.



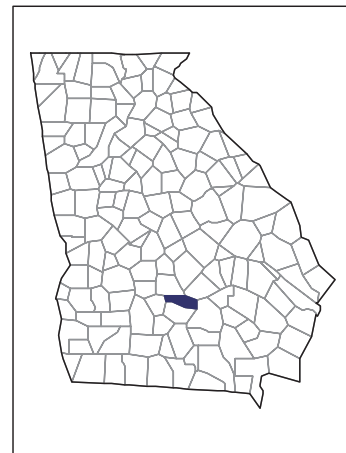
United States Department of Agriculture
National Agricultural Statistics Service

www.agcensus.usda.gov

2007 CENSUS OF AGRICULTURE

Ben Hill County – Georgia

Farms with Black or African American Operators Compared with All Farms



Data are not available at this geographic level for farms with Black or African American operators.



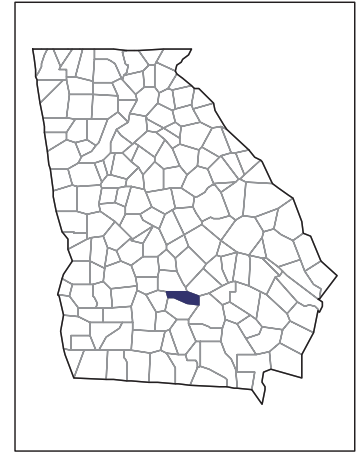
United States Department of Agriculture
National Agricultural Statistics Service

www.agcensus.usda.gov

2007 CENSUS *OF* AGRICULTURE

Ben Hill County – Georgia

Farms with Native Hawaiian or Other Pacific Islander Operators Compared with All Farms



Data are not available at this geographic level for farms with Native Hawaiian or Other Pacific Islander operators.



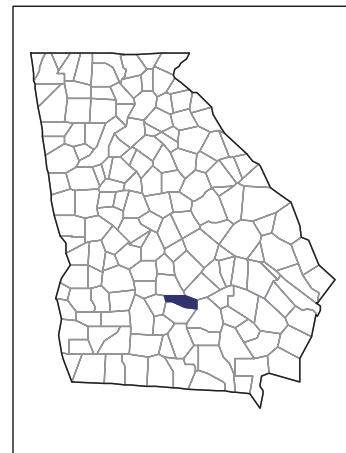
United States Department of Agriculture
National Agricultural Statistics Service

www.agcensus.usda.gov

2007 CENSUS *OF* AGRICULTURE

Ben Hill County – Georgia

**Farms with White Operators
Compared with All Farms**



Data are not available at this geographic level for farms with White operators.



United States Department of Agriculture
National Agricultural Statistics Service

www.agcensus.usda.gov

