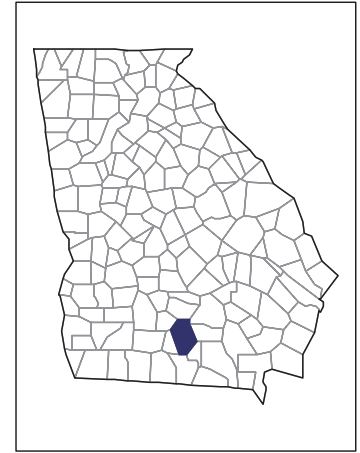


2007 CENSUS OF AGRICULTURE



Berrien County – Georgia

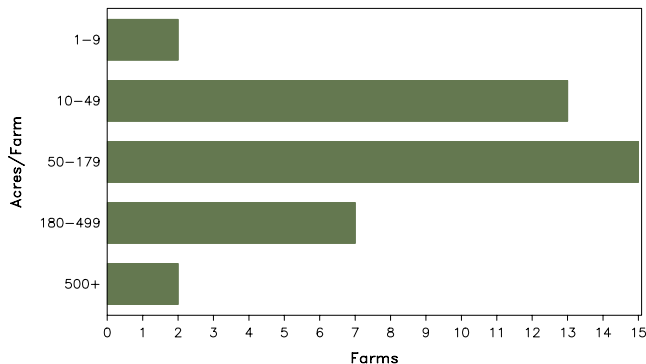
Farms with Women Principal Operators Compared with All Farms

	Women Principal Operators	All Farms
Number of Farms	39	417
Land in Farms	6,055 acres	118,798 acres
Average Size of Farm	155 acres	285 acres
Market Value of Products Sold	\$1,743,000	\$61,092,000
Crop Sales	\$1,453,000	\$41,311,000
Livestock Sales	\$290,000	\$19,780,000
Average Per Farm	\$44,683	\$146,503
Government Payments	\$139,000	\$3,623,000
Average Per Farm Receiving Payments	\$15,478	\$19,167

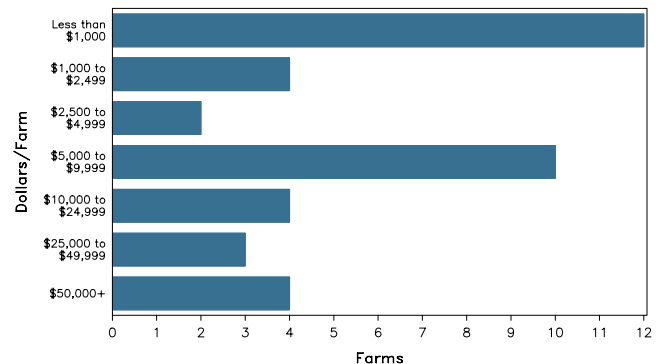
See footnotes on reverse page.

Farms with Women Principal Operators

Farms by Size



Farms by Economic Size



2007 CENSUS OF AGRICULTURE

Berrien County – Georgia Farms with Women Principal Operators

Selected Highlights

Item	Farms	Quantity
MARKET VALUE OF AGRICULTURAL PRODUCTS SOLD (\$1,000)		
Total value of agricultural products sold	39	1,743
Value of crops including nursery and greenhouse	16	1,453
Value of livestock, poultry, and their products	15	290
VALUE OF SALES BY COMMODITY GROUP (\$1,000)		
Grains, oilseeds, dry beans, and dry peas	2	(D)
Tobacco	-	-
Cotton and cottonseed	4	(D)
Vegetables, melons, potatoes and sweet potatoes	-	-
Fruits, tree nuts, and berries	8	654
Nursery, greenhouse, floriculture, and sod	-	-
Cut Christmas trees and short rotation woody crops	-	-
Other crops and hay	5	(D)
Poultry and eggs	-	-
Cattle and calves	15	(D)
Milk and other dairy products from cows	-	-
Hogs and pigs	-	-
Sheep, goats, and their products	-	-
Horses, ponies, mules, burros, and donkeys	1	(D)
Aquaculture	-	-
Other animals and other animal products	-	-
TOP CROP ITEMS (acres)		
Cotton, all	4	(D)
Peanuts for nuts	3	(D)
Forage - land used for all hay and haylage, grass silage, and greenchop	9	524
Pecans, all	10	273
Corn for grain	2	(D)
TOP LIVESTOCK INVENTORY ITEMS (number)		
Cattle and calves	15	1,221
Horses and ponies	6	33
Goats, all	4	20
Layers	2	(D)

Operator Characteristics

Item	Quantity
Primary occupation:	
Farming	19
Other	20
Days worked off farm:	
None	20
Any	19
Years on present farm:	
2 years or less	-
3 to 4 years	2
5 to 9 years	17
10 years or more	20
Age group:	
Under 45 years	2
45 to 64 years	20
65 years and over	17
Average age of principal operator (years)	61.7

Economic Characteristics

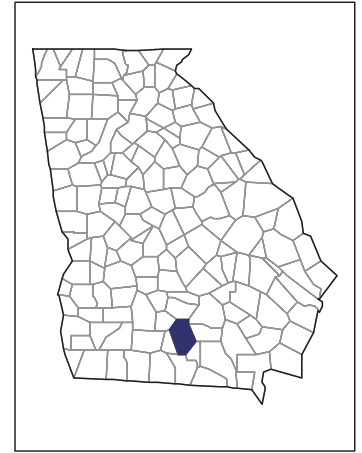
Item	Quantity
Farms by value of sales:	
Less than \$1,000	14
\$1,000 to \$2,499	2
\$2,500 to \$4,999	2
\$5,000 to \$9,999	11
\$10,000 to \$49,999	6
\$50,000 to \$99,999	2
\$100,000 to \$249,999	-
\$250,000 to \$499,999	-
\$500,000 or more	2
Total farm production expenses (\$1,000)	1,589
Average per farm (\$)	40,756
Net cash farm income of operation (\$1,000)	412
Average per farm (\$)	10,557
Value of agricultural products sold directly to individuals for human consumption (\$1,000)	100
Total organic product sales (\$1,000)	-
Total income from farm-related sources, gross before taxes and expenses (\$1,000)	119

See "Census of Agriculture, Volume 1, Geographic Area Series" for complete footnotes, explanations, definitions, and methodology.
(D) Cannot be disclosed. (Z) Less than half of the unit shown.

2007 CENSUS *OF* AGRICULTURE

Berrien County – Georgia

Farms with Spanish, Hispanic, or Latino Operators Compared with All Farms



Data are not available at this geographic level for farms with Spanish, Hispanic, or Latino operators.



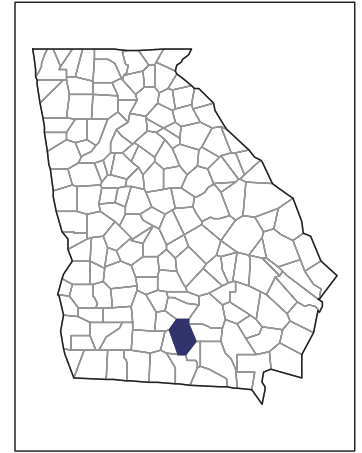
United States Department of Agriculture
National Agricultural Statistics Service

www.agcensus.usda.gov

2007 CENSUS *OF* AGRICULTURE

Berrien County – Georgia

Farms with American Indian or Alaska Native Operators Compared with All Farms



Data are not available at this geographic level for farms with American Indian or Alaska Native operators.



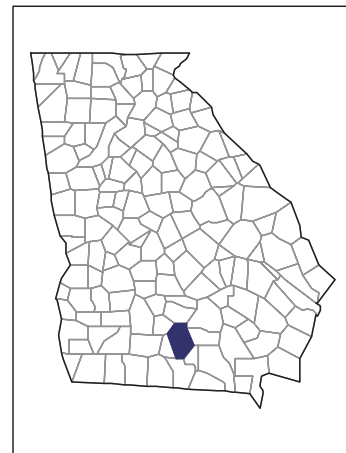
United States Department of Agriculture
National Agricultural Statistics Service

www.agcensus.usda.gov

2007 CENSUS *OF* AGRICULTURE

Berrien County – Georgia

**Farms with Asian Operators
Compared with All Farms**



Data are not available at this geographic level for farms with Asian operators.



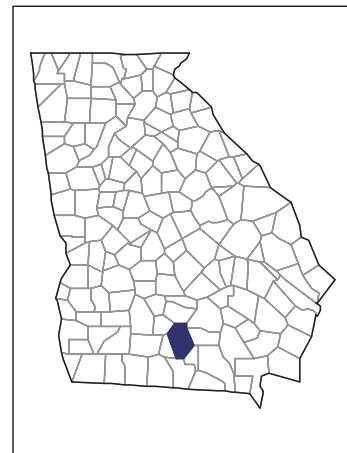
United States Department of Agriculture
National Agricultural Statistics Service

www.agcensus.usda.gov

2007 CENSUS *OF* **AGRICULTURE**

Berrien County – Georgia

Farms with Black or African American Operators Compared with All Farms



Data are not available at this geographic level for farms with Black or African American operators.



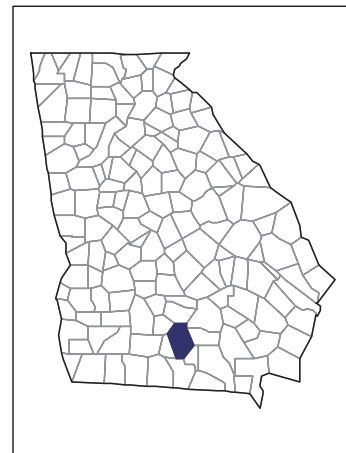
United States Department of Agriculture
National Agricultural Statistics Service

www.agcensus.usda.gov

2007 CENSUS *OF* AGRICULTURE

Berrien County – Georgia

Farms with Native Hawaiian or Other Pacific Islander Operators Compared with All Farms



Data are not available at this geographic level for farms with Native Hawaiian or Other Pacific Islander operators.



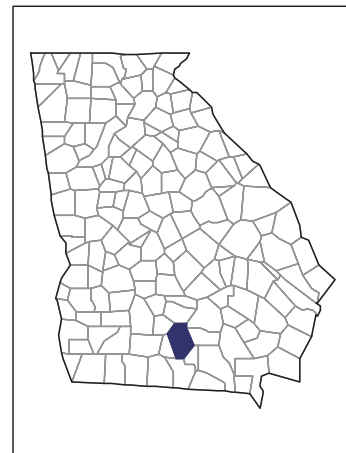
United States Department of Agriculture
National Agricultural Statistics Service

www.agcensus.usda.gov

2007 CENSUS *OF* AGRICULTURE

Berrien County – Georgia

**Farms with White Operators
Compared with All Farms**



Data are not available at this geographic level for farms with White operators.



United States Department of Agriculture
National Agricultural Statistics Service

www.agcensus.usda.gov

