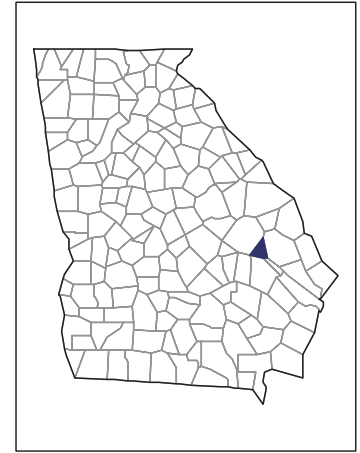


2007 CENSUS OF AGRICULTURE



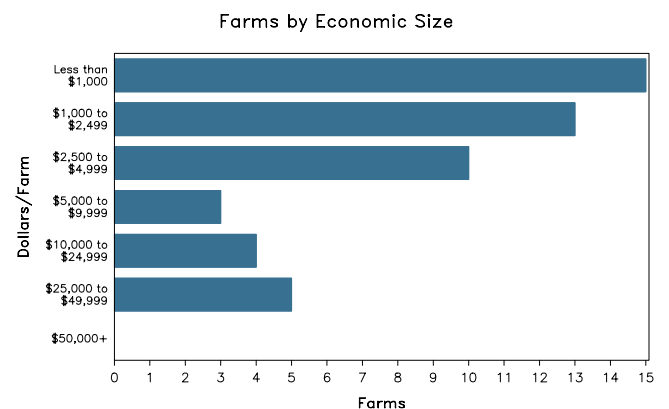
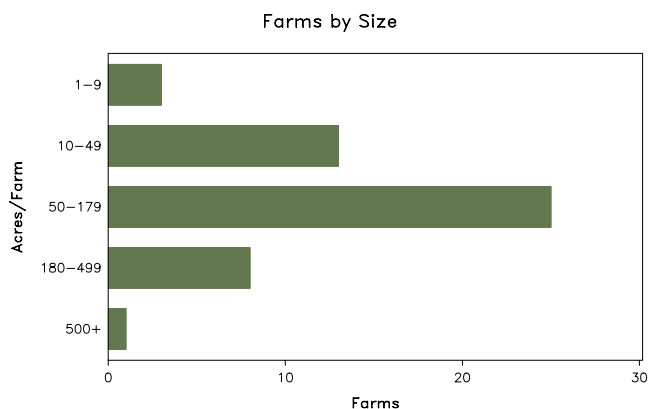
Candler County – Georgia

Farms with Women Principal Operators Compared with All Farms

	Women Principal Operators	All Farms
Number of Farms	50	283
Land in Farms	6,452 acres	73,934 acres
Average Size of Farm	129 acres	261 acres
Market Value of Products Sold	\$263,000	\$24,442,000
Crop Sales	\$103,000	\$17,365,000
Livestock Sales	\$161,000	\$7,077,000
Average Per Farm	\$5,265	\$86,367
Government Payments	\$59,000	\$1,776,000
Average Per Farm Receiving Payments	\$2,550	\$13,357

See footnotes on reverse page.

Farms with Women Principal Operators



2007 CENSUS OF AGRICULTURE

Candler County – Georgia Farms with Women Principal Operators

Selected Highlights

Item	Farms	Quantity
MARKET VALUE OF AGRICULTURAL PRODUCTS SOLD (\$1,000)		
Total value of agricultural products sold	50	263
Value of crops including nursery and greenhouse	9	103
Value of livestock, poultry, and their products	14	161
VALUE OF SALES BY COMMODITY GROUP (\$1,000)		
Grains, oilseeds, dry beans, and dry peas	2	(D)
Tobacco	-	-
Cotton and cottonseed	2	(D)
Vegetables, melons, potatoes and sweet potatoes	1	(D)
Fruits, tree nuts, and berries	5	(D)
Nursery, greenhouse, floriculture, and sod	-	-
Cut Christmas trees and short rotation woody crops	-	-
Other crops and hay	4	(D)
Poultry and eggs	3	-
Cattle and calves	7	120
Milk and other dairy products from cows	1	(D)
Hogs and pigs	-	-
Sheep, goats, and their products	1	(D)
Horses, ponies, mules, burros, and donkeys	4	(D)
Aquaculture	-	-
Other animals and other animal products	-	-
TOP CROP ITEMS (acres)		
Forage - land used for all hay and haylage, grass silage, and greenchop	8	531
Cotton, all	2	(D)
Corn for grain	1	(D)
Rye for grain	1	(D)
Land in berries	3	(D)
TOP LIVESTOCK INVENTORY ITEMS (number)		
Cattle and calves	11	573
Horses and ponies	12	79
Goats, all	1	(D)
Mules, burros, and donkeys	3	4

Operator Characteristics

Item	Quantity
Primary occupation:	
Farming	14
Other	36
Days worked off farm:	
None	20
Any	30
Years on present farm:	
2 years or less	-
3 to 4 years	3
5 to 9 years	11
10 years or more	36
Age group:	
Under 45 years	7
45 to 64 years	22
65 years and over	21
Average age of principal operator (years)	61.4

Economic Characteristics

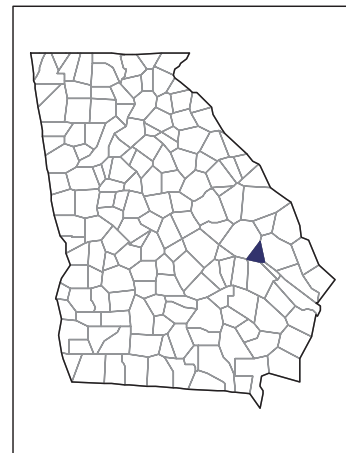
Item	Quantity
Farms by value of sales:	
Less than \$1,000	33
\$1,000 to \$2,499	2
\$2,500 to \$4,999	3
\$5,000 to \$9,999	4
\$10,000 to \$49,999	8
\$50,000 to \$99,999	-
\$100,000 to \$249,999	-
\$250,000 to \$499,999	-
\$500,000 or more	-
Total farm production expenses (\$1,000)	556
Average per farm (\$)	11,117
Net cash farm income of operation (\$1,000)	-39
Average per farm (\$)	-775
Value of agricultural products sold directly to individuals for human consumption (\$1,000)	(D)
Total organic product sales (\$1,000)	-
Total income from farm-related sources, gross before taxes and expenses (\$1,000)	195

See "Census of Agriculture, Volume 1, Geographic Area Series" for complete footnotes, explanations, definitions, and methodology.
(D) Cannot be disclosed. (Z) Less than half of the unit shown.

2007 CENSUS *OF* AGRICULTURE

Candler County – Georgia

Farms with Spanish, Hispanic, or Latino Operators Compared with All Farms



Data are not available at this geographic level for farms with Spanish, Hispanic, or Latino operators.



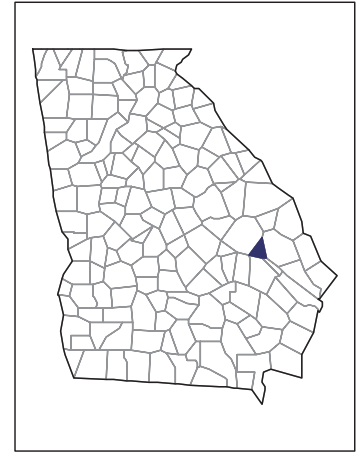
United States Department of Agriculture
National Agricultural Statistics Service

www.agcensus.usda.gov

2007 CENSUS *OF* AGRICULTURE

Candler County – Georgia

**Farms with American Indian or Alaska
Native Operators Compared with All
Farms**



Data are not available at this geographic level for farms with American Indian or Alaska Native operators.



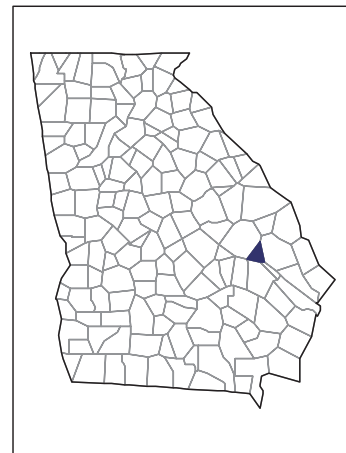
United States Department of Agriculture
National Agricultural Statistics Service

www.agcensus.usda.gov

2007 CENSUS *OF* **AGRICULTURE**

Candler County – Georgia

**Farms with Asian Operators
Compared with All Farms**



Data are not available at this geographic level for farms with Asian operators.



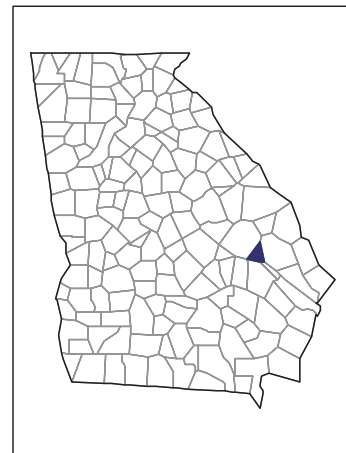
United States Department of Agriculture
National Agricultural Statistics Service

www.agcensus.usda.gov

2007 CENSUS *OF* AGRICULTURE

Candler County – Georgia

**Farms with Black or African American
Operators Compared with All Farms**



Data are not available at this geographic level for farms with Black or African American operators.



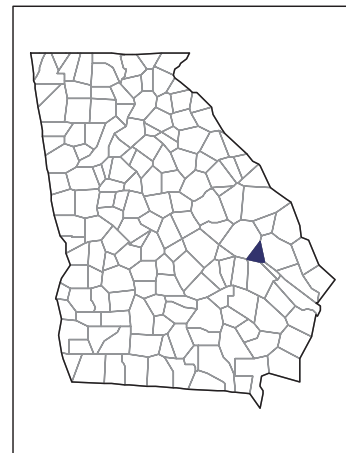
United States Department of Agriculture
National Agricultural Statistics Service

www.agcensus.usda.gov

2007 CENSUS OF AGRICULTURE

Candler County – Georgia

Farms with Native Hawaiian or Other Pacific Islander Operators Compared with All Farms



Data are not available at this geographic level for farms with Native Hawaiian or Other Pacific Islander operators.



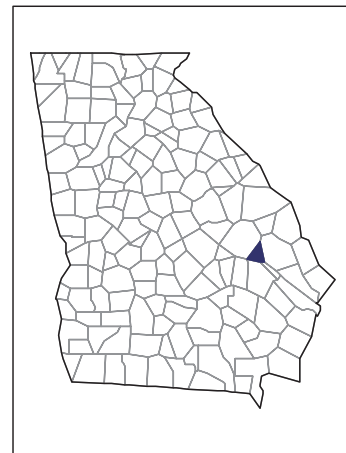
United States Department of Agriculture
National Agricultural Statistics Service

www.agcensus.usda.gov

2007 CENSUS *OF* AGRICULTURE

Candler County – Georgia

**Farms with White Operators
Compared with All Farms**



Data are not available at this geographic level for farms with White operators.



United States Department of Agriculture
National Agricultural Statistics Service

www.agcensus.usda.gov

