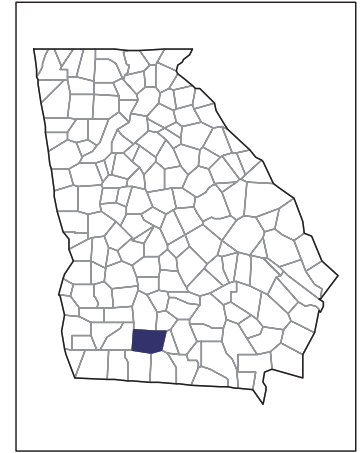


2007 CENSUS OF AGRICULTURE



Colquitt County – Georgia

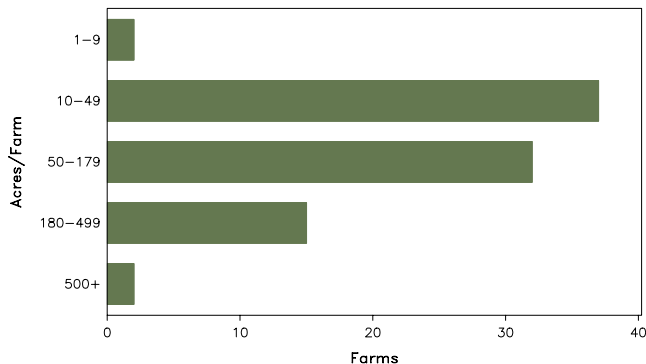
Farms with Women Principal Operators Compared with All Farms

	Women Principal Operators	All Farms
Number of Farms	88	644
Land in Farms	11,558 acres	196,601 acres
Average Size of Farm	131 acres	305 acres
Market Value of Products Sold	\$11,693,000	\$256,506,000
Crop Sales	\$1,726,000	\$142,391,000
Livestock Sales	\$9,967,000	\$114,115,000
Average Per Farm	\$132,878	\$398,301
Government Payments	\$252,000	\$8,831,000
Average Per Farm Receiving Payments	\$5,852	\$24,877

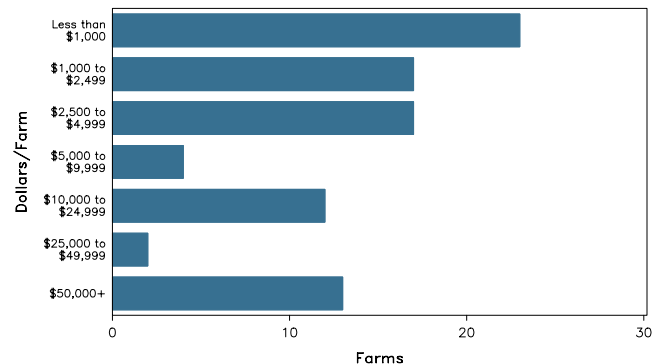
See footnotes on reverse page.

Farms with Women Principal Operators

Farms by Size



Farms by Economic Size



2007 CENSUS OF AGRICULTURE

Colquitt County – Georgia Farms with Women Principal Operators

Selected Highlights

Item	Farms	Quantity
MARKET VALUE OF AGRICULTURAL PRODUCTS SOLD (\$1,000)		
Total value of agricultural products sold	88	11,693
Value of crops including nursery and greenhouse	20	1,726
Value of livestock, poultry, and their products	30	9,967
VALUE OF SALES BY COMMODITY GROUP (\$1,000)		
Grains, oilseeds, dry beans, and dry peas	5	26
Tobacco	-	-
Cotton and cottonseed	2	(D)
Vegetables, melons, potatoes and sweet potatoes	2	(D)
Fruits, tree nuts, and berries	8	160
Nursery, greenhouse, floriculture, and sod	2	(D)
Cut Christmas trees and short rotation woody crops	-	-
Other crops and hay	3	51
Poultry and eggs	5	(D)
Cattle and calves	22	83
Milk and other dairy products from cows	-	-
Hogs and pigs	-	-
Sheep, goats, and their products	1	(D)
Horses, ponies, mules, burros, and donkeys	6	(D)
Aquaculture	-	-
Other animals and other animal products	-	-
TOP CROP ITEMS (acres)		
Sod harvested	1	(D)
Forage - land used for all hay and haylage, grass silage, and greenchop	11	167
Vegetables harvested for sale	2	(D)
Watermelons	2	(D)
Pecans, all	10	130
TOP LIVESTOCK INVENTORY ITEMS (number)		
Broilers and other meat-type chickens	4	804,000
Quail	1	(D)
Cattle and calves	30	755
Horses and ponies	25	148
Mules, burros, and donkeys	7	19

Operator Characteristics

Item	Quantity
Primary occupation:	
Farming	24
Other	64
Days worked off farm:	
None	49
Any	39
Years on present farm:	
2 years or less	6
3 to 4 years	6
5 to 9 years	35
10 years or more	41
Age group:	
Under 45 years	12
45 to 64 years	39
65 years and over	37
Average age of principal operator (years)	61.0

Economic Characteristics

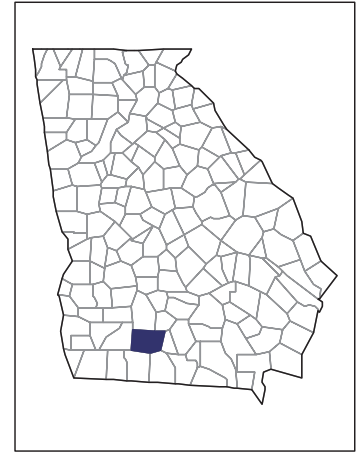
Item	Quantity
Farms by value of sales:	
Less than \$1,000	46
\$1,000 to \$2,499	9
\$2,500 to \$4,999	9
\$5,000 to \$9,999	6
\$10,000 to \$49,999	6
\$50,000 to \$99,999	3
\$100,000 to \$249,999	3
\$250,000 to \$499,999	1
\$500,000 or more	5
Total farm production expenses (\$1,000)	9,970
Average per farm (\$)	113,294
Net cash farm income of operation (\$1,000)	2,132
Average per farm (\$)	24,229
Value of agricultural products sold directly to individuals for human consumption (\$1,000)	23
Total organic product sales (\$1,000)	-
Total income from farm-related sources, gross before taxes and expenses (\$1,000)	157

See "Census of Agriculture, Volume 1, Geographic Area Series" for complete footnotes, explanations, definitions, and methodology.
(D) Cannot be disclosed. (Z) Less than half of the unit shown.

2007 CENSUS *OF* AGRICULTURE

Colquitt County – Georgia

Farms with Spanish, Hispanic, or Latino Operators Compared with All Farms



Data are not available at this geographic level for farms with Spanish, Hispanic, or Latino operators.



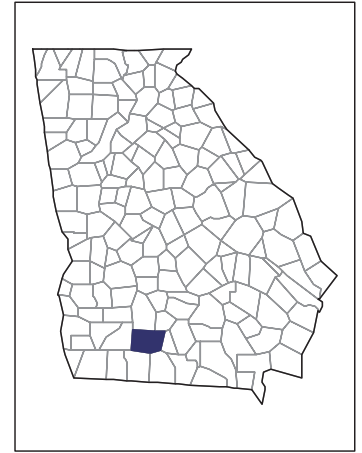
United States Department of Agriculture
National Agricultural Statistics Service

www.agcensus.usda.gov

2007 CENSUS OF AGRICULTURE

Colquitt County – Georgia

Farms with American Indian or Alaska Native Operators Compared with All Farms



Data are not available at this geographic level for farms with American Indian or Alaska Native operators.



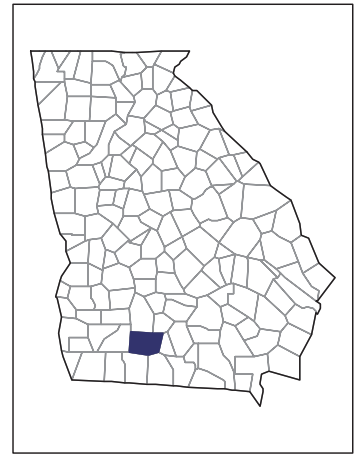
United States Department of Agriculture
National Agricultural Statistics Service

www.agcensus.usda.gov

2007 CENSUS *OF* **AGRICULTURE**

Colquitt County – Georgia

**Farms with Asian Operators
Compared with All Farms**



Data are not available at this geographic level for farms with Asian operators.



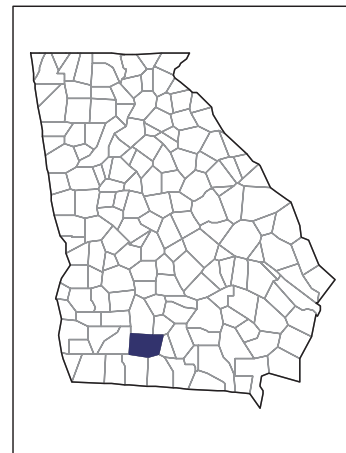
United States Department of Agriculture
National Agricultural Statistics Service

www.agcensus.usda.gov

2007 CENSUS OF AGRICULTURE

Colquitt County – Georgia

Farms with Black or African American Operators Compared with All Farms



Data are not available at this geographic level for farms with Black or African American operators.



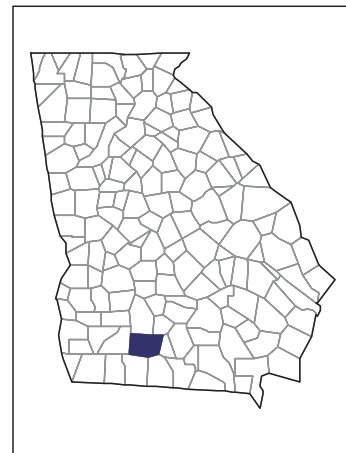
United States Department of Agriculture
National Agricultural Statistics Service

www.agcensus.usda.gov

2007 CENSUS OF AGRICULTURE

Colquitt County – Georgia

Farms with Native Hawaiian or Other Pacific Islander Operators Compared with All Farms



Data are not available at this geographic level for farms with Native Hawaiian or Other Pacific Islander operators.



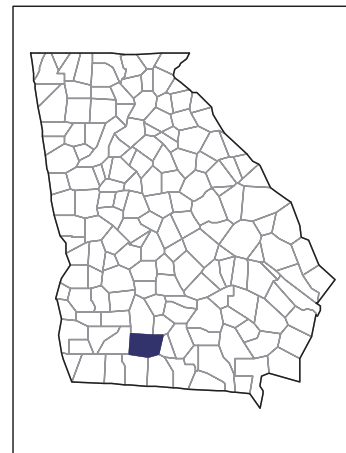
United States Department of Agriculture
National Agricultural Statistics Service

www.agcensus.usda.gov

2007 CENSUS *OF* AGRICULTURE

Colquitt County – Georgia

**Farms with White Operators
Compared with All Farms**



Data are not available at this geographic level for farms with White operators.



United States Department of Agriculture
National Agricultural Statistics Service

www.agcensus.usda.gov

