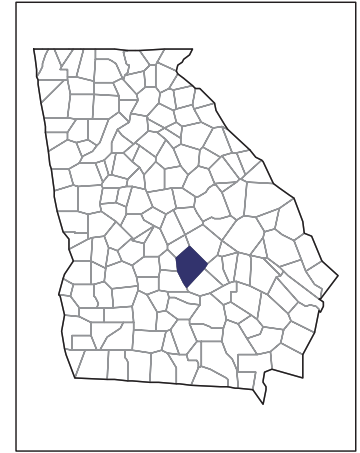


2007 CENSUS OF AGRICULTURE



Dodge County – Georgia

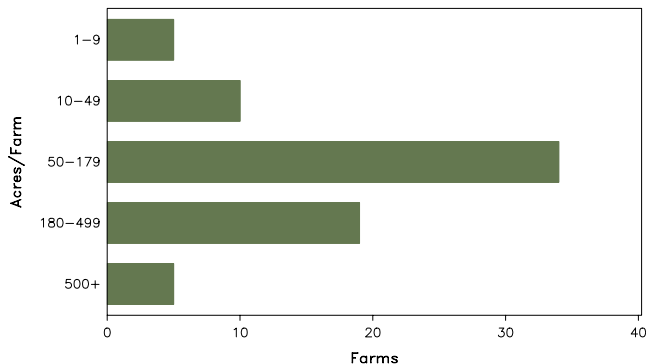
Farms with Women Principal Operators Compared with All Farms

	Women Principal Operators	All Farms
Number of Farms	73	427
Land in Farms	12,260 acres	127,418 acres
Average Size of Farm	168 acres	298 acres
Market Value of Products Sold	\$763,000	\$20,886,000
Crop Sales	(D)	\$18,166,000
Livestock Sales	(D)	\$2,720,000
Average Per Farm	\$10,452	\$48,914
Government Payments	\$125,000	\$3,355,000
Average Per Farm Receiving Payments	\$3,213	\$13,368

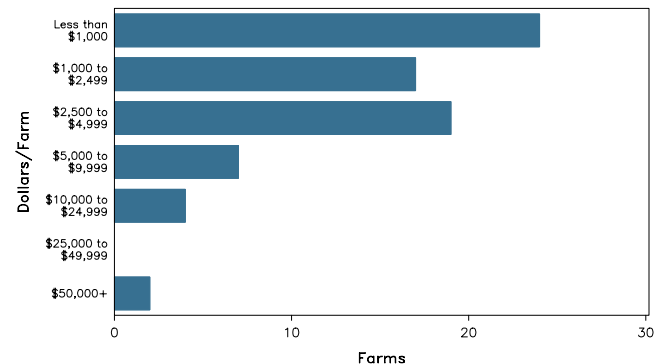
See footnotes on reverse page.

Farms with Women Principal Operators

Farms by Size



Farms by Economic Size



2007 CENSUS OF AGRICULTURE

Dodge County – Georgia Farms with Women Principal Operators

Selected Highlights

Item	Farms	Quantity
MARKET VALUE OF AGRICULTURAL PRODUCTS SOLD (\$1,000)		
Total value of agricultural products sold	73	763
Value of crops including nursery and greenhouse	10	(D)
Value of livestock, poultry, and their products	16	(D)
VALUE OF SALES BY COMMODITY GROUP (\$1,000)		
Grains, oilseeds, dry beans, and dry peas	6	(D)
Tobacco	-	-
Cotton and cottonseed	1	(D)
Vegetables, melons, potatoes and sweet potatoes	-	-
Fruits, tree nuts, and berries	2	(D)
Nursery, greenhouse, floriculture, and sod	-	-
Cut Christmas trees and short rotation woody crops	-	-
Other crops and hay	5	13
Poultry and eggs	5	(D)
Cattle and calves	10	(D)
Milk and other dairy products from cows	-	-
Hogs and pigs	1	(D)
Sheep, goats, and their products	2	(D)
Horses, ponies, mules, burros, and donkeys	-	-
Aquaculture	-	-
Other animals and other animal products	-	-
TOP CROP ITEMS (acres)		
Cotton, all	1	(D)
Wheat for grain, all	3	(D)
Forage - land used for all hay and haylage, grass silage, and greenchop	14	311
Soybeans for beans	3	120
Pecans, all	2	(D)
TOP LIVESTOCK INVENTORY ITEMS (number)		
Broilers and other meat-type chickens	3	(D)
Cattle and calves	20	460
Goats, all	7	120
Ducks	2	(D)
Horses and ponies	12	70

Operator Characteristics

Item	Quantity
Primary occupation:	
Farming	18
Other	55
Days worked off farm:	
None	31
Any	42
Years on present farm:	
2 years or less	5
3 to 4 years	8
5 to 9 years	24
10 years or more	36
Age group:	
Under 45 years	12
45 to 64 years	27
65 years and over	34
Average age of principal operator (years)	60.0

Economic Characteristics

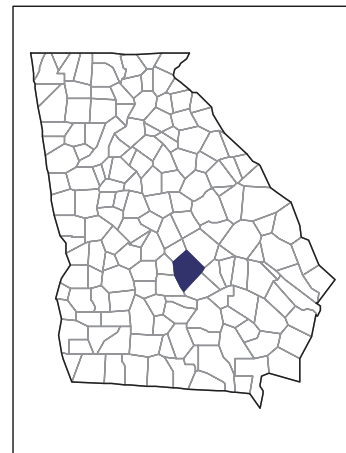
Item	Quantity
Farms by value of sales:	
Less than \$1,000	51
\$1,000 to \$2,499	6
\$2,500 to \$4,999	7
\$5,000 to \$9,999	4
\$10,000 to \$49,999	3
\$50,000 to \$99,999	-
\$100,000 to \$249,999	-
\$250,000 to \$499,999	2
\$500,000 or more	-
Total farm production expenses (\$1,000)	2,522
Average per farm (\$)	34,541
Net cash farm income of operation (\$1,000)	-1,429
Average per farm (\$)	-19,578
Value of agricultural products sold directly to individuals for human consumption (\$1,000)	(D)
Total organic product sales (\$1,000)	-
Total income from farm-related sources, gross before taxes and expenses (\$1,000)	204

See "Census of Agriculture, Volume 1, Geographic Area Series" for complete footnotes, explanations, definitions, and methodology.
(D) Cannot be disclosed. (Z) Less than half of the unit shown.

2007 CENSUS OF AGRICULTURE

Dodge County – Georgia

Farms with Spanish, Hispanic, or Latino Operators Compared with All Farms



Data are not available at this geographic level for farms with Spanish, Hispanic, or Latino operators.



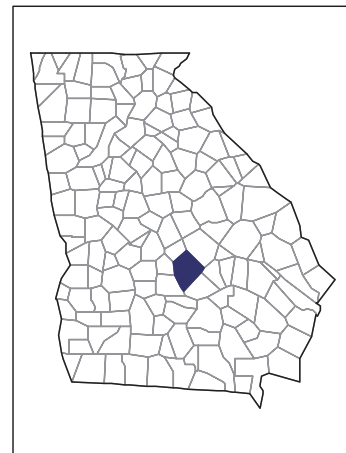
United States Department of Agriculture
National Agricultural Statistics Service

www.agcensus.usda.gov

2007 CENSUS OF AGRICULTURE

Dodge County – Georgia

Farms with American Indian or Alaska Native Operators Compared with All Farms



Data are not available at this geographic level for farms with American Indian or Alaska Native operators.



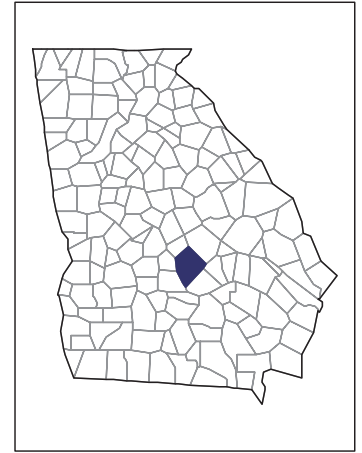
United States Department of Agriculture
National Agricultural Statistics Service

www.agcensus.usda.gov

2007 CENSUS *OF* **AGRICULTURE**

Dodge County – Georgia

**Farms with Asian Operators
Compared with All Farms**



Data are not available at this geographic level for farms with Asian operators.



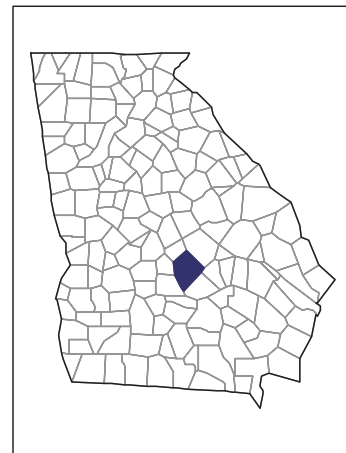
United States Department of Agriculture
National Agricultural Statistics Service

www.agcensus.usda.gov

2007 CENSUS OF AGRICULTURE

Dodge County – Georgia

Farms with Black or African American Operators Compared with All Farms



Data are not available at this geographic level for farms with Black or African American operators.



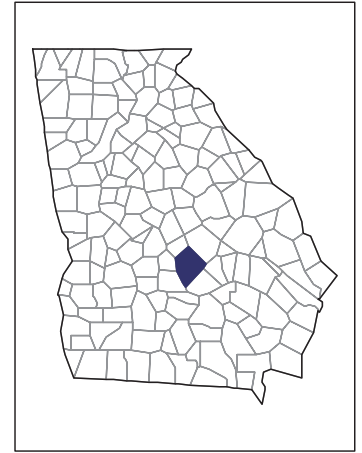
United States Department of Agriculture
National Agricultural Statistics Service

www.agcensus.usda.gov

2007 CENSUS *OF* AGRICULTURE

Dodge County – Georgia

Farms with Native Hawaiian or Other Pacific Islander Operators Compared with All Farms



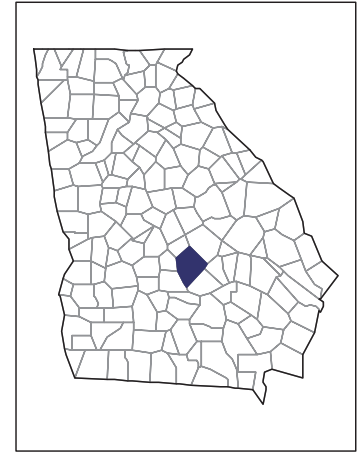
Data are not available at this geographic level for farms with Native Hawaiian or Other Pacific Islander operators.



United States Department of Agriculture
National Agricultural Statistics Service

www.agcensus.usda.gov

2007 CENSUS OF AGRICULTURE



Dodge County – Georgia

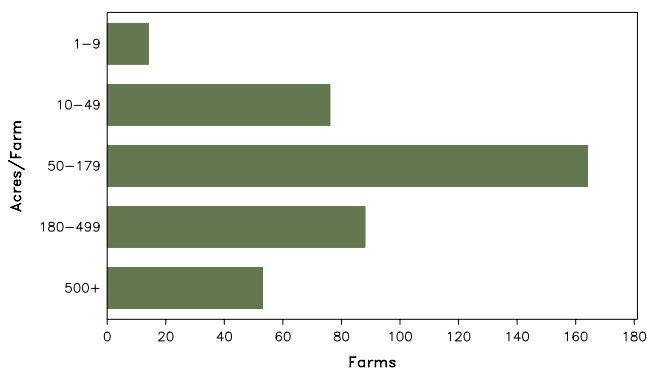
Farms with White Operators Compared with All Farms

	White Operators ²	All Farms
Number of Farm Operators ¹	531	572
Number of Farms	395	427
Land in Farms	124,193 acres	127,418 acres
Average Size of Farm	314 acres	298 acres
Market Value of Products Sold	\$20,827,000	\$20,886,000
Crop Sales	\$18,166,000	\$18,166,000
Livestock Sales	\$2,660,000	\$2,720,000
Average Per Farm	\$52,726	\$48,914
Government Payments	\$3,296,000	\$3,355,000
Average Per Farm Receiving Payments	\$13,847	\$13,368

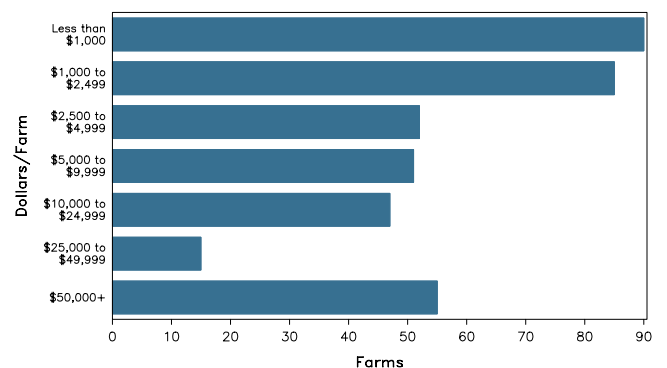
See footnotes on reverse page.

Farms with White Operators

Farms by Size



Farms by Economic Size



2007 CENSUS OF AGRICULTURE

Dodge County – Georgia Farms with White Operators

Selected Highlights

Item	Farms	Quantity
MARKET VALUE OF AGRICULTURAL PRODUCTS SOLD (\$1,000)		
Total value of agricultural products sold	395	20,827
Value of crops including nursery and greenhouse	122	18,166
Value of livestock, poultry, and their products	153	2,660
VALUE OF SALES BY COMMODITY GROUP (\$1,000)		
Grains, oilseeds, dry beans, and dry peas	72	2,678
Tobacco	1	(D)
Cotton and cottonseed	37	6,164
Vegetables, melons, potatoes and sweet potatoes	10	3,488
Fruits, tree nuts, and berries	12	130
Nursery, greenhouse, floriculture, and sod	1	(D)
Cut Christmas trees and short rotation woody crops	-	-
Other crops and hay	50	(D)
Poultry and eggs	19	(D)
Cattle and calves	117	1,754
Milk and other dairy products from cows	1	(D)
Hogs and pigs	8	28
Sheep, goats, and their products	20	(D)
Horses, ponies, mules, burros, and donkeys	25	96
Aquaculture	2	(D)
Other animals and other animal products	3	(D)
TOP CROP ITEMS (acres)		
Cotton, all	37	15,957
Forage - land used for all hay and haylage, grass silage, and greenchop	120	4,956
Corn for grain	43	3,228
Soybeans for beans	26	3,068
Peanuts for nuts	16	2,711
TOP LIVESTOCK INVENTORY ITEMS (number)		
Broilers and other meat-type chickens	4	(D)
Cattle and calves	152	7,272
Goats, all	48	861
Horses and ponies	83	737
Hogs and pigs	10	364

Operator Characteristics

Item	Quantity
Primary occupation:	
Farming	214
Other	317
Days worked off farm:	
None	212
Any	319
Years on present farm:	
2 years or less	24
3 to 4 years	52
5 to 9 years	126
10 years or more	329
Age group:	
Under 45 years	107
45 to 64 years	261
65 years and over	163
Average age (years)	56.5

Economic Characteristics

Item	Quantity
Farms by value of sales:	
Less than \$1,000	188
\$1,000 to \$2,499	26
\$2,500 to \$4,999	31
\$5,000 to \$9,999	56
\$10,000 to \$49,999	43
\$50,000 to \$99,999	15
\$100,000 to \$249,999	14
\$250,000 to \$499,999	17
\$500,000 or more	5
Total farm production expenses (\$1,000)	23,159
Average per farm (\$)	58,630
Net cash farm income of operation (\$1,000)	2,917
Average per farm (\$)	7,384
Value of agricultural products sold directly to individuals for human consumption (\$1,000)	5
Total organic product sales (\$1,000)	-
Total income from farm-related sources, gross before taxes and expenses (\$1,000)	1,953

See "Census of Agriculture, Volume 1, Geographic Area Series" for complete footnotes, explanations, definitions, and methodology.

(D) Cannot be disclosed. (Z) Less than half of the unit shown.

¹ Data were collected for a maximum of three operators per farm. ² Operators reporting selected race alone or in combination with other races.