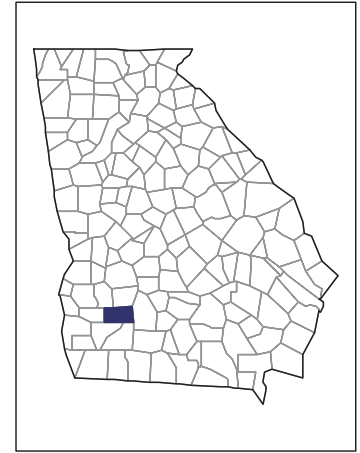


2007 CENSUS OF AGRICULTURE



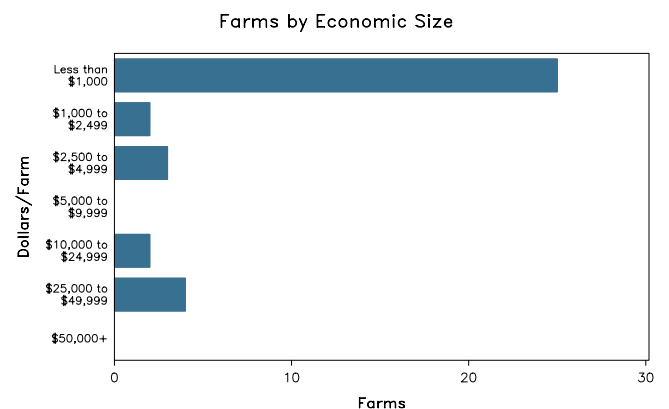
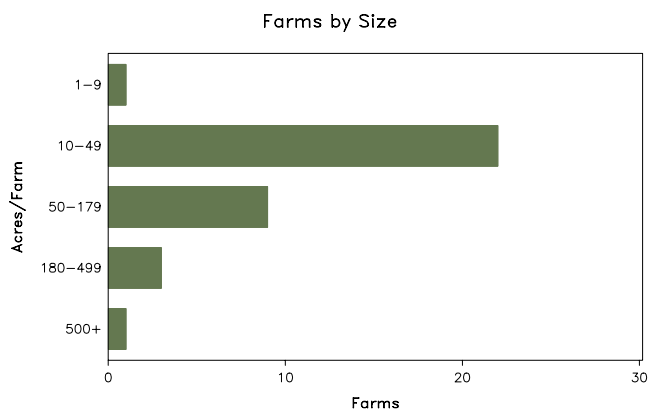
Dougherty County – Georgia

Farms with Women Principal Operators Compared with All Farms

	Women Principal Operators	All Farms
Number of Farms	36	129
Land in Farms	2,927 acres	87,819 acres
Average Size of Farm	81 acres	681 acres
Market Value of Products Sold	\$164,000	\$32,153,000
Crop Sales	\$79,000	\$30,219,000
Livestock Sales	\$86,000	\$1,934,000
Average Per Farm	\$4,568	\$249,245
Government Payments	\$25,000	\$1,442,000
Average Per Farm Receiving Payments	\$3,560	\$32,763

See footnotes on reverse page.

Farms with Women Principal Operators



2007 CENSUS OF AGRICULTURE

Dougherty County – Georgia Farms with Women Principal Operators

Selected Highlights

Item	Farms	Quantity
MARKET VALUE OF AGRICULTURAL PRODUCTS SOLD (\$1,000)		
Total value of agricultural products sold	36	164
Value of crops including nursery and greenhouse	4	79
Value of livestock, poultry, and their products	13	86
VALUE OF SALES BY COMMODITY GROUP (\$1,000)		
Grains, oilseeds, dry beans, and dry peas	-	-
Tobacco	-	-
Cotton and cottonseed	-	-
Vegetables, melons, potatoes and sweet potatoes	-	-
Fruits, tree nuts, and berries	3	(D)
Nursery, greenhouse, floriculture, and sod	1	(D)
Cut Christmas trees and short rotation woody crops	-	-
Other crops and hay	-	-
Poultry and eggs	2	(D)
Cattle and calves	10	72
Milk and other dairy products from cows	-	-
Hogs and pigs	-	-
Sheep, goats, and their products	-	-
Horses, ponies, mules, burros, and donkeys	3	(D)
Aquaculture	-	-
Other animals and other animal products	-	-
TOP CROP ITEMS (acres)		
Pecans, all	5	112
Forage - land used for all hay and haylage, grass silage, and greenchop	2	(D)
Floriculture crops, total	1	(D)
TOP LIVESTOCK INVENTORY ITEMS (number)		
Cattle and calves	10	360
Horses and ponies	23	133
Goats, all	8	89
Layers	2	(D)
Ducks	2	(D)

Operator Characteristics

Item	Quantity
Primary occupation:	
Farming	9
Other	27
Days worked off farm:	
None	16
Any	20
Years on present farm:	
2 years or less	5
3 to 4 years	3
5 to 9 years	6
10 years or more	22
Age group:	
Under 45 years	3
45 to 64 years	21
65 years and over	12
Average age of principal operator (years)	60.4

Economic Characteristics

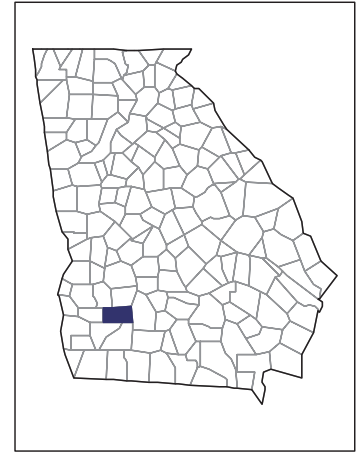
Item	Quantity
Farms by value of sales:	
Less than \$1,000	27
\$1,000 to \$2,499	-
\$2,500 to \$4,999	3
\$5,000 to \$9,999	-
\$10,000 to \$49,999	6
\$50,000 to \$99,999	-
\$100,000 to \$249,999	-
\$250,000 to \$499,999	-
\$500,000 or more	-
Total farm production expenses (\$1,000)	488
Average per farm (\$)	13,545
Net cash farm income of operation (\$1,000)	-216
Average per farm (\$)	-6,008
Value of agricultural products sold directly to individuals for human consumption (\$1,000)	-
Total organic product sales (\$1,000)	-
Total income from farm-related sources, gross before taxes and expenses (\$1,000)	82

See "Census of Agriculture, Volume 1, Geographic Area Series" for complete footnotes, explanations, definitions, and methodology.
(D) Cannot be disclosed. (Z) Less than half of the unit shown.

2007 CENSUS *OF* **AGRICULTURE**

Dougherty County – Georgia

Farms with Spanish, Hispanic, or Latino Operators Compared with All Farms



Data are not available at this geographic level for farms with Spanish, Hispanic, or Latino operators.



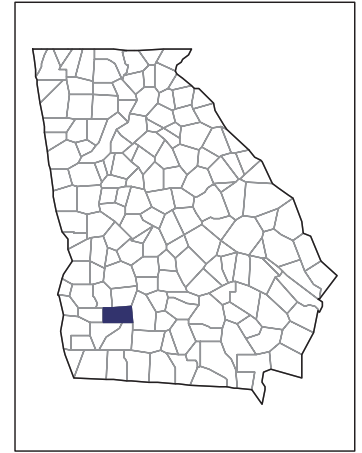
United States Department of Agriculture
National Agricultural Statistics Service

www.agcensus.usda.gov

2007 CENSUS *OF* AGRICULTURE

Dougherty County – Georgia

Farms with American Indian or Alaska Native Operators Compared with All Farms



Data are not available at this geographic level for farms with American Indian or Alaska Native operators.



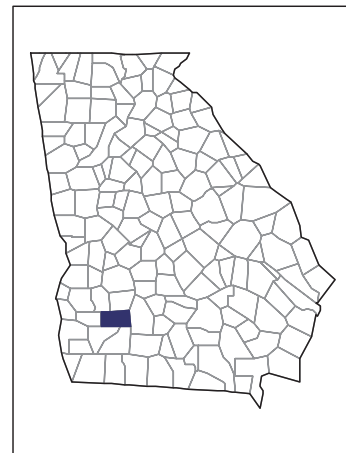
United States Department of Agriculture
National Agricultural Statistics Service

www.agcensus.usda.gov

2007 CENSUS *OF* **AGRICULTURE**

Dougherty County – Georgia

**Farms with Asian Operators
Compared with All Farms**



Data are not available at this geographic level for farms with Asian operators.



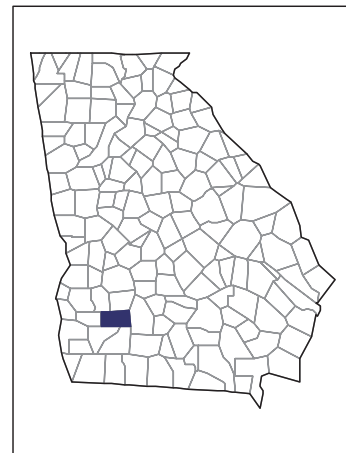
United States Department of Agriculture
National Agricultural Statistics Service

www.agcensus.usda.gov

2007 CENSUS *OF* AGRICULTURE

Dougherty County – Georgia

**Farms with Black or African American
Operators Compared with All Farms**



Data are not available at this geographic level for farms with Black or African American operators.



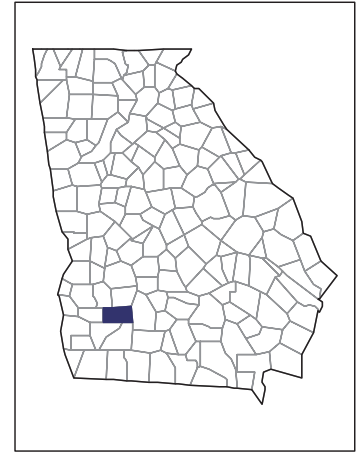
United States Department of Agriculture
National Agricultural Statistics Service

www.agcensus.usda.gov

2007 CENSUS *OF* AGRICULTURE

Dougherty County – Georgia

Farms with Native Hawaiian or Other Pacific Islander Operators Compared with All Farms



Data are not available at this geographic level for farms with Native Hawaiian or Other Pacific Islander operators.



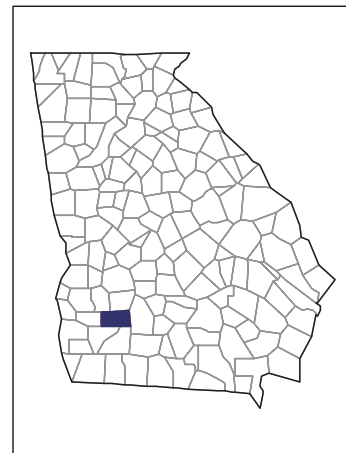
United States Department of Agriculture
National Agricultural Statistics Service

www.agcensus.usda.gov

2007 CENSUS *OF* **AGRICULTURE**

Dougherty County – Georgia

**Farms with White Operators
Compared with All Farms**



Data are not available at this geographic level for farms with White operators.



United States Department of Agriculture
National Agricultural Statistics Service

www.agcensus.usda.gov

