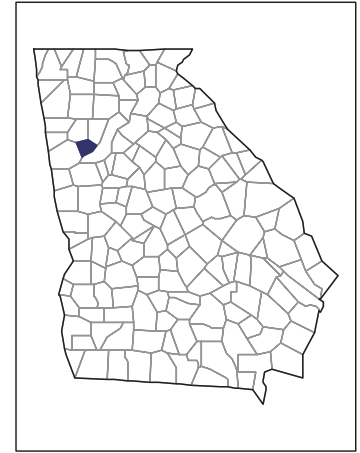


2007 CENSUS OF AGRICULTURE



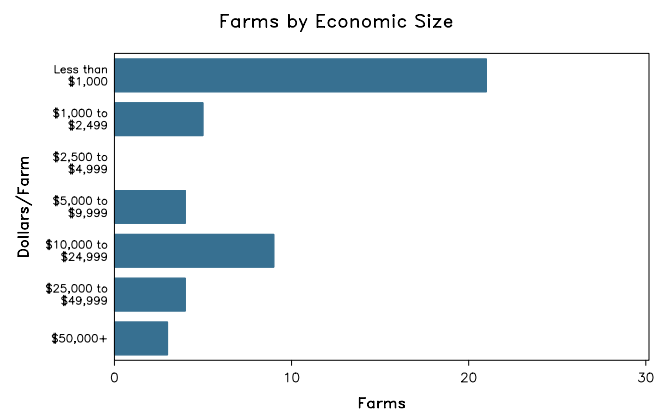
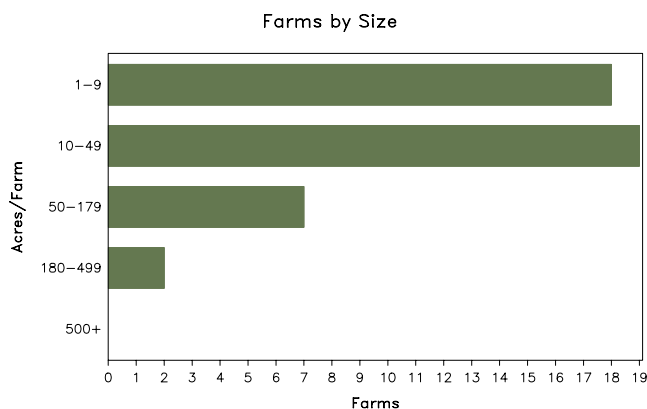
Douglas County – Georgia

Farms with Women Principal Operators Compared with All Farms

	Women Principal Operators	All Farms
Number of Farms	46	136
Land in Farms	1,845 acres	7,114 acres
Average Size of Farm	40 acres	52 acres
Market Value of Products Sold	\$1,141,000	\$3,804,000
Crop Sales	(D)	\$1,226,000
Livestock Sales	(D)	\$2,578,000
Average Per Farm	\$24,799	\$27,973
Government Payments	-	\$20,000
Average Per Farm Receiving Payments	-	\$1,994

See footnotes on reverse page.

Farms with Women Principal Operators



2007 CENSUS OF AGRICULTURE

Douglas County – Georgia Farms with Women Principal Operators

Selected Highlights

Item	Farms	Quantity
MARKET VALUE OF AGRICULTURAL PRODUCTS SOLD (\$1,000)		
Total value of agricultural products sold	46	1,141
Value of crops including nursery and greenhouse	10	(D)
Value of livestock, poultry, and their products	19	(D)
VALUE OF SALES BY COMMODITY GROUP (\$1,000)		
Grains, oilseeds, dry beans, and dry peas	-	-
Tobacco	-	-
Cotton and cottonseed	-	-
Vegetables, melons, potatoes and sweet potatoes	1	(D)
Fruits, tree nuts, and berries	-	-
Nursery, greenhouse, floriculture, and sod	7	(D)
Cut Christmas trees and short rotation woody crops	2	(D)
Other crops and hay	-	-
Poultry and eggs	-	-
Cattle and calves	5	(D)
Milk and other dairy products from cows	-	-
Hogs and pigs	-	-
Sheep, goats, and their products	-	-
Horses, ponies, mules, burros, and donkeys	14	(D)
Aquaculture	-	-
Other animals and other animal products	1	(D)
TOP CROP ITEMS (acres)		
Cut Christmas trees	2	(D)
Nursery stock	6	(D)
Floriculture crops, total	2	(D)
Vegetables harvested for sale	1	(D)
Cucumbers and pickles	1	(D)
TOP LIVESTOCK INVENTORY ITEMS (number)		
Rabbits and their pelts	1	(D)
Horses and ponies	22	185
Cattle and calves	5	48
Alpacas	2	(D)
Mules, burros, and donkeys	5	8

Operator Characteristics

Item	Quantity
Primary occupation:	
Farming	18
Other	28
Days worked off farm:	
None	19
Any	27
Years on present farm:	
2 years or less	2
3 to 4 years	9
5 to 9 years	10
10 years or more	25
Age group:	
Under 45 years	7
45 to 64 years	33
65 years and over	6
Average age of principal operator (years)	54.1

Economic Characteristics

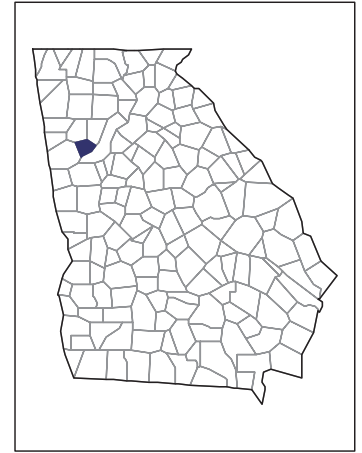
Item	Quantity
Farms by value of sales:	
Less than \$1,000	21
\$1,000 to \$2,499	5
\$2,500 to \$4,999	-
\$5,000 to \$9,999	4
\$10,000 to \$49,999	13
\$50,000 to \$99,999	-
\$100,000 to \$249,999	1
\$250,000 to \$499,999	2
\$500,000 or more	-
Total farm production expenses (\$1,000)	1,642
Average per farm (\$)	35,685
Net cash farm income of operation (\$1,000)	-501
Average per farm (\$)	-10,886
Value of agricultural products sold directly to individuals for human consumption (\$1,000)	(D)
Total organic product sales (\$1,000)	-
Total income from farm-related sources, gross before taxes and expenses (\$1,000)	-

See "Census of Agriculture, Volume 1, Geographic Area Series" for complete footnotes, explanations, definitions, and methodology.
(D) Cannot be disclosed. (Z) Less than half of the unit shown.

2007 CENSUS OF AGRICULTURE

Douglas County – Georgia

Farms with Spanish, Hispanic, or Latino Operators Compared with All Farms



Data are not available at this geographic level for farms with Spanish, Hispanic, or Latino operators.



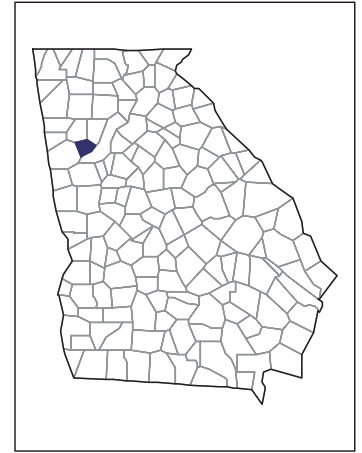
United States Department of Agriculture
National Agricultural Statistics Service

www.agcensus.usda.gov

2007 CENSUS OF AGRICULTURE

Douglas County – Georgia

Farms with American Indian or Alaska Native Operators Compared with All Farms



Data are not available at this geographic level for farms with American Indian or Alaska Native operators.



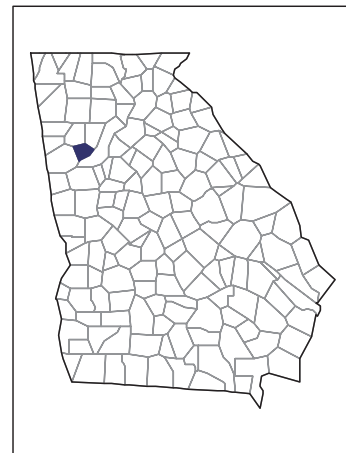
United States Department of Agriculture
National Agricultural Statistics Service

www.agcensus.usda.gov

2007 CENSUS *OF* AGRICULTURE

Douglas County – Georgia

**Farms with Asian Operators
Compared with All Farms**



Data are not available at this geographic level for farms with Asian operators.



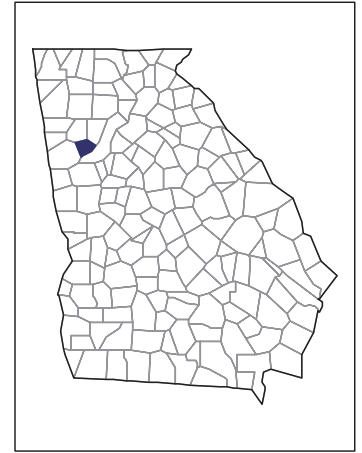
United States Department of Agriculture
National Agricultural Statistics Service

www.agcensus.usda.gov

2007 CENSUS *OF* AGRICULTURE

Douglas County – Georgia

Farms with Black or African American Operators Compared with All Farms



Data are not available at this geographic level for farms with Black or African American operators.



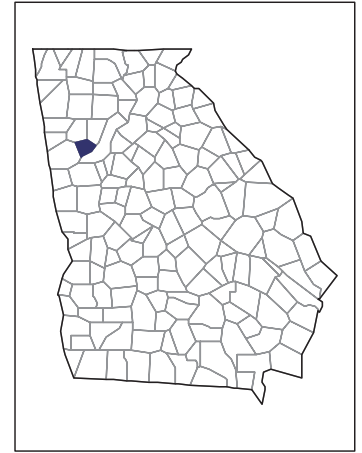
United States Department of Agriculture
National Agricultural Statistics Service

www.agcensus.usda.gov

2007 CENSUS *OF* AGRICULTURE

Douglas County – Georgia

Farms with Native Hawaiian or Other Pacific Islander Operators Compared with All Farms



Data are not available at this geographic level for farms with Native Hawaiian or Other Pacific Islander operators.



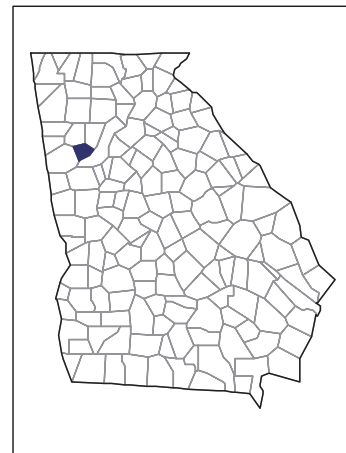
United States Department of Agriculture
National Agricultural Statistics Service

www.agcensus.usda.gov

2007 CENSUS *OF* AGRICULTURE

Douglas County – Georgia

**Farms with White Operators
Compared with All Farms**



Data are not available at this geographic level for farms with White operators.



United States Department of Agriculture
National Agricultural Statistics Service

www.agcensus.usda.gov

