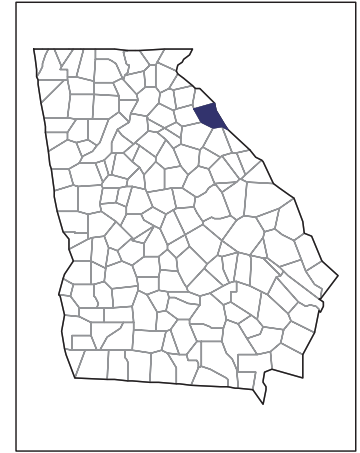


2007 CENSUS OF AGRICULTURE



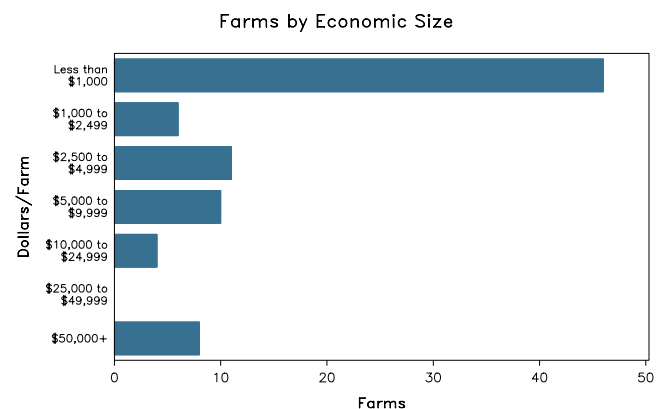
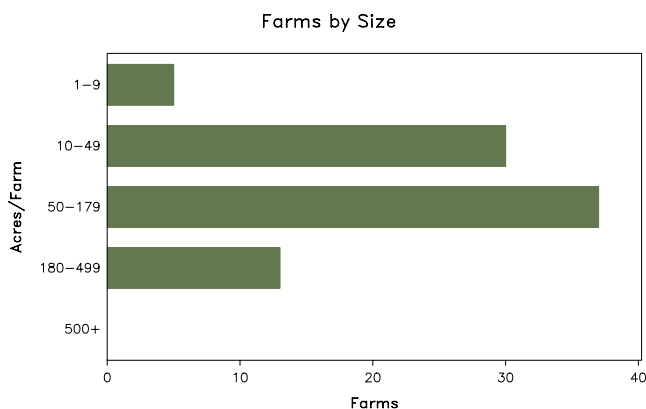
Elbert County – Georgia

Farms with Women Principal Operators Compared with All Farms

	Women Principal Operators	All Farms
Number of Farms	85	507
Land in Farms	7,111 acres	62,915 acres
Average Size of Farm	84 acres	124 acres
Market Value of Products Sold	\$5,162,000	\$50,430,000
Crop Sales	\$5,000	\$1,734,000
Livestock Sales	\$5,157,000	\$48,697,000
Average Per Farm	\$60,725	\$99,468
Government Payments	\$22,000	\$599,000
Average Per Farm Receiving Payments	\$1,268	\$4,468

See footnotes on reverse page.

Farms with Women Principal Operators



2007 CENSUS OF AGRICULTURE

Elbert County – Georgia Farms with Women Principal Operators

Selected Highlights

Item	Farms	Quantity
MARKET VALUE OF AGRICULTURAL PRODUCTS SOLD (\$1,000)		
Total value of agricultural products sold	85	5,162
Value of crops including nursery and greenhouse	6	5
Value of livestock, poultry, and their products	39	5,157
VALUE OF SALES BY COMMODITY GROUP (\$1,000)		
Grains, oilseeds, dry beans, and dry peas	-	-
Tobacco	-	-
Cotton and cottonseed	-	-
Vegetables, melons, potatoes and sweet potatoes	-	-
Fruits, tree nuts, and berries	-	-
Nursery, greenhouse, floriculture, and sod	-	-
Cut Christmas trees and short rotation woody crops	-	-
Other crops and hay	6	5
Poultry and eggs	8	(D)
Cattle and calves	23	284
Milk and other dairy products from cows	-	-
Hogs and pigs	-	-
Sheep, goats, and their products	8	15
Horses, ponies, mules, burros, and donkeys	2	(D)
Aquaculture	-	-
Other animals and other animal products	3	(D)
TOP CROP ITEMS (acres)		
Forage - land used for all hay and haylage, grass silage, and greenchop	25	476
TOP LIVESTOCK INVENTORY ITEMS (number)		
Broilers and other meat-type chickens	2	(D)
Layers	6	88,464
Cattle and calves	46	1,256
Goats, all	10	302
Horses and ponies	20	144

Operator Characteristics

Item	Quantity
Primary occupation:	
Farming	34
Other	51
Days worked off farm:	
None	41
Any	44
Years on present farm:	
2 years or less	2
3 to 4 years	3
5 to 9 years	12
10 years or more	68
Age group:	
Under 45 years	13
45 to 64 years	31
65 years and over	41
Average age of principal operator (years)	64.6

Economic Characteristics

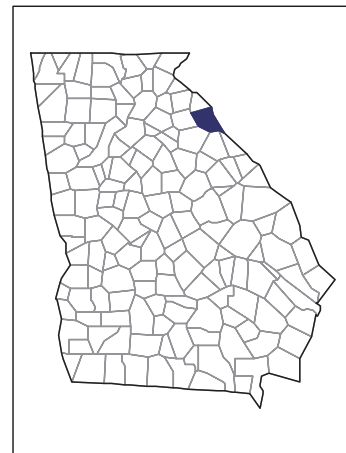
Item	Quantity
Farms by value of sales:	
Less than \$1,000	50
\$1,000 to \$2,499	7
\$2,500 to \$4,999	8
\$5,000 to \$9,999	8
\$10,000 to \$49,999	4
\$50,000 to \$99,999	1
\$100,000 to \$249,999	2
\$250,000 to \$499,999	-
\$500,000 or more	5
Total farm production expenses (\$1,000)	4,924
Average per farm (\$)	57,928
Net cash farm income of operation (\$1,000)	387
Average per farm (\$)	4,558
Value of agricultural products sold directly to individuals for human consumption (\$1,000)	(D)
Total organic product sales (\$1,000)	-
Total income from farm-related sources, gross before taxes and expenses (\$1,000)	128

See "Census of Agriculture, Volume 1, Geographic Area Series" for complete footnotes, explanations, definitions, and methodology.
(D) Cannot be disclosed. (Z) Less than half of the unit shown.

2007 CENSUS *OF* AGRICULTURE

Elbert County – Georgia

Farms with Spanish, Hispanic, or Latino Operators Compared with All Farms



Data are not available at this geographic level for farms with Spanish, Hispanic, or Latino operators.



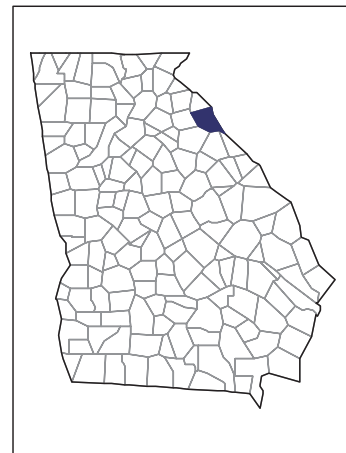
United States Department of Agriculture
National Agricultural Statistics Service

www.agcensus.usda.gov

2007 CENSUS OF AGRICULTURE

Elbert County – Georgia

Farms with American Indian or Alaska Native Operators Compared with All Farms



Data are not available at this geographic level for farms with American Indian or Alaska Native operators.



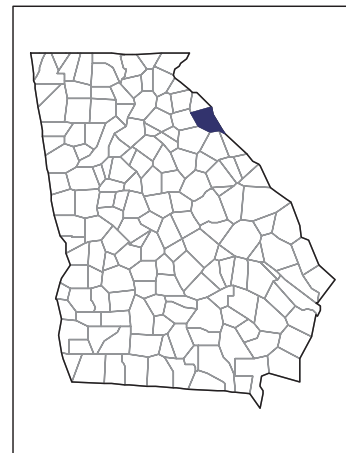
United States Department of Agriculture
National Agricultural Statistics Service

www.agcensus.usda.gov

2007 CENSUS *OF* AGRICULTURE

Elbert County – Georgia

**Farms with Asian Operators
Compared with All Farms**



Data are not available at this geographic level for farms with Asian operators.



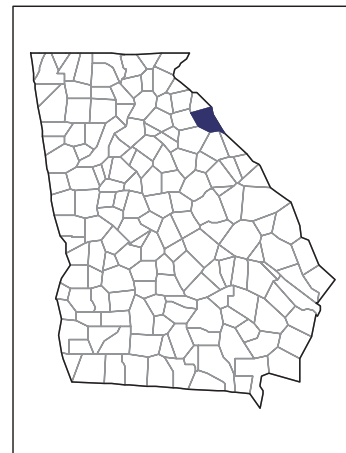
United States Department of Agriculture
National Agricultural Statistics Service

www.agcensus.usda.gov

2007 CENSUS OF AGRICULTURE

Elbert County – Georgia

Farms with Black or African American Operators Compared with All Farms



Data are not available at this geographic level for farms with Black or African American operators.



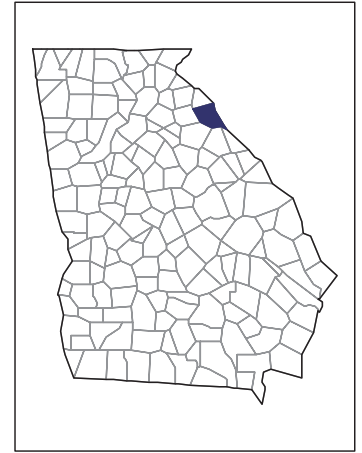
United States Department of Agriculture
National Agricultural Statistics Service

www.agcensus.usda.gov

2007 CENSUS OF AGRICULTURE

Elbert County – Georgia

Farms with Native Hawaiian or Other Pacific Islander Operators Compared with All Farms



Data are not available at this geographic level for farms with Native Hawaiian or Other Pacific Islander operators.



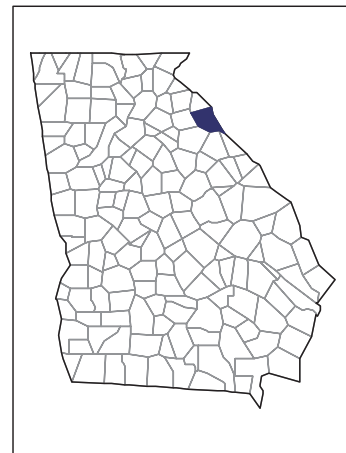
United States Department of Agriculture
National Agricultural Statistics Service

www.agcensus.usda.gov

2007 CENSUS *OF* AGRICULTURE

Elbert County – Georgia

**Farms with White Operators
Compared with All Farms**



Data are not available at this geographic level for farms with White operators.



United States Department of Agriculture
National Agricultural Statistics Service

www.agcensus.usda.gov

