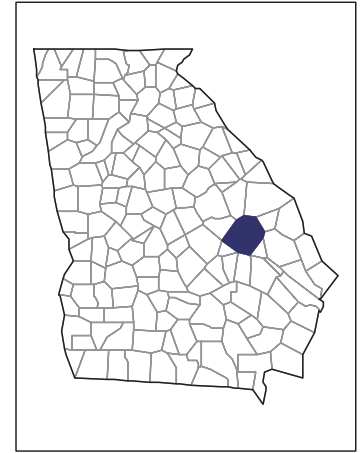


2007 CENSUS OF AGRICULTURE



Emanuel County – Georgia

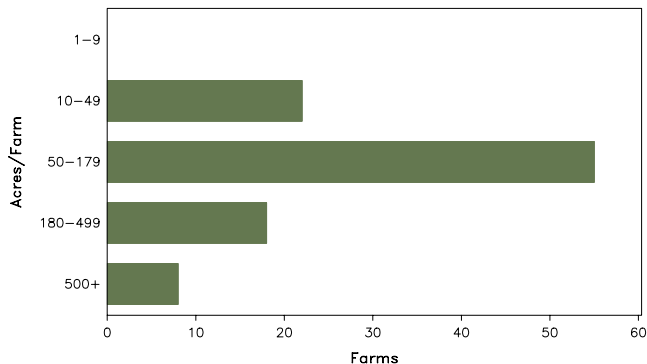
Farms with Women Principal Operators Compared with All Farms

	Women Principal Operators	All Farms
Number of Farms	103	511
Land in Farms	17,495 acres	138,510 acres
Average Size of Farm	170 acres	271 acres
Market Value of Products Sold	\$399,000	\$20,383,000
Crop Sales	\$193,000	\$16,198,000
Livestock Sales	\$206,000	\$4,185,000
Average Per Farm	\$3,873	\$39,889
Government Payments	\$163,000	\$3,814,000
Average Per Farm Receiving Payments	\$2,919	\$14,339

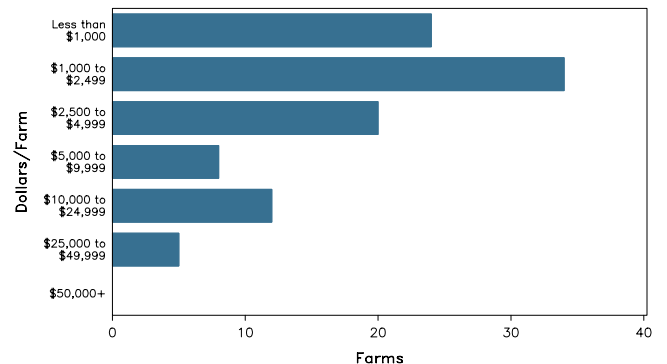
See footnotes on reverse page.

Farms with Women Principal Operators

Farms by Size



Farms by Economic Size



2007 CENSUS OF AGRICULTURE

Emanuel County – Georgia Farms with Women Principal Operators

Selected Highlights

Item	Farms	Quantity
MARKET VALUE OF AGRICULTURAL PRODUCTS SOLD (\$1,000)		
Total value of agricultural products sold	103	399
Value of crops including nursery and greenhouse	24	193
Value of livestock, poultry, and their products	28	206
VALUE OF SALES BY COMMODITY GROUP (\$1,000)		
Grains, oilseeds, dry beans, and dry peas	2	(D)
Tobacco	-	-
Cotton and cottonseed	5	77
Vegetables, melons, potatoes and sweet potatoes	-	-
Fruits, tree nuts, and berries	9	66
Nursery, greenhouse, floriculture, and sod	1	(D)
Cut Christmas trees and short rotation woody crops	-	-
Other crops and hay	10	41
Poultry and eggs	8	(D)
Cattle and calves	9	144
Milk and other dairy products from cows	2	(D)
Hogs and pigs	-	-
Sheep, goats, and their products	14	14
Horses, ponies, mules, burros, and donkeys	4	1
Aquaculture	-	-
Other animals and other animal products	2	(D)
TOP CROP ITEMS (acres)		
Forage - land used for all hay and haylage, grass silage, and greenchop	19	350
Cotton, all	5	221
Pecans, all	9	95
Peanuts for nuts	2	(D)
Corn for grain	2	(D)
TOP LIVESTOCK INVENTORY ITEMS (number)		
Cattle and calves	25	1,053
Goats, all	14	421
Layers	8	284
Turkeys	6	126
Ducks	6	90

Operator Characteristics

Item	Quantity
Primary occupation:	
Farming	27
Other	76
Days worked off farm:	
None	60
Any	43
Years on present farm:	
2 years or less	2
3 to 4 years	9
5 to 9 years	20
10 years or more	72
Age group:	
Under 45 years	5
45 to 64 years	44
65 years and over	54
Average age of principal operator (years)	64.6

Economic Characteristics

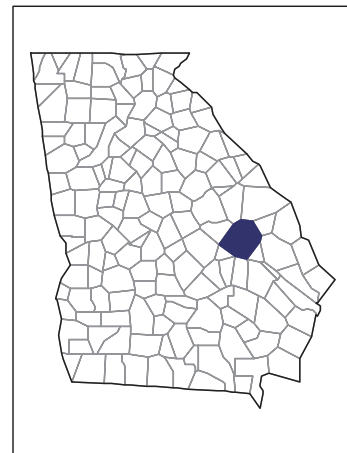
Item	Quantity
Farms by value of sales:	
Less than \$1,000	64
\$1,000 to \$2,499	10
\$2,500 to \$4,999	10
\$5,000 to \$9,999	5
\$10,000 to \$49,999	14
\$50,000 to \$99,999	-
\$100,000 to \$249,999	-
\$250,000 to \$499,999	-
\$500,000 or more	-
Total farm production expenses (\$1,000)	1,157
Average per farm (\$)	11,233
Net cash farm income of operation (\$1,000)	-484
Average per farm (\$)	-4,700
Value of agricultural products sold directly to individuals for human consumption (\$1,000)	-
Total organic product sales (\$1,000)	-
Total income from farm-related sources, gross before taxes and expenses (\$1,000)	110

See "Census of Agriculture, Volume 1, Geographic Area Series" for complete footnotes, explanations, definitions, and methodology.
(D) Cannot be disclosed. (Z) Less than half of the unit shown.

2007 CENSUS *OF* AGRICULTURE

Emanuel County – Georgia

Farms with Spanish, Hispanic, or Latino Operators Compared with All Farms



Data are not available at this geographic level for farms with Spanish, Hispanic, or Latino operators.



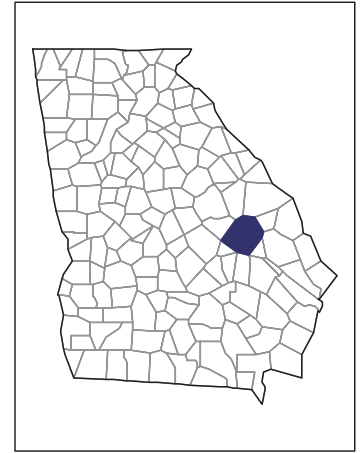
United States Department of Agriculture
National Agricultural Statistics Service

www.agcensus.usda.gov

2007 CENSUS *OF* AGRICULTURE

Emanuel County – Georgia

Farms with American Indian or Alaska Native Operators Compared with All Farms



Data are not available at this geographic level for farms with American Indian or Alaska Native operators.



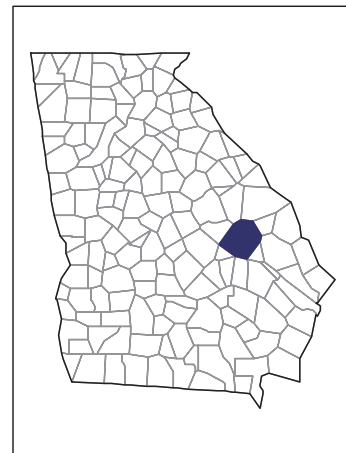
United States Department of Agriculture
National Agricultural Statistics Service

www.agcensus.usda.gov

2007 CENSUS *OF* AGRICULTURE

Emanuel County – Georgia

**Farms with Asian Operators
Compared with All Farms**



Data are not available at this geographic level for farms with Asian operators.



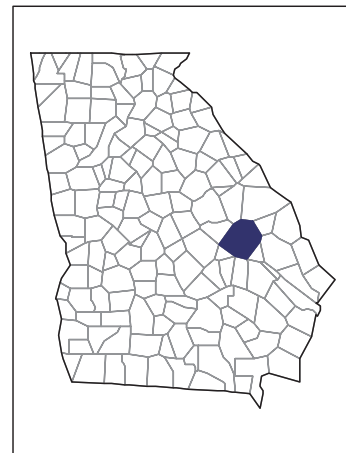
United States Department of Agriculture
National Agricultural Statistics Service

www.agcensus.usda.gov

2007 CENSUS *OF* AGRICULTURE

Emanuel County – Georgia

**Farms with Black or African American
Operators Compared with All Farms**



Data are not available at this geographic level for farms with Black or African American operators.



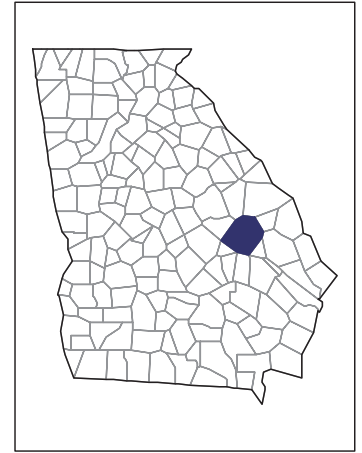
United States Department of Agriculture
National Agricultural Statistics Service

www.agcensus.usda.gov

2007 CENSUS *OF* **AGRICULTURE**

Emanuel County – Georgia

Farms with Native Hawaiian or Other Pacific Islander Operators Compared with All Farms



Data are not available at this geographic level for farms with Native Hawaiian or Other Pacific Islander operators.



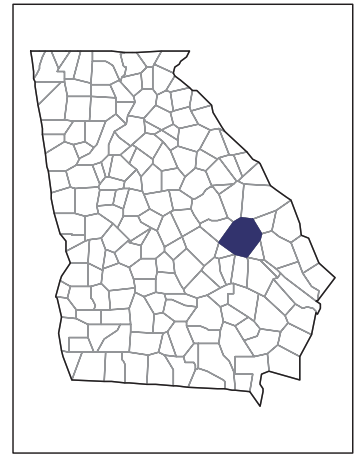
United States Department of Agriculture
National Agricultural Statistics Service

www.agcensus.usda.gov

2007 CENSUS *OF* AGRICULTURE

Emanuel County – Georgia

**Farms with White Operators
Compared with All Farms**



Data are not available at this geographic level for farms with White operators.



United States Department of Agriculture
National Agricultural Statistics Service

www.agcensus.usda.gov

