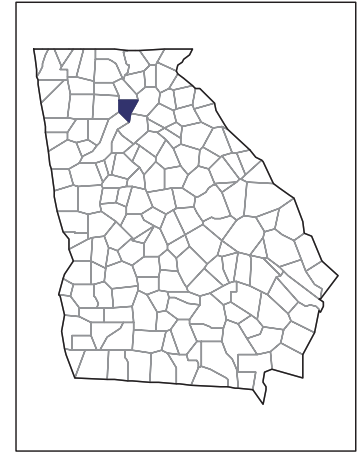


# 2007 CENSUS OF AGRICULTURE



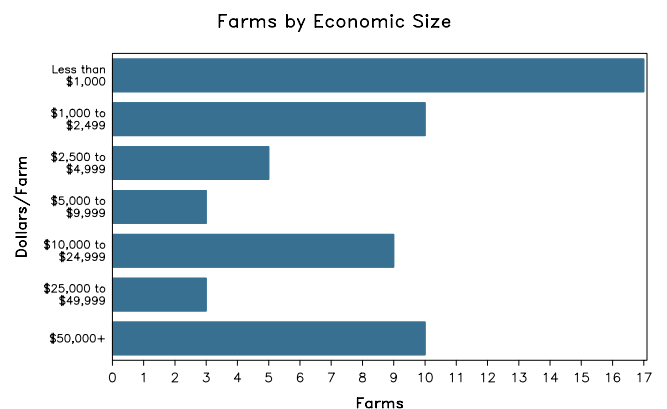
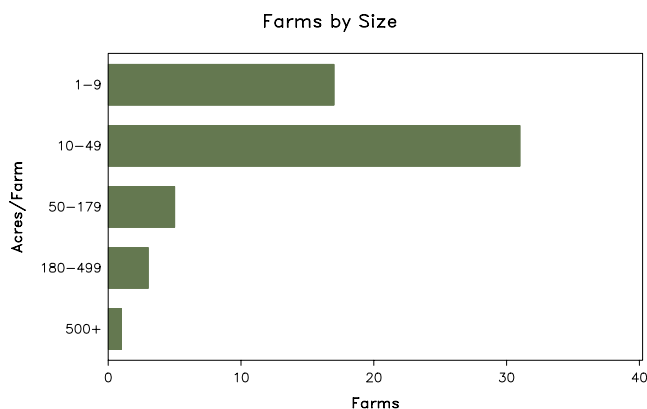
## Forsyth County – Georgia

### Farms with Women Principal Operators Compared with All Farms

	Women Principal Operators	All Farms
<b>Number of Farms</b>	57	306
<b>Land in Farms</b>	2,813 acres	19,799 acres
<b>Average Size of Farm</b>	49 acres	65 acres
<b>Market Value of Products Sold</b>	\$5,285,000	\$39,972,000
Crop Sales	(D)	\$6,499,000
Livestock Sales	(D)	\$33,473,000
Average Per Farm	\$92,719	\$130,628
<b>Government Payments</b>	(D)	\$44,000
Average Per Farm Receiving Payments	(D)	\$2,342

See footnotes on reverse page.

### Farms with Women Principal Operators



# 2007 CENSUS OF AGRICULTURE

## Forsyth County – Georgia Farms with Women Principal Operators

### Selected Highlights

Item	Farms	Quantity
<b>MARKET VALUE OF AGRICULTURAL PRODUCTS SOLD (\$1,000)</b>		
Total value of agricultural products sold	57	5,285
Value of crops including nursery and greenhouse	11	(D)
Value of livestock, poultry, and their products	32	(D)
<b>VALUE OF SALES BY COMMODITY GROUP (\$1,000)</b>		
Grains, oilseeds, dry beans, and dry peas	-	-
Tobacco	-	-
Cotton and cottonseed	-	-
Vegetables, melons, potatoes and sweet potatoes	4	64
Fruits, tree nuts, and berries	2	(D)
Nursery, greenhouse, floriculture, and sod	5	(D)
Cut Christmas trees and short rotation woody crops	-	-
Other crops and hay	4	(D)
Poultry and eggs	7	(D)
Cattle and calves	19	(D)
Milk and other dairy products from cows	-	-
Hogs and pigs	-	-
Sheep, goats, and their products	1	(D)
Horses, ponies, mules, burros, and donkeys	7	(D)
Aquaculture	-	-
Other animals and other animal products	-	-
<b>TOP CROP ITEMS (acres)</b>		
Forage - land used for all hay and haylage, grass silage, and greenchop	8	265
Vegetables harvested for sale	4	5
Land in berries	4	3
Floriculture crops, total	2	(D)
Nursery stock	1	(D)
<b>TOP LIVESTOCK INVENTORY ITEMS (number)</b>		
Broilers and other meat-type chickens	3	124,000
Layers	4	(D)
Pullets for laying flock replacement	2	(D)
Cattle and calves	21	680
Horses and ponies	23	215

### Operator Characteristics

Item	Quantity
Primary occupation:	
Farming	40
Other	17
Days worked off farm:	
None	29
Any	28
Years on present farm:	
2 years or less	5
3 to 4 years	7
5 to 9 years	11
10 years or more	34
Age group:	
Under 45 years	16
45 to 64 years	20
65 years and over	21
Average age of principal operator (years)	56.7

### Economic Characteristics

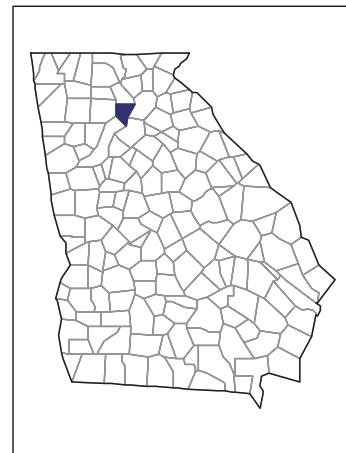
Item	Quantity
Farms by value of sales:	
Less than \$1,000	17
\$1,000 to \$2,499	10
\$2,500 to \$4,999	5
\$5,000 to \$9,999	3
\$10,000 to \$49,999	12
\$50,000 to \$99,999	2
\$100,000 to \$249,999	-
\$250,000 to \$499,999	5
\$500,000 or more	3
Total farm production expenses (\$1,000)	5,187
Average per farm (\$)	91,007
Net cash farm income of operation (\$1,000)	576
Average per farm (\$)	10,101
Value of agricultural products sold directly to individuals for human consumption (\$1,000)	68
Total organic product sales (\$1,000)	(D)
Total income from farm-related sources, gross before taxes and expenses (\$1,000)	476

See "Census of Agriculture, Volume 1, Geographic Area Series" for complete footnotes, explanations, definitions, and methodology.  
(D) Cannot be disclosed. (Z) Less than half of the unit shown.

# 2007 CENSUS *OF* AGRICULTURE

## Forsyth County – Georgia

### Farms with Spanish, Hispanic, or Latino Operators Compared with All Farms



Data are not available at this geographic level for farms with Spanish, Hispanic, or Latino operators.



United States Department of Agriculture  
National Agricultural Statistics Service

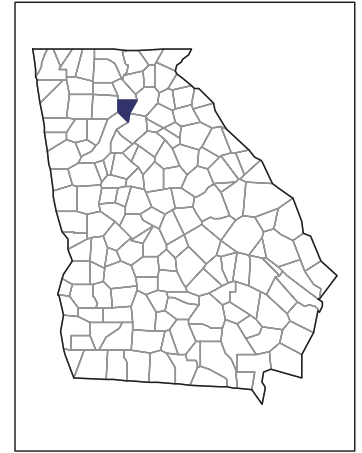
[www.agcensus.usda.gov](http://www.agcensus.usda.gov)



# 2007 CENSUS OF AGRICULTURE

**Forsyth County – Georgia**

**Farms with American Indian or Alaska Native Operators Compared with All Farms**



**Data are not available at this geographic level for farms with American Indian or Alaska Native operators.**



United States Department of Agriculture  
National Agricultural Statistics Service

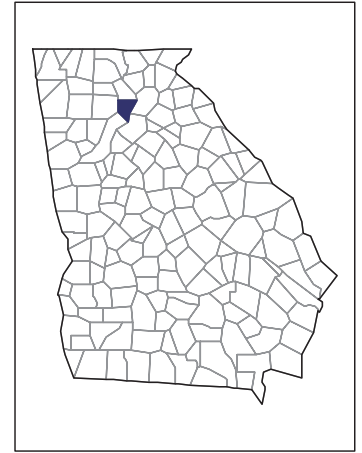
[www.agcensus.usda.gov](http://www.agcensus.usda.gov)



# 2007 CENSUS *OF* **AGRICULTURE**

**Forsyth County – Georgia**

**Farms with Asian Operators  
Compared with All Farms**



**Data are not available at this geographic level for farms with Asian operators.**



United States Department of Agriculture  
National Agricultural Statistics Service

[www.agcensus.usda.gov](http://www.agcensus.usda.gov)

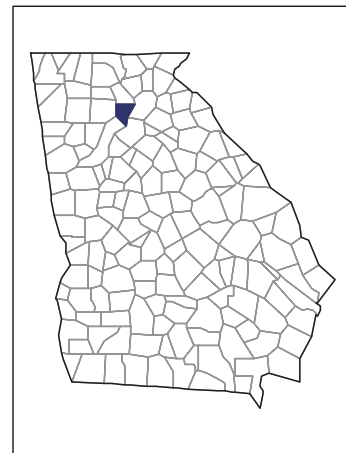




# 2007 CENSUS *OF* AGRICULTURE

**Forsyth County – Georgia**

**Farms with Black or African American  
Operators Compared with All Farms**



**Data are not available at this geographic level for farms with Black or African American operators.**



United States Department of Agriculture  
National Agricultural Statistics Service

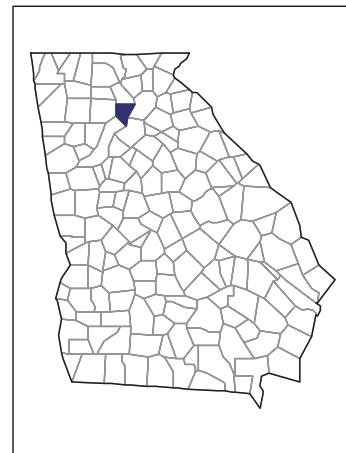
[www.agcensus.usda.gov](http://www.agcensus.usda.gov)



# 2007 CENSUS *OF* AGRICULTURE

## Forsyth County – Georgia

### Farms with Native Hawaiian or Other Pacific Islander Operators Compared with All Farms



Data are not available at this geographic level for farms with Native Hawaiian or Other Pacific Islander operators.



United States Department of Agriculture  
National Agricultural Statistics Service

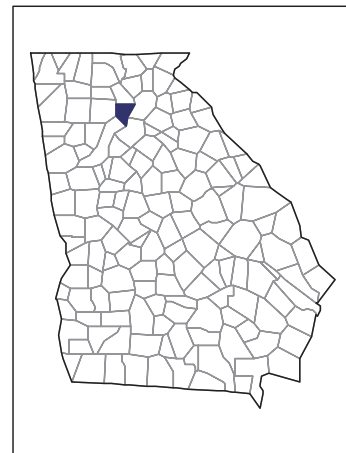
[www.agcensus.usda.gov](http://www.agcensus.usda.gov)



# 2007 CENSUS *OF* AGRICULTURE

**Forsyth County – Georgia**

**Farms with White Operators  
Compared with All Farms**



**Data are not available at this geographic level for farms with White operators.**



United States Department of Agriculture  
National Agricultural Statistics Service

[www.agcensus.usda.gov](http://www.agcensus.usda.gov)

