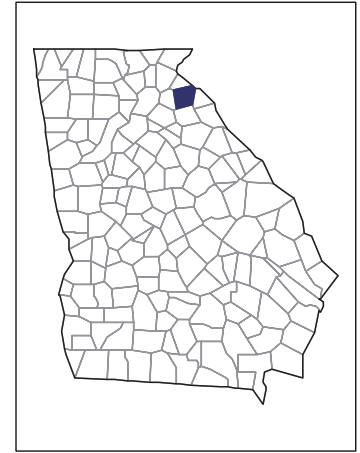


2007 CENSUS OF AGRICULTURE



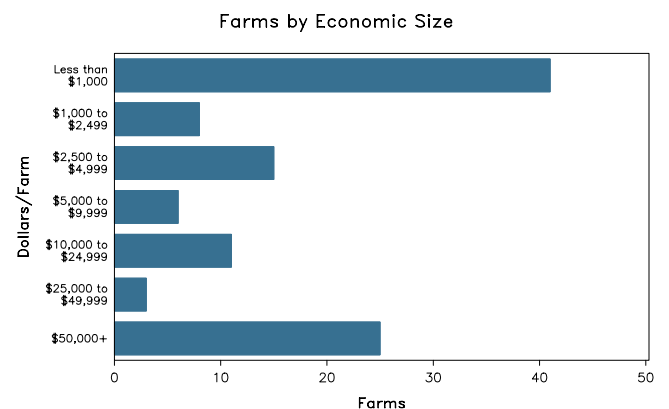
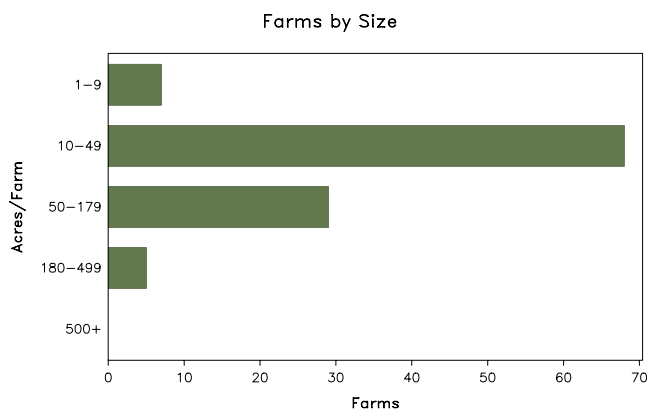
Franklin County – Georgia

Farms with Women Principal Operators Compared with All Farms

	Women Principal Operators	All Farms
Number of Farms	109	851
Land in Farms	5,954 acres	81,364 acres
Average Size of Farm	55 acres	96 acres
Market Value of Products Sold	\$20,793,000	\$326,175,000
Crop Sales	\$363,000	\$2,919,000
Livestock Sales	\$20,430,000	\$323,255,000
Average Per Farm	\$190,764	\$383,284
Government Payments	\$48,000	\$222,000
Average Per Farm Receiving Payments	\$4,844	\$1,965

See footnotes on reverse page.

Farms with Women Principal Operators



2007 CENSUS OF AGRICULTURE

Franklin County – Georgia Farms with Women Principal Operators

Selected Highlights

Item	Farms	Quantity
MARKET VALUE OF AGRICULTURAL PRODUCTS SOLD (\$1,000)		
Total value of agricultural products sold	109	20,793
Value of crops including nursery and greenhouse	14	363
Value of livestock, poultry, and their products	68	20,430
VALUE OF SALES BY COMMODITY GROUP (\$1,000)		
Grains, oilseeds, dry beans, and dry peas	-	-
Tobacco	-	-
Cotton and cottonseed	-	-
Vegetables, melons, potatoes and sweet potatoes	2	(D)
Fruits, tree nuts, and berries	-	-
Nursery, greenhouse, floriculture, and sod	2	(D)
Cut Christmas trees and short rotation woody crops	-	-
Other crops and hay	12	(D)
Poultry and eggs	30	(D)
Cattle and calves	35	294
Milk and other dairy products from cows	4	30
Hogs and pigs	-	-
Sheep, goats, and their products	2	(D)
Horses, ponies, mules, burros, and donkeys	9	131
Aquaculture	-	-
Other animals and other animal products	1	(D)
TOP CROP ITEMS (acres)		
Forage - land used for all hay and haylage, grass silage, and greenchop	41	1,053
Corn for grain	1	(D)
Vegetables harvested for sale	2	(D)
Sweet corn	2	(D)
TOP LIVESTOCK INVENTORY ITEMS (number)		
Broilers and other meat-type chickens	13	1,123,050
Layers	17	214,206
Pullets for laying flock replacement	1	(D)
Cattle and calves	56	1,365
Horses and ponies	36	262

Operator Characteristics

Item	Quantity
Primary occupation:	
Farming	54
Other	55
Days worked off farm:	
None	50
Any	59
Years on present farm:	
2 years or less	9
3 to 4 years	8
5 to 9 years	18
10 years or more	74
Age group:	
Under 45 years	20
45 to 64 years	61
65 years and over	28
Average age of principal operator (years)	57.5

Economic Characteristics

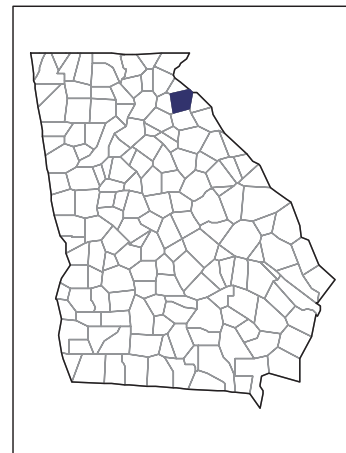
Item	Quantity
Farms by value of sales:	
Less than \$1,000	44
\$1,000 to \$2,499	10
\$2,500 to \$4,999	12
\$5,000 to \$9,999	6
\$10,000 to \$49,999	12
\$50,000 to \$99,999	2
\$100,000 to \$249,999	2
\$250,000 to \$499,999	5
\$500,000 or more	16
Total farm production expenses (\$1,000)	15,875
Average per farm (\$)	145,639
Net cash farm income of operation (\$1,000)	5,105
Average per farm (\$)	46,837
Value of agricultural products sold directly to individuals for human consumption (\$1,000)	(D)
Total organic product sales (\$1,000)	-
Total income from farm-related sources, gross before taxes and expenses (\$1,000)	138

See "Census of Agriculture, Volume 1, Geographic Area Series" for complete footnotes, explanations, definitions, and methodology.
(D) Cannot be disclosed. (Z) Less than half of the unit shown.

2007 CENSUS *OF* **AGRICULTURE**

Franklin County – Georgia

Farms with Spanish, Hispanic, or Latino Operators Compared with All Farms



Data are not available at this geographic level for farms with Spanish, Hispanic, or Latino operators.



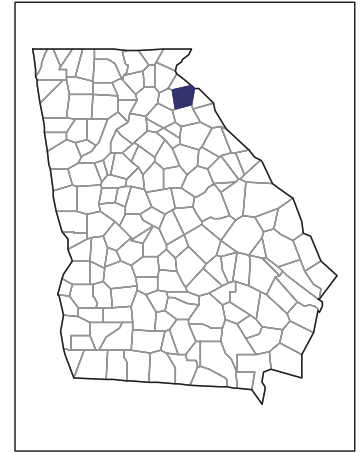
United States Department of Agriculture
National Agricultural Statistics Service

www.agcensus.usda.gov

2007 CENSUS OF AGRICULTURE

Franklin County – Georgia

Farms with American Indian or Alaska Native Operators Compared with All Farms



Data are not available at this geographic level for farms with American Indian or Alaska Native operators.



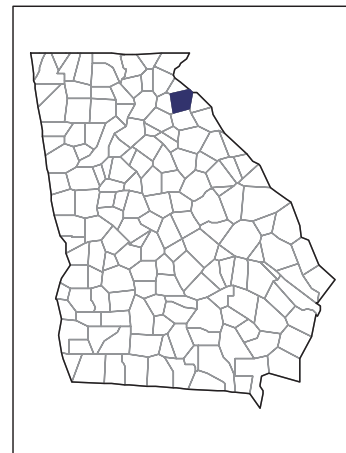
United States Department of Agriculture
National Agricultural Statistics Service

www.agcensus.usda.gov

2007 CENSUS *OF* AGRICULTURE

Franklin County – Georgia

**Farms with Asian Operators
Compared with All Farms**



Data are not available at this geographic level for farms with Asian operators.



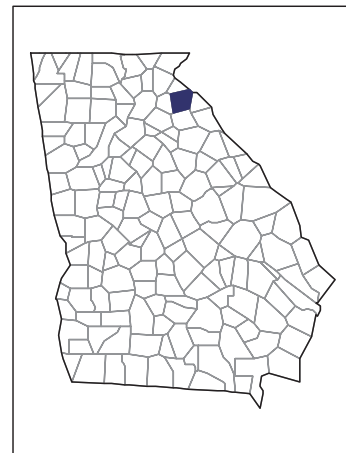
United States Department of Agriculture
National Agricultural Statistics Service

www.agcensus.usda.gov

2007 CENSUS OF AGRICULTURE

Franklin County – Georgia

Farms with Black or African American Operators Compared with All Farms



Data are not available at this geographic level for farms with Black or African American operators.



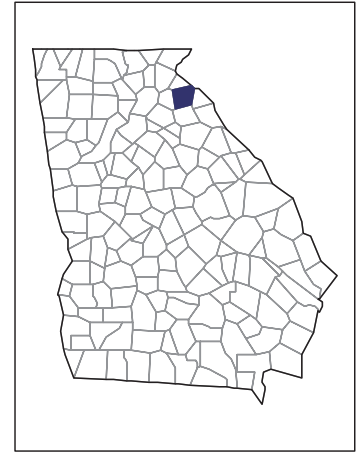
United States Department of Agriculture
National Agricultural Statistics Service

www.agcensus.usda.gov

2007 CENSUS OF AGRICULTURE

Franklin County – Georgia

Farms with Native Hawaiian or Other Pacific Islander Operators Compared with All Farms



Data are not available at this geographic level for farms with Native Hawaiian or Other Pacific Islander operators.



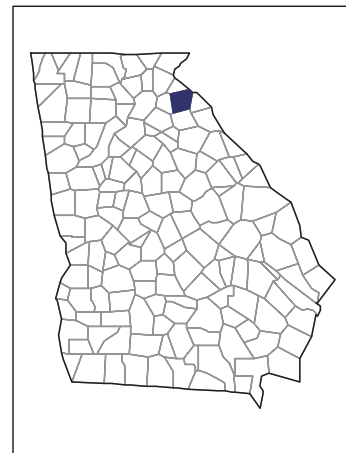
United States Department of Agriculture
National Agricultural Statistics Service

www.agcensus.usda.gov

2007 CENSUS *OF* **AGRICULTURE**

Franklin County – Georgia

**Farms with White Operators
Compared with All Farms**



Data are not available at this geographic level for farms with White operators.



United States Department of Agriculture
National Agricultural Statistics Service

www.agcensus.usda.gov

