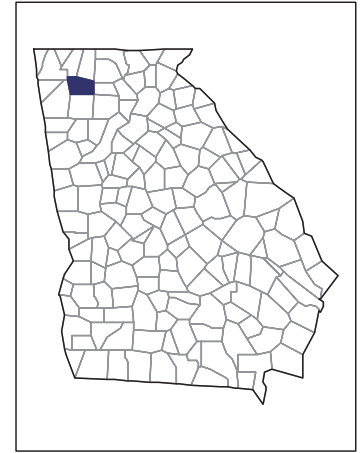


# 2007 CENSUS OF AGRICULTURE



## Gordon County – Georgia

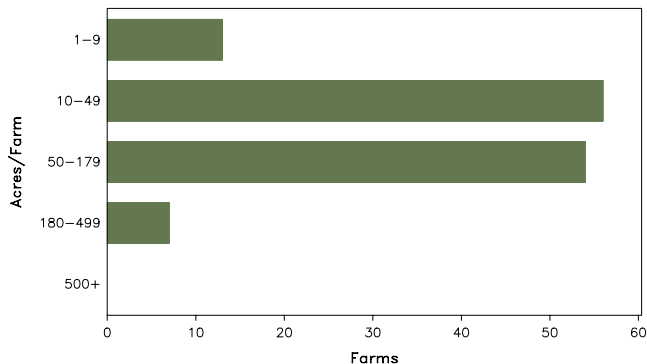
### Farms with Women Principal Operators Compared with All Farms

	Women Principal Operators	All Farms
<b>Number of Farms</b>	130	839
<b>Land in Farms</b>	8,371 acres	79,128 acres
<b>Average Size of Farm</b>	64 acres	94 acres
<b>Market Value of Products Sold</b>	\$11,890,000	\$182,049,000
Crop Sales	\$192,000	\$3,544,000
Livestock Sales	\$11,698,000	\$178,505,000
Average Per Farm	\$91,461	\$216,983
<b>Government Payments</b>	\$5,000	\$380,000
Average Per Farm Receiving Payments	\$466	\$2,972

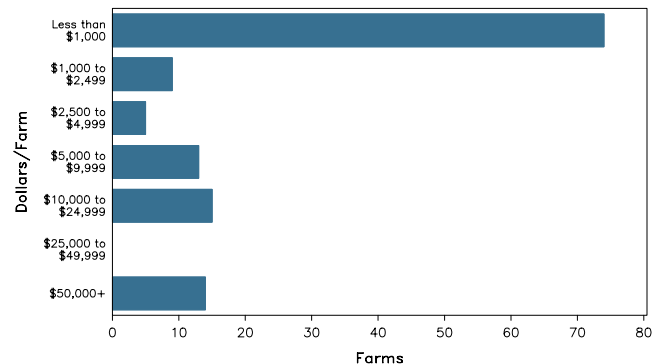
See footnotes on reverse page.

### Farms with Women Principal Operators

Farms by Size



Farms by Economic Size



# 2007 CENSUS OF AGRICULTURE

## Gordon County – Georgia Farms with Women Principal Operators

### Selected Highlights

Item	Farms	Quantity
<b>MARKET VALUE OF AGRICULTURAL PRODUCTS SOLD (\$1,000)</b>		
Total value of agricultural products sold	130	11,890
Value of crops including nursery and greenhouse	24	192
Value of livestock, poultry, and their products	58	11,698
<b>VALUE OF SALES BY COMMODITY GROUP (\$1,000)</b>		
Grains, oilseeds, dry beans, and dry peas	4	(D)
Tobacco	-	-
Cotton and cottonseed	-	-
Vegetables, melons, potatoes and sweet potatoes	1	(D)
Fruits, tree nuts, and berries	-	-
Nursery, greenhouse, floriculture, and sod	6	135
Cut Christmas trees and short rotation woody crops	-	-
Other crops and hay	13	35
Poultry and eggs	21	11,352
Cattle and calves	25	(D)
Milk and other dairy products from cows	-	-
Hogs and pigs	-	-
Sheep, goats, and their products	10	(D)
Horses, ponies, mules, burros, and donkeys	10	77
Aquaculture	-	-
Other animals and other animal products	3	-
<b>TOP CROP ITEMS (acres)</b>		
Forage - land used for all hay and haylage, grass silage, and greenchop	36	979
Soybeans for beans	2	(D)
Nursery stock	4	(D)
Corn for grain	2	(D)
Land in berries	2	(D)
<b>TOP LIVESTOCK INVENTORY ITEMS (number)</b>		
Broilers and other meat-type chickens	7	422,424
Pullets for laying flock replacement	5	127,257
Layers	17	76,148
Cattle and calves	53	1,447
Horses and ponies	68	381

### Operator Characteristics

Item	Quantity
Primary occupation:	
Farming	59
Other	71
Days worked off farm:	
None	59
Any	71
Years on present farm:	
2 years or less	7
3 to 4 years	12
5 to 9 years	16
10 years or more	95
Age group:	
Under 45 years	18
45 to 64 years	58
65 years and over	54
Average age of principal operator (years)	59.9

### Economic Characteristics

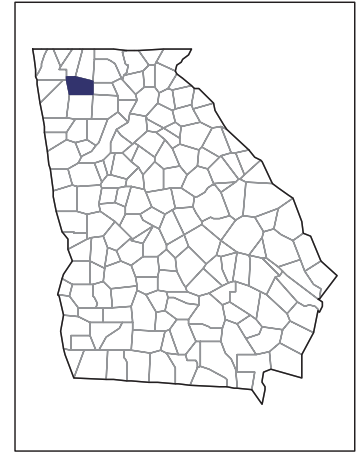
Item	Quantity
Farms by value of sales:	
Less than \$1,000	75
\$1,000 to \$2,499	8
\$2,500 to \$4,999	5
\$5,000 to \$9,999	13
\$10,000 to \$49,999	15
\$50,000 to \$99,999	1
\$100,000 to \$249,999	2
\$250,000 to \$499,999	2
\$500,000 or more	9
Total farm production expenses (\$1,000)	10,163
Average per farm (\$)	78,178
Net cash farm income of operation (\$1,000)	1,879
Average per farm (\$)	14,455
Value of agricultural products sold directly to individuals for human consumption (\$1,000)	(D)
Total organic product sales (\$1,000)	(D)
Total income from farm-related sources, gross before taxes and expenses (\$1,000)	148

See "Census of Agriculture, Volume 1, Geographic Area Series" for complete footnotes, explanations, definitions, and methodology.  
(D) Cannot be disclosed. (Z) Less than half of the unit shown.

# 2007 CENSUS *OF* **AGRICULTURE**

## **Gordon County – Georgia**

### **Farms with Spanish, Hispanic, or Latino Operators Compared with All Farms**



**Data are not available at this geographic level for farms with Spanish, Hispanic, or Latino operators.**



United States Department of Agriculture  
National Agricultural Statistics Service

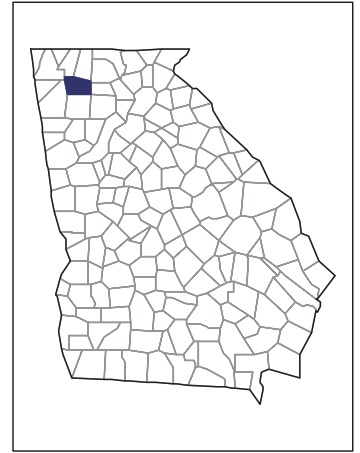
[www.agcensus.usda.gov](http://www.agcensus.usda.gov)



# 2007 CENSUS *OF* AGRICULTURE

## Gordon County – Georgia

### Farms with American Indian or Alaska Native Operators Compared with All Farms



Data are not available at this geographic level for farms with American Indian or Alaska Native operators.



United States Department of Agriculture  
National Agricultural Statistics Service

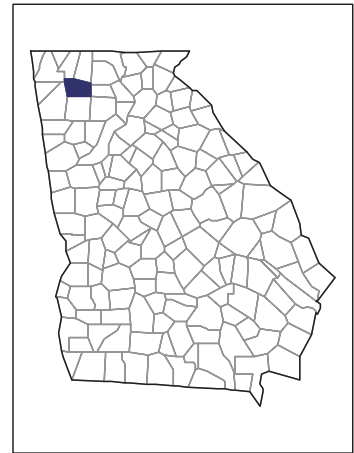
[www.agcensus.usda.gov](http://www.agcensus.usda.gov)



# 2007 CENSUS *OF* **AGRICULTURE**

**Gordon County – Georgia**

**Farms with Asian Operators  
Compared with All Farms**



**Data are not available at this geographic level for farms with Asian operators.**



United States Department of Agriculture  
National Agricultural Statistics Service

[www.agcensus.usda.gov](http://www.agcensus.usda.gov)

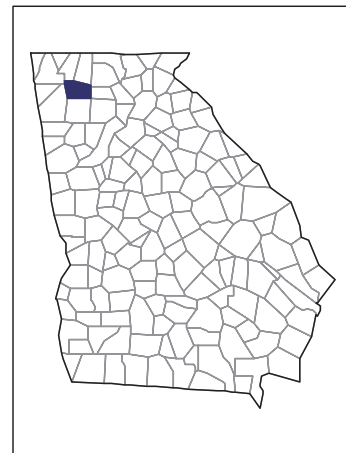




# 2007 CENSUS *OF* **AGRICULTURE**

## Gordon County – Georgia

### Farms with Black or African American Operators Compared with All Farms



Data are not available at this geographic level for farms with Black or African American operators.



United States Department of Agriculture  
National Agricultural Statistics Service

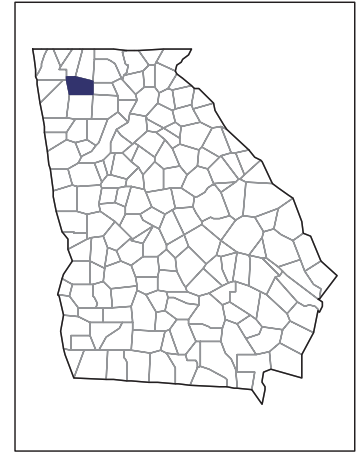
[www.agcensus.usda.gov](http://www.agcensus.usda.gov)



# 2007 CENSUS OF AGRICULTURE

## Gordon County – Georgia

### Farms with Native Hawaiian or Other Pacific Islander Operators Compared with All Farms



Data are not available at this geographic level for farms with Native Hawaiian or Other Pacific Islander operators.



United States Department of Agriculture  
National Agricultural Statistics Service

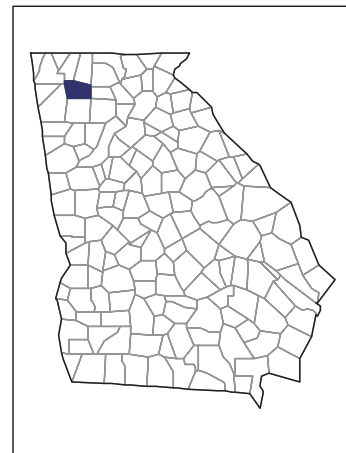
[www.agcensus.usda.gov](http://www.agcensus.usda.gov)



# 2007 CENSUS *OF* AGRICULTURE

**Gordon County – Georgia**

**Farms with White Operators  
Compared with All Farms**



**Data are not available at this geographic level for farms with White operators.**



United States Department of Agriculture  
National Agricultural Statistics Service

[www.agcensus.usda.gov](http://www.agcensus.usda.gov)

