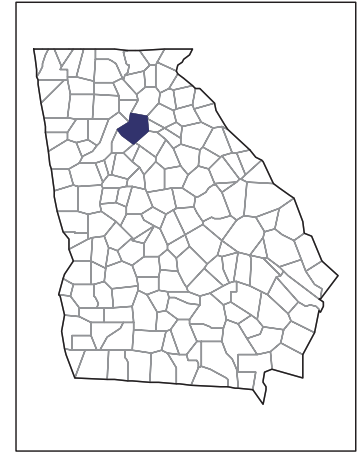


# 2007 CENSUS OF AGRICULTURE



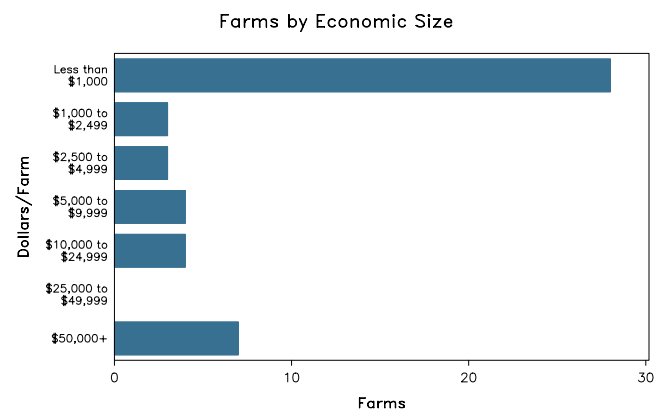
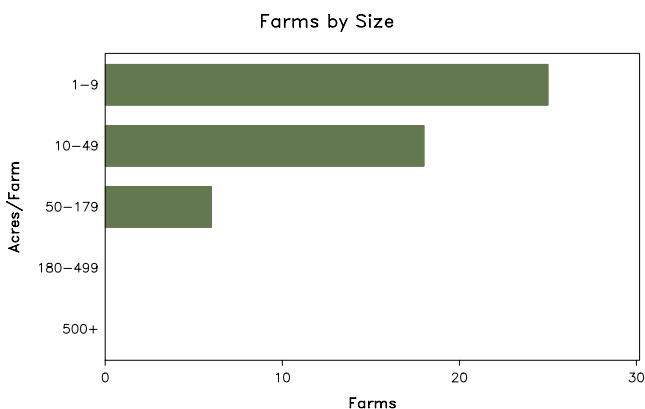
## Gwinnett County – Georgia

### Farms with Women Principal Operators Compared with All Farms

	Women Principal Operators	All Farms
<b>Number of Farms</b>	49	181
<b>Land in Farms</b>	973 acres	8,350 acres
<b>Average Size of Farm</b>	20 acres	46 acres
<b>Market Value of Products Sold</b>	\$1,277,000	\$15,863,000
Crop Sales	\$938,000	\$12,864,000
Livestock Sales	\$339,000	\$2,999,000
Average Per Farm	\$26,069	\$87,639
<b>Government Payments</b>	-	\$23,000
Average Per Farm Receiving Payments	-	\$3,281

See footnotes on reverse page.

### Farms with Women Principal Operators



# 2007 CENSUS OF AGRICULTURE

## Gwinnett County – Georgia Farms with Women Principal Operators

### Selected Highlights

Item	Farms	Quantity
<b>MARKET VALUE OF AGRICULTURAL PRODUCTS SOLD (\$1,000)</b>		
Total value of agricultural products sold	49	1,277
Value of crops including nursery and greenhouse	13	938
Value of livestock, poultry, and their products	16	339
<b>VALUE OF SALES BY COMMODITY GROUP (\$1,000)</b>		
Grains, oilseeds, dry beans, and dry peas	-	-
Tobacco	-	-
Cotton and cottonseed	-	-
Vegetables, melons, potatoes and sweet potatoes	3	23
Fruits, tree nuts, and berries	-	-
Nursery, greenhouse, floriculture, and sod	7	892
Cut Christmas trees and short rotation woody crops	2	(D)
Other crops and hay	3	(D)
Poultry and eggs	1	(D)
Cattle and calves	4	(D)
Milk and other dairy products from cows	3	24
Hogs and pigs	2	(D)
Sheep, goats, and their products	4	(D)
Horses, ponies, mules, burros, and donkeys	6	5
Aquaculture	-	-
Other animals and other animal products	3	(D)
<b>TOP CROP ITEMS (acres)</b>		
Forage - land used for all hay and haylage, grass silage, and greenchop	6	103
Nursery stock	2	(D)
Cut Christmas trees	2	(D)
Vegetables harvested for sale	3	7
Potatoes	3	(D)
<b>TOP LIVESTOCK INVENTORY ITEMS (number)</b>		
Broilers and other meat-type chickens	1	(D)
Horses and ponies	31	206
Cattle and calves	9	127
Goats, all	8	72
Layers	5	27

### Operator Characteristics

Item	Quantity
Primary occupation:	
Farming	22
Other	27
Days worked off farm:	
None	21
Any	28
Years on present farm:	
2 years or less	2
3 to 4 years	9
5 to 9 years	9
10 years or more	29
Age group:	
Under 45 years	15
45 to 64 years	27
65 years and over	7
Average age of principal operator (years)	52.4

### Economic Characteristics

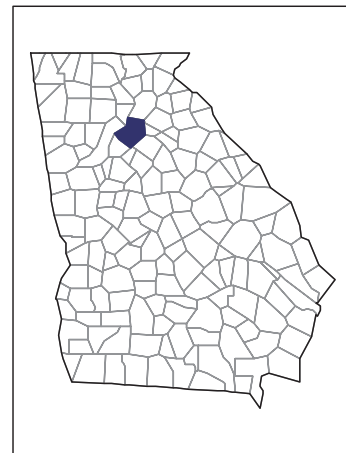
Item	Quantity
Farms by value of sales:	
Less than \$1,000	28
\$1,000 to \$2,499	3
\$2,500 to \$4,999	3
\$5,000 to \$9,999	4
\$10,000 to \$49,999	4
\$50,000 to \$99,999	-
\$100,000 to \$249,999	5
\$250,000 to \$499,999	2
\$500,000 or more	-
Total farm production expenses (\$1,000)	2,236
Average per farm (\$)	45,640
Net cash farm income of operation (\$1,000)	-905
Average per farm (\$)	-18,479
Value of agricultural products sold directly to individuals for human consumption (\$1,000)	(D)
Total organic product sales (\$1,000)	(D)
Total income from farm-related sources, gross before taxes and expenses (\$1,000)	(D)

See "Census of Agriculture, Volume 1, Geographic Area Series" for complete footnotes, explanations, definitions, and methodology.  
(D) Cannot be disclosed. (Z) Less than half of the unit shown.

# 2007 CENSUS OF AGRICULTURE

## Gwinnett County – Georgia

### Farms with Spanish, Hispanic, or Latino Operators Compared with All Farms



Data are not available at this geographic level for farms with Spanish, Hispanic, or Latino operators.



United States Department of Agriculture  
National Agricultural Statistics Service

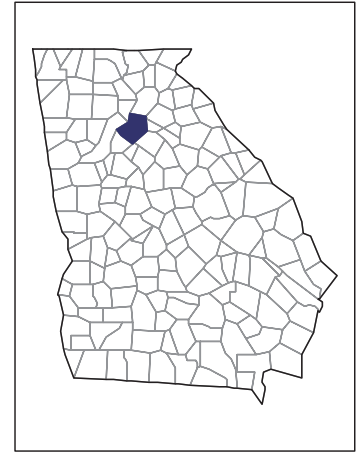
[www.agcensus.usda.gov](http://www.agcensus.usda.gov)



# 2007 CENSUS *OF* AGRICULTURE

## Gwinnett County – Georgia

### Farms with American Indian or Alaska Native Operators Compared with All Farms



Data are not available at this geographic level for farms with American Indian or Alaska Native operators.



United States Department of Agriculture  
National Agricultural Statistics Service

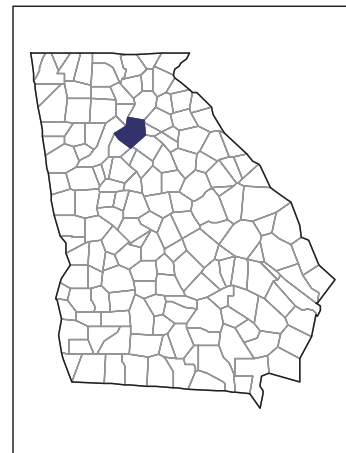
[www.agcensus.usda.gov](http://www.agcensus.usda.gov)



# 2007 CENSUS *OF* AGRICULTURE

**Gwinnett County – Georgia**

**Farms with Asian Operators  
Compared with All Farms**



**Data are not available at this geographic level for farms with Asian operators.**



United States Department of Agriculture  
National Agricultural Statistics Service

[www.agcensus.usda.gov](http://www.agcensus.usda.gov)

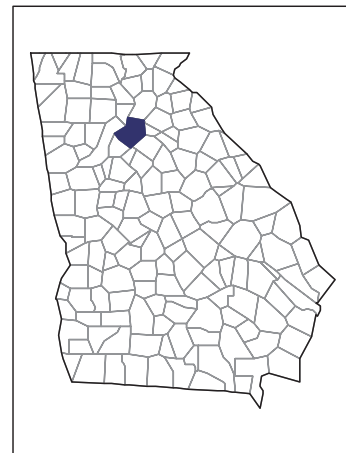




# 2007 CENSUS *OF* AGRICULTURE

**Gwinnett County – Georgia**

**Farms with Black or African American  
Operators Compared with All Farms**



**Data are not available at this geographic level for farms with Black or African American operators.**



United States Department of Agriculture  
National Agricultural Statistics Service

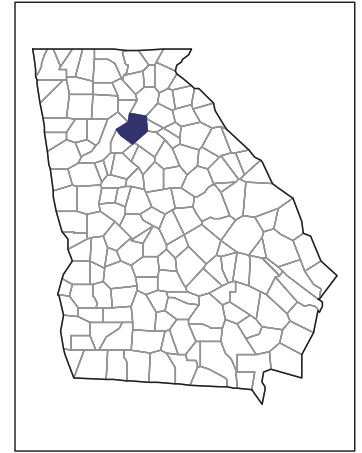
[www.agcensus.usda.gov](http://www.agcensus.usda.gov)



# 2007 CENSUS OF AGRICULTURE

## Gwinnett County – Georgia

### Farms with Native Hawaiian or Other Pacific Islander Operators Compared with All Farms



Data are not available at this geographic level for farms with Native Hawaiian or Other Pacific Islander operators.



United States Department of Agriculture  
National Agricultural Statistics Service

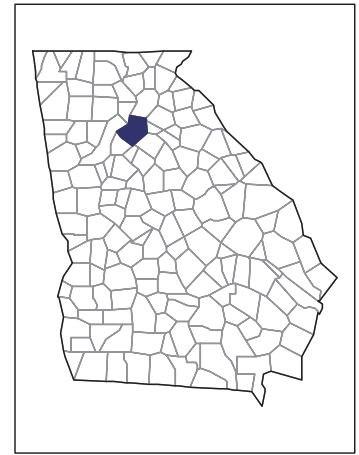
[www.agcensus.usda.gov](http://www.agcensus.usda.gov)



# 2007 CENSUS *OF* AGRICULTURE

**Gwinnett County – Georgia**

**Farms with White Operators  
Compared with All Farms**



**Data are not available at this geographic level for farms with White operators.**



United States Department of Agriculture  
National Agricultural Statistics Service

[www.agcensus.usda.gov](http://www.agcensus.usda.gov)

