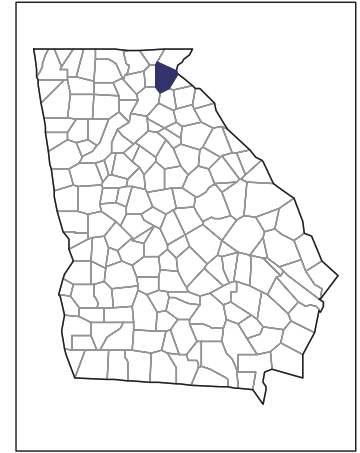


2007 CENSUS OF AGRICULTURE



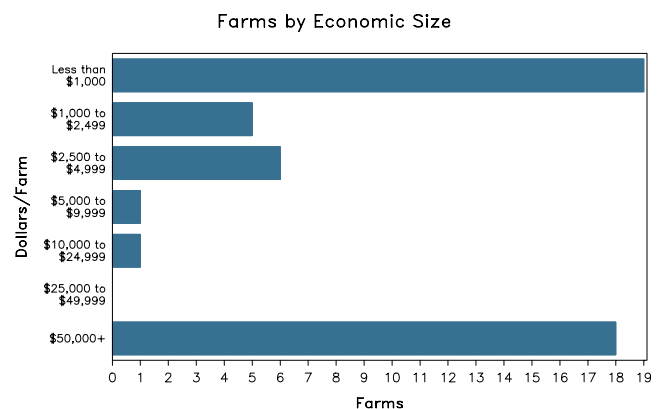
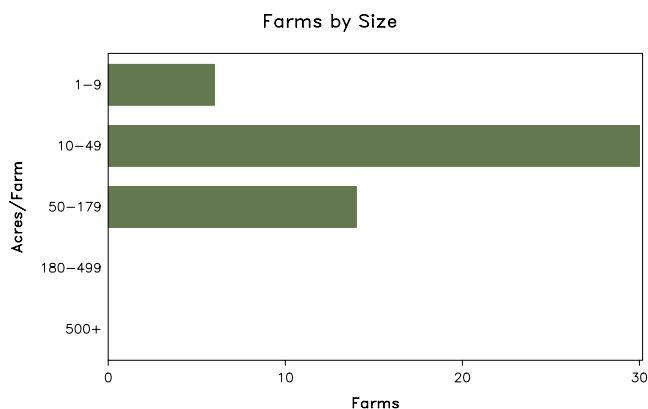
Habersham County – Georgia

Farms with Women Principal Operators Compared with All Farms

	Women Principal Operators	All Farms
Number of Farms	50	372
Land in Farms	1,770 acres	29,293 acres
Average Size of Farm	35 acres	79 acres
Market Value of Products Sold	\$7,808,000	\$101,307,000
Crop Sales	\$1,000	\$838,000
Livestock Sales	\$7,807,000	\$100,468,000
Average Per Farm	\$156,163	\$272,329
Government Payments	(D)	\$90,000
Average Per Farm Receiving Payments	(D)	\$3,459

See footnotes on reverse page.

Farms with Women Principal Operators



2007 CENSUS OF AGRICULTURE

Habersham County – Georgia Farms with Women Principal Operators

Selected Highlights

Item	Farms	Quantity
MARKET VALUE OF AGRICULTURAL PRODUCTS SOLD (\$1,000)		
Total value of agricultural products sold	50	7,808
Value of crops including nursery and greenhouse	5	1
Value of livestock, poultry, and their products	39	7,807
VALUE OF SALES BY COMMODITY GROUP (\$1,000)		
Grains, oilseeds, dry beans, and dry peas	-	-
Tobacco	-	-
Cotton and cottonseed	-	-
Vegetables, melons, potatoes and sweet potatoes	3	(D)
Fruits, tree nuts, and berries	-	-
Nursery, greenhouse, floriculture, and sod	-	-
Cut Christmas trees and short rotation woody crops	-	-
Other crops and hay	2	(D)
Poultry and eggs	21	7,734
Cattle and calves	14	60
Milk and other dairy products from cows	1	(D)
Hogs and pigs	-	-
Sheep, goats, and their products	5	2
Horses, ponies, mules, burros, and donkeys	2	(D)
Aquaculture	-	-
Other animals and other animal products	-	-
TOP CROP ITEMS (acres)		
Forage - land used for all hay and haylage, grass silage, and greenchop	10	201
Vegetables harvested for sale	3	1
Herbs, fresh cut	3	(Z)
Lettuce, all	3	(D)
Tomatoes in the open	3	(Z)
TOP LIVESTOCK INVENTORY ITEMS (number)		
Broilers and other meat-type chickens	12	479,928
Layers	8	65,525
Cattle and calves	21	267
Goats, all	5	133
Horses and ponies	13	60

Operator Characteristics

Item	Quantity
Primary occupation:	
Farming	20
Other	30
Days worked off farm:	
None	13
Any	37
Years on present farm:	
2 years or less	4
3 to 4 years	9
5 to 9 years	5
10 years or more	32
Age group:	
Under 45 years	4
45 to 64 years	30
65 years and over	16
Average age of principal operator (years)	57.4

Economic Characteristics

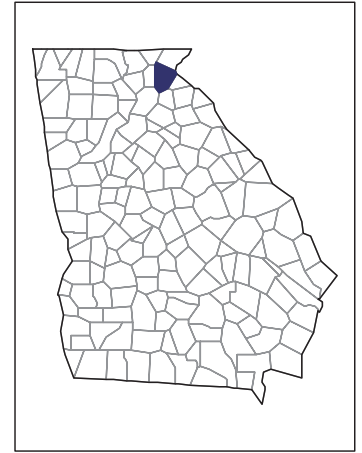
Item	Quantity
Farms by value of sales:	
Less than \$1,000	21
\$1,000 to \$2,499	3
\$2,500 to \$4,999	6
\$5,000 to \$9,999	1
\$10,000 to \$49,999	1
\$50,000 to \$99,999	2
\$100,000 to \$249,999	7
\$250,000 to \$499,999	3
\$500,000 or more	6
Total farm production expenses (\$1,000)	6,145
Average per farm (\$)	122,909
Net cash farm income of operation (\$1,000)	1,679
Average per farm (\$)	33,585
Value of agricultural products sold directly to individuals for human consumption (\$1,000)	-
Total organic product sales (\$1,000)	-
Total income from farm-related sources, gross before taxes and expenses (\$1,000)	15

See "Census of Agriculture, Volume 1, Geographic Area Series" for complete footnotes, explanations, definitions, and methodology.
(D) Cannot be disclosed. (Z) Less than half of the unit shown.

2007 CENSUS *OF* AGRICULTURE

Habersham County – Georgia

Farms with Spanish, Hispanic, or Latino Operators Compared with All Farms



Data are not available at this geographic level for farms with Spanish, Hispanic, or Latino operators.



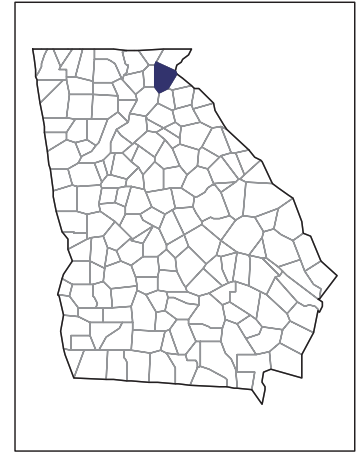
United States Department of Agriculture
National Agricultural Statistics Service

www.agcensus.usda.gov

2007 CENSUS OF AGRICULTURE

Habersham County – Georgia

Farms with American Indian or Alaska Native Operators Compared with All Farms



Data are not available at this geographic level for farms with American Indian or Alaska Native operators.



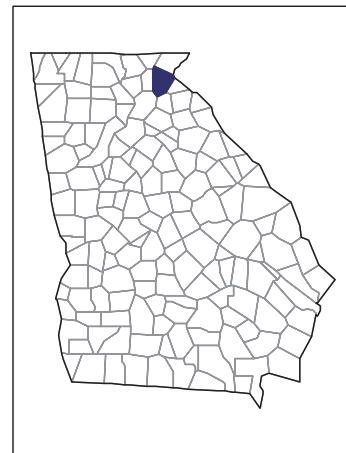
United States Department of Agriculture
National Agricultural Statistics Service

www.agcensus.usda.gov

2007 CENSUS OF AGRICULTURE

Habersham County – Georgia

**Farms with Asian Operators
Compared with All Farms**



Data are not available at this geographic level for farms with Asian operators.



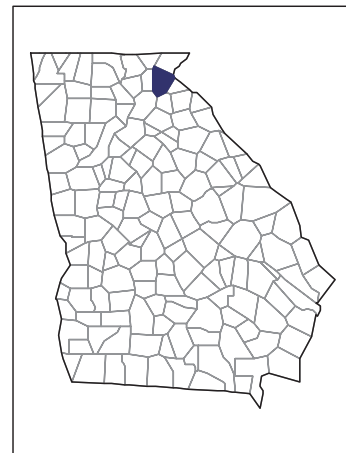
United States Department of Agriculture
National Agricultural Statistics Service

www.agcensus.usda.gov

2007 CENSUS OF AGRICULTURE

Habersham County – Georgia

Farms with Black or African American Operators Compared with All Farms



Data are not available at this geographic level for farms with Black or African American operators.



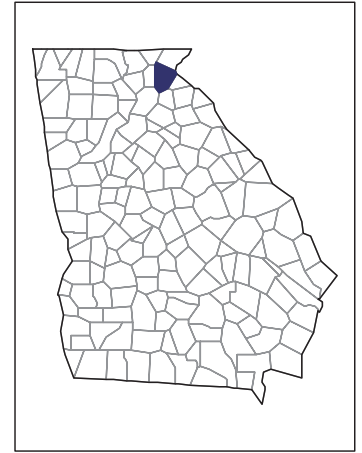
United States Department of Agriculture
National Agricultural Statistics Service

www.agcensus.usda.gov

2007 CENSUS OF AGRICULTURE

Habersham County – Georgia

Farms with Native Hawaiian or Other Pacific Islander Operators Compared with All Farms



Data are not available at this geographic level for farms with Native Hawaiian or Other Pacific Islander operators.



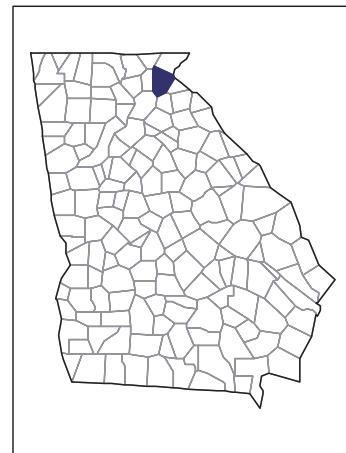
United States Department of Agriculture
National Agricultural Statistics Service

www.agcensus.usda.gov

2007 CENSUS OF AGRICULTURE

Habersham County – Georgia

**Farms with White Operators
Compared with All Farms**



Data are not available at this geographic level for farms with White operators.



United States Department of Agriculture
National Agricultural Statistics Service

www.agcensus.usda.gov

