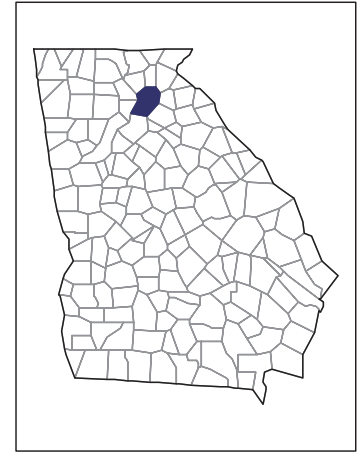


2007 CENSUS OF AGRICULTURE



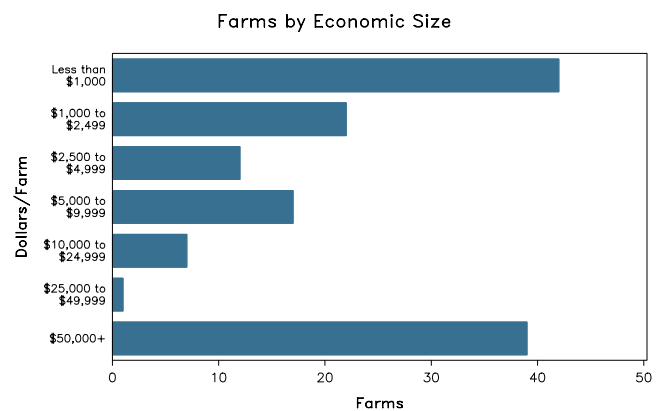
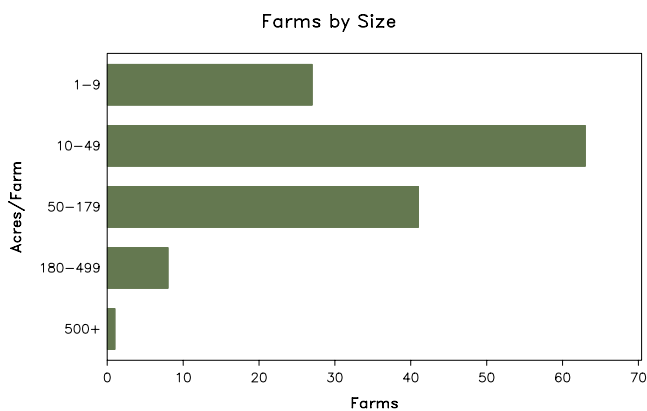
Hall County – Georgia

Farms with Women Principal Operators Compared with All Farms

	Women Principal Operators	All Farms
Number of Farms	140	799
Land in Farms	7,724 acres	57,292 acres
Average Size of Farm	55 acres	72 acres
Market Value of Products Sold	\$15,236,000	\$181,527,000
Crop Sales	\$71,000	\$1,168,000
Livestock Sales	\$15,165,000	\$180,358,000
Average Per Farm	\$108,829	\$227,192
Government Payments	\$8,000	\$213,000
Average Per Farm Receiving Payments	\$803	\$2,364

See footnotes on reverse page.

Farms with Women Principal Operators



2007 CENSUS OF AGRICULTURE

Hall County – Georgia Farms with Women Principal Operators

Selected Highlights

Item	Farms	Quantity
MARKET VALUE OF AGRICULTURAL PRODUCTS SOLD (\$1,000)		
Total value of agricultural products sold	140	15,236
Value of crops including nursery and greenhouse	26	71
Value of livestock, poultry, and their products	86	15,165
VALUE OF SALES BY COMMODITY GROUP (\$1,000)		
Grains, oilseeds, dry beans, and dry peas	3	(D)
Tobacco	-	-
Cotton and cottonseed	-	-
Vegetables, melons, potatoes and sweet potatoes	1	(D)
Fruits, tree nuts, and berries	1	(D)
Nursery, greenhouse, floriculture, and sod	5	16
Cut Christmas trees and short rotation woody crops	-	-
Other crops and hay	18	40
Poultry and eggs	41	(D)
Cattle and calves	48	404
Milk and other dairy products from cows	6	(D)
Hogs and pigs	-	-
Sheep, goats, and their products	2	(D)
Horses, ponies, mules, burros, and donkeys	14	200
Aquaculture	2	(D)
Other animals and other animal products	1	(D)
TOP CROP ITEMS (acres)		
Forage - land used for all hay and haylage, grass silage, and greenchop	57	869
Rye for grain	3	(D)
Floriculture crops, total	2	(D)
Land in berries	1	(D)
Apples	1	(D)
TOP LIVESTOCK INVENTORY ITEMS (number)		
Broilers and other meat-type chickens	25	640,000
Layers	15	55,808
Cattle and calves	66	1,275
Goats, all	6	(D)
Horses and ponies	52	356

Operator Characteristics

Item	Quantity
Primary occupation:	
Farming	63
Other	77
Days worked off farm:	
None	65
Any	75
Years on present farm:	
2 years or less	4
3 to 4 years	11
5 to 9 years	16
10 years or more	109
Age group:	
Under 45 years	12
45 to 64 years	86
65 years and over	42
Average age of principal operator (years)	58.2

Economic Characteristics

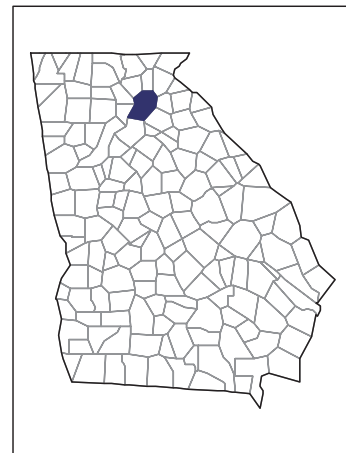
Item	Quantity
Farms by value of sales:	
Less than \$1,000	42
\$1,000 to \$2,499	23
\$2,500 to \$4,999	12
\$5,000 to \$9,999	16
\$10,000 to \$49,999	8
\$50,000 to \$99,999	4
\$100,000 to \$249,999	27
\$250,000 to \$499,999	3
\$500,000 or more	5
Total farm production expenses (\$1,000)	12,112
Average per farm (\$)	86,511
Net cash farm income of operation (\$1,000)	3,523
Average per farm (\$)	25,162
Value of agricultural products sold directly to individuals for human consumption (\$1,000)	(D)
Total organic product sales (\$1,000)	-
Total income from farm-related sources, gross before taxes and expenses (\$1,000)	390

See "Census of Agriculture, Volume 1, Geographic Area Series" for complete footnotes, explanations, definitions, and methodology.
(D) Cannot be disclosed. (Z) Less than half of the unit shown.

2007 CENSUS OF AGRICULTURE

Hall County – Georgia

Farms with Spanish, Hispanic, or Latino Operators Compared with All Farms



Data are not available at this geographic level for farms with Spanish, Hispanic, or Latino operators.



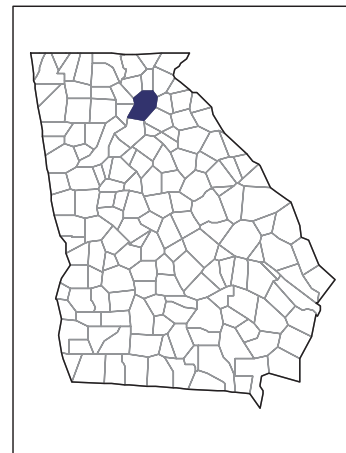
United States Department of Agriculture
National Agricultural Statistics Service

www.agcensus.usda.gov

2007 CENSUS *OF* AGRICULTURE

Hall County – Georgia

Farms with American Indian or Alaska Native Operators Compared with All Farms



Data are not available at this geographic level for farms with American Indian or Alaska Native operators.



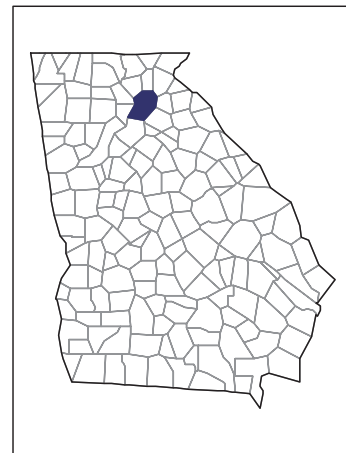
United States Department of Agriculture
National Agricultural Statistics Service

www.agcensus.usda.gov

2007 CENSUS *OF* AGRICULTURE

Hall County – Georgia

Farms with Asian Operators
Compared with All Farms



Data are not available at this geographic level for farms with Asian operators.



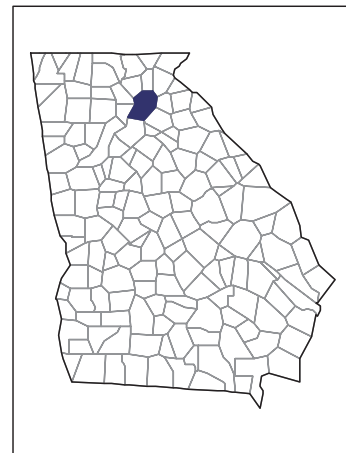
United States Department of Agriculture
National Agricultural Statistics Service

www.agcensus.usda.gov

2007 CENSUS *OF* AGRICULTURE

Hall County – Georgia

Farms with Black or African American
Operators Compared with All Farms



Data are not available at this geographic level for farms with Black or African American operators.



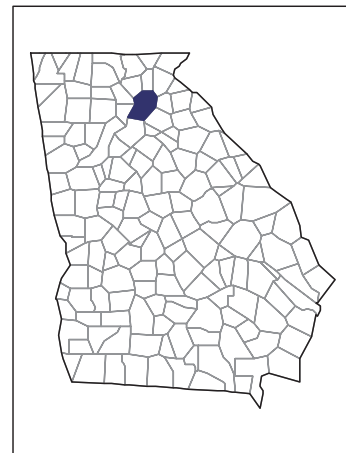
United States Department of Agriculture
National Agricultural Statistics Service

www.agcensus.usda.gov

2007 CENSUS OF AGRICULTURE

Hall County – Georgia

Farms with Native Hawaiian or Other Pacific Islander Operators Compared with All Farms



Data are not available at this geographic level for farms with Native Hawaiian or Other Pacific Islander operators.



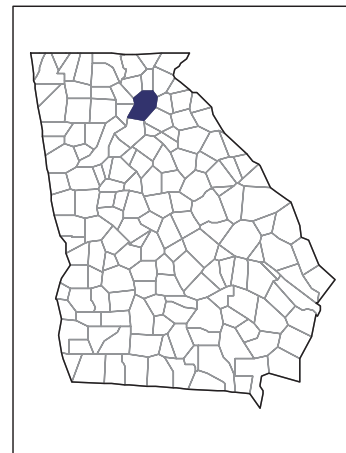
United States Department of Agriculture
National Agricultural Statistics Service

www.agcensus.usda.gov

2007 CENSUS *OF* **AGRICULTURE**

Hall County – Georgia

**Farms with White Operators
Compared with All Farms**



Data are not available at this geographic level for farms with White operators.



United States Department of Agriculture
National Agricultural Statistics Service

www.agcensus.usda.gov

