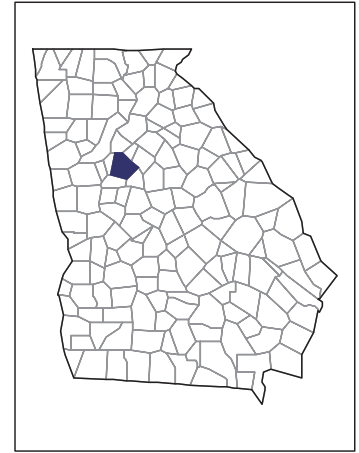


2007 CENSUS OF AGRICULTURE



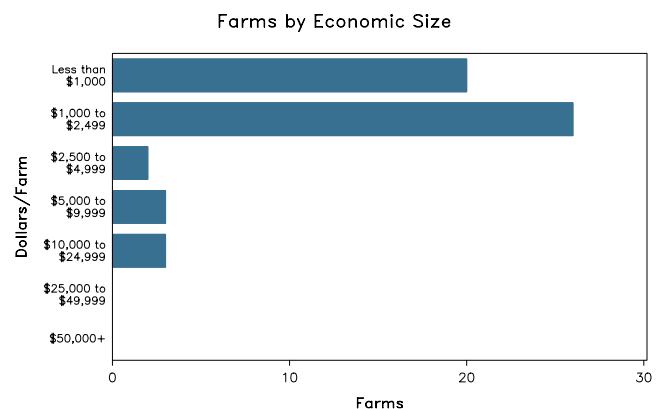
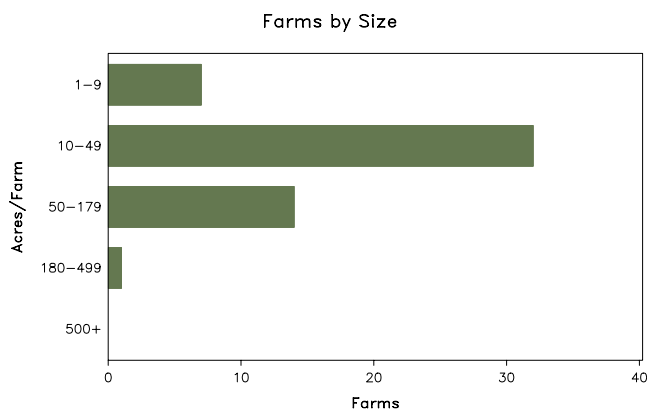
Henry County – Georgia

Farms with Women Principal Operators Compared with All Farms

	Women Principal Operators	All Farms
Number of Farms	54	298
Land in Farms	1,754 acres	23,533 acres
Average Size of Farm	32 acres	79 acres
Market Value of Products Sold	\$113,000	\$5,326,000
Crop Sales	\$50,000	\$3,762,000
Livestock Sales	\$63,000	\$1,564,000
Average Per Farm	\$2,099	\$17,873
Government Payments	(D)	\$145,000
Average Per Farm Receiving Payments	(D)	\$4,272

See footnotes on reverse page.

Farms with Women Principal Operators



2007 CENSUS OF AGRICULTURE

Henry County – Georgia Farms with Women Principal Operators

Selected Highlights

Item	Farms	Quantity
MARKET VALUE OF AGRICULTURAL PRODUCTS SOLD (\$1,000)		
Total value of agricultural products sold	54	113
Value of crops including nursery and greenhouse	10	50
Value of livestock, poultry, and their products	33	63
VALUE OF SALES BY COMMODITY GROUP (\$1,000)		
Grains, oilseeds, dry beans, and dry peas	2	(D)
Tobacco	-	-
Cotton and cottonseed	-	-
Vegetables, melons, potatoes and sweet potatoes	2	(D)
Fruits, tree nuts, and berries	3	31
Nursery, greenhouse, floriculture, and sod	-	-
Cut Christmas trees and short rotation woody crops	-	-
Other crops and hay	3	19
Poultry and eggs	6	(D)
Cattle and calves	14	42
Milk and other dairy products from cows	-	-
Hogs and pigs	-	-
Sheep, goats, and their products	5	4
Horses, ponies, mules, burros, and donkeys	12	13
Aquaculture	-	-
Other animals and other animal products	2	(D)
TOP CROP ITEMS (acres)		
Forage - land used for all hay and haylage, grass silage, and greenchop	9	254
Corn for grain	2	(D)
Vegetables harvested for sale	3	3
Land in berries	3	3
Grapes	2	(D)
TOP LIVESTOCK INVENTORY ITEMS (number)		
Layers	4	496
Horses and ponies	27	224
Broilers and other meat-type chickens	2	(D)
Cattle and calves	10	129
Goats, all	9	102

Operator Characteristics

Item	Quantity
Primary occupation:	
Farming	36
Other	18
Days worked off farm:	
None	31
Any	23
Years on present farm:	
2 years or less	6
3 to 4 years	-
5 to 9 years	8
10 years or more	40
Age group:	
Under 45 years	9
45 to 64 years	23
65 years and over	22
Average age of principal operator (years)	59.4

Economic Characteristics

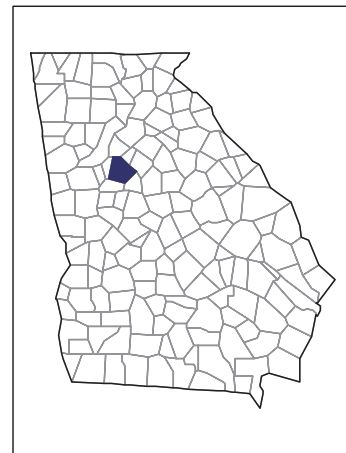
Item	Quantity
Farms by value of sales:	
Less than \$1,000	20
\$1,000 to \$2,499	26
\$2,500 to \$4,999	2
\$5,000 to \$9,999	3
\$10,000 to \$49,999	3
\$50,000 to \$99,999	-
\$100,000 to \$249,999	-
\$250,000 to \$499,999	-
\$500,000 or more	-
Total farm production expenses (\$1,000)	1,088
Average per farm (\$)	20,144
Net cash farm income of operation (\$1,000)	-770
Average per farm (\$)	-14,250
Value of agricultural products sold directly to individuals for human consumption (\$1,000)	(D)
Total organic product sales (\$1,000)	-
Total income from farm-related sources, gross before taxes and expenses (\$1,000)	204

See "Census of Agriculture, Volume 1, Geographic Area Series" for complete footnotes, explanations, definitions, and methodology.
(D) Cannot be disclosed. (Z) Less than half of the unit shown.

2007 CENSUS OF AGRICULTURE

Henry County – Georgia

Farms with Spanish, Hispanic, or Latino Operators Compared with All Farms



Data are not available at this geographic level for farms with Spanish, Hispanic, or Latino operators.



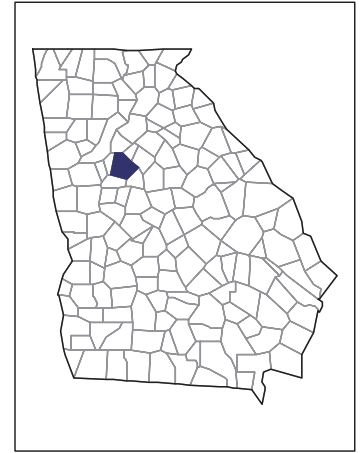
United States Department of Agriculture
National Agricultural Statistics Service

www.agcensus.usda.gov

2007 CENSUS *OF* AGRICULTURE

Henry County – Georgia

Farms with American Indian or Alaska Native Operators Compared with All Farms



Data are not available at this geographic level for farms with American Indian or Alaska Native operators.



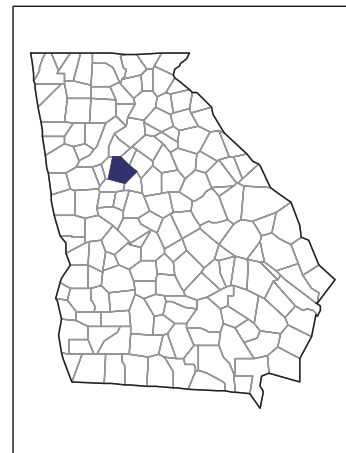
United States Department of Agriculture
National Agricultural Statistics Service

www.agcensus.usda.gov

2007 CENSUS OF AGRICULTURE

Henry County – Georgia

Farms with Asian Operators
Compared with All Farms



Data are not available at this geographic level for farms with Asian operators.



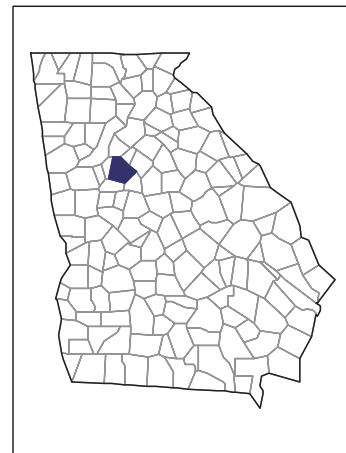
United States Department of Agriculture
National Agricultural Statistics Service

www.agcensus.usda.gov

2007 CENSUS OF AGRICULTURE

Henry County – Georgia

Farms with Black or African American Operators Compared with All Farms



Data are not available at this geographic level for farms with Black or African American operators.



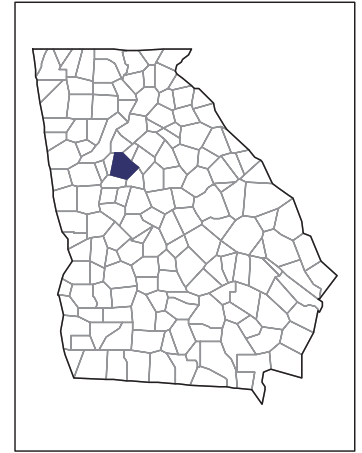
United States Department of Agriculture
National Agricultural Statistics Service

www.agcensus.usda.gov

2007 CENSUS *OF* AGRICULTURE

Henry County – Georgia

Farms with Native Hawaiian or Other Pacific Islander Operators Compared with All Farms



Data are not available at this geographic level for farms with Native Hawaiian or Other Pacific Islander operators.



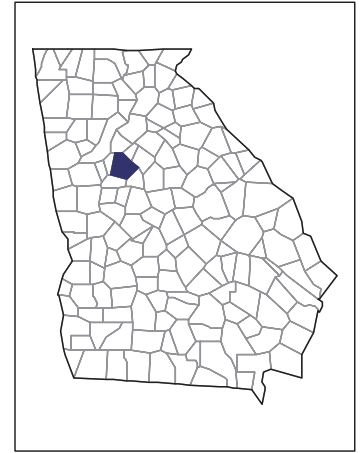
United States Department of Agriculture
National Agricultural Statistics Service

www.agcensus.usda.gov

2007 CENSUS *OF* AGRICULTURE

Henry County – Georgia

**Farms with White Operators
Compared with All Farms**



Data are not available at this geographic level for farms with White operators.



United States Department of Agriculture
National Agricultural Statistics Service

www.agcensus.usda.gov

