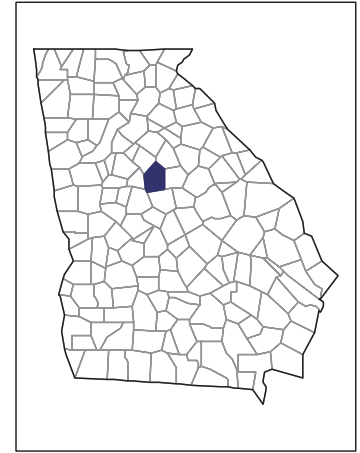


2007 CENSUS OF AGRICULTURE



Jasper County – Georgia

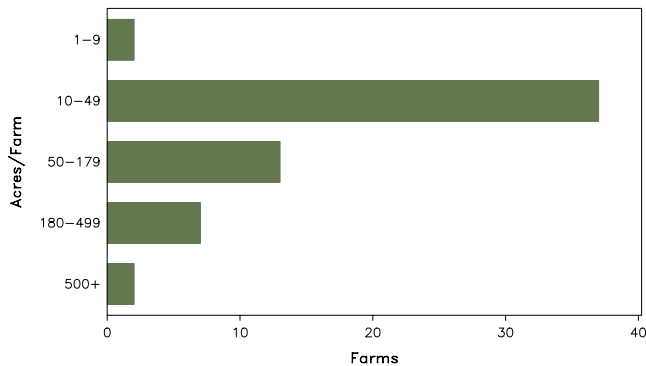
Farms with Women Principal Operators Compared with All Farms

	Women Principal Operators	All Farms
Number of Farms	61	333
Land in Farms	7,377 acres	56,414 acres
Average Size of Farm	121 acres	169 acres
Market Value of Products Sold	\$539,000	\$20,756,000
Crop Sales	\$63,000	\$638,000
Livestock Sales	\$476,000	\$20,118,000
Average Per Farm	\$8,832	\$62,329
Government Payments	\$11,000	\$75,000
Average Per Farm Receiving Payments	\$1,617	\$1,779

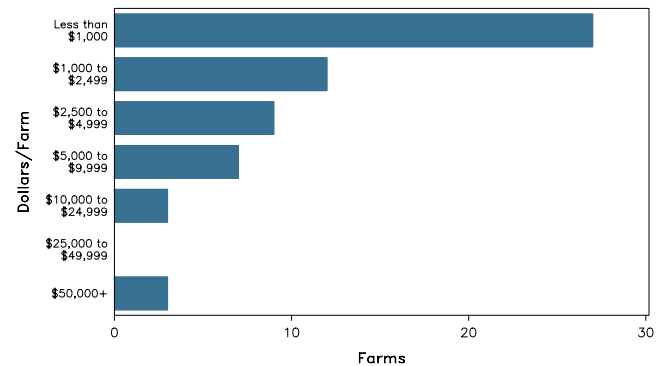
See footnotes on reverse page.

Farms with Women Principal Operators

Farms by Size



Farms by Economic Size



2007 CENSUS OF AGRICULTURE

Jasper County – Georgia Farms with Women Principal Operators

Selected Highlights

Item	Farms	Quantity
MARKET VALUE OF AGRICULTURAL PRODUCTS SOLD (\$1,000)		
Total value of agricultural products sold	61	539
Value of crops including nursery and greenhouse	13	63
Value of livestock, poultry, and their products	32	476
VALUE OF SALES BY COMMODITY GROUP (\$1,000)		
Grains, oilseeds, dry beans, and dry peas	-	-
Tobacco	-	-
Cotton and cottonseed	-	-
Vegetables, melons, potatoes and sweet potatoes	1	(D)
Fruits, tree nuts, and berries	4	30
Nursery, greenhouse, floriculture, and sod	1	(D)
Cut Christmas trees and short rotation woody crops	-	-
Other crops and hay	8	(D)
Poultry and eggs	10	(D)
Cattle and calves	16	(D)
Milk and other dairy products from cows	-	-
Hogs and pigs	-	-
Sheep, goats, and their products	4	4
Horses, ponies, mules, burros, and donkeys	9	168
Aquaculture	-	-
Other animals and other animal products	1	(D)
TOP CROP ITEMS (acres)		
Forage - land used for all hay and haylage, grass silage, and greenchop	19	392
Pecans, all	4	(D)
Vegetables harvested for sale	1	(D)
Sweet corn	1	(D)
Watermelons	1	(D)
TOP LIVESTOCK INVENTORY ITEMS (number)		
Pullets for laying flock replacement	1	(D)
Cattle and calves	26	385
Horses and ponies	26	201
Layers	4	(D)
Goats, all	7	68

Operator Characteristics

Item	Quantity
Primary occupation:	
Farming	19
Other	42
Days worked off farm:	
None	18
Any	43
Years on present farm:	
2 years or less	1
3 to 4 years	3
5 to 9 years	16
10 years or more	41
Age group:	
Under 45 years	21
45 to 64 years	25
65 years and over	15
Average age of principal operator (years)	51.4

Economic Characteristics

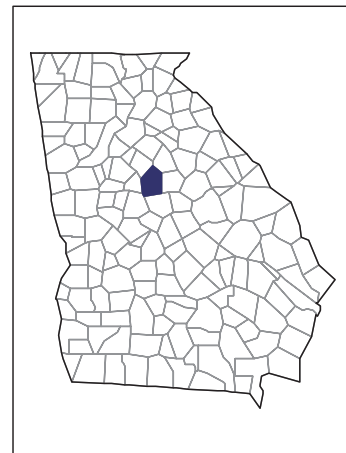
Item	Quantity
Farms by value of sales:	
Less than \$1,000	29
\$1,000 to \$2,499	11
\$2,500 to \$4,999	9
\$5,000 to \$9,999	6
\$10,000 to \$49,999	3
\$50,000 to \$99,999	2
\$100,000 to \$249,999	1
\$250,000 to \$499,999	-
\$500,000 or more	-
Total farm production expenses (\$1,000)	1,106
Average per farm (\$)	18,126
Net cash farm income of operation (\$1,000)	-495
Average per farm (\$)	-8,109
Value of agricultural products sold directly to individuals for human consumption (\$1,000)	(D)
Total organic product sales (\$1,000)	-
Total income from farm-related sources, gross before taxes and expenses (\$1,000)	(D)

See "Census of Agriculture, Volume 1, Geographic Area Series" for complete footnotes, explanations, definitions, and methodology.
(D) Cannot be disclosed. (Z) Less than half of the unit shown.

2007 CENSUS *OF* AGRICULTURE

Jasper County – Georgia

Farms with Spanish, Hispanic, or Latino Operators Compared with All Farms



Data are not available at this geographic level for farms with Spanish, Hispanic, or Latino operators.



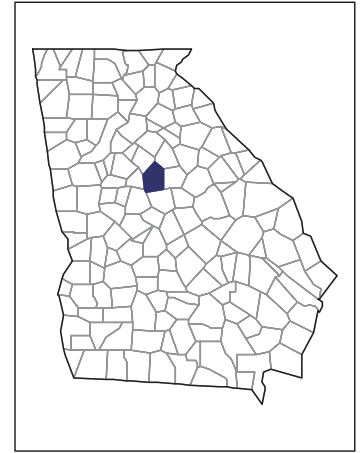
United States Department of Agriculture
National Agricultural Statistics Service

www.agcensus.usda.gov

2007 CENSUS *OF* AGRICULTURE

Jasper County – Georgia

Farms with American Indian or Alaska Native Operators Compared with All Farms



Data are not available at this geographic level for farms with American Indian or Alaska Native operators.



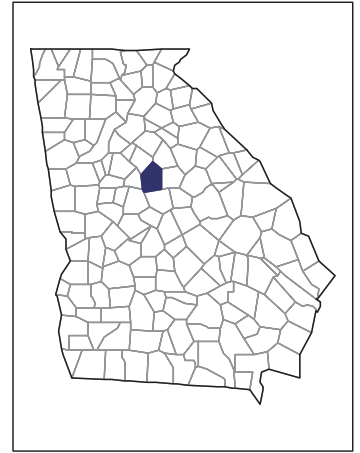
United States Department of Agriculture
National Agricultural Statistics Service

www.agcensus.usda.gov

2007 CENSUS *OF* AGRICULTURE

Jasper County – Georgia

**Farms with Asian Operators
Compared with All Farms**



Data are not available at this geographic level for farms with Asian operators.



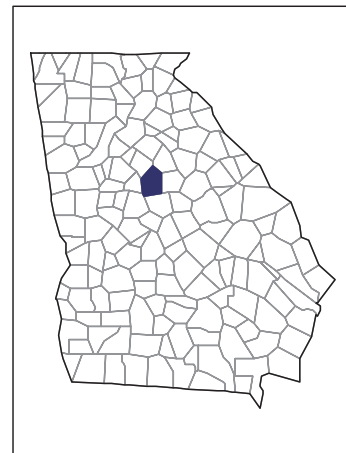
United States Department of Agriculture
National Agricultural Statistics Service

www.agcensus.usda.gov

2007 CENSUS OF AGRICULTURE

Jasper County – Georgia

Farms with Black or African American Operators Compared with All Farms



Data are not available at this geographic level for farms with Black or African American operators.



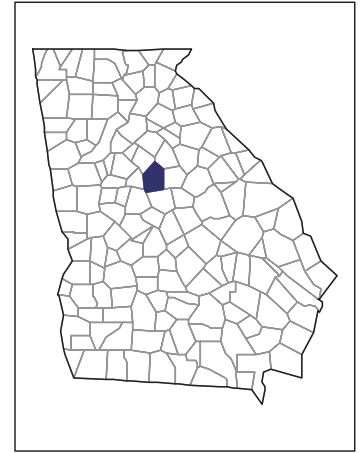
United States Department of Agriculture
National Agricultural Statistics Service

www.agcensus.usda.gov

2007 CENSUS OF AGRICULTURE

Jasper County – Georgia

Farms with Native Hawaiian or Other Pacific Islander Operators Compared with All Farms



Data are not available at this geographic level for farms with Native Hawaiian or Other Pacific Islander operators.



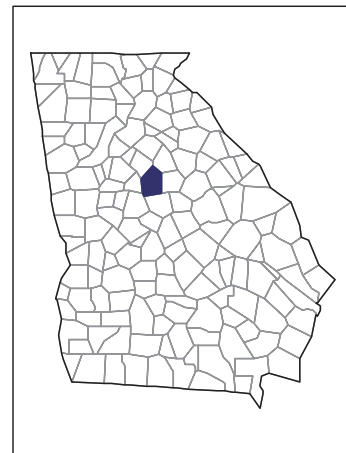
United States Department of Agriculture
National Agricultural Statistics Service

www.agcensus.usda.gov

2007 CENSUS OF AGRICULTURE

Jasper County – Georgia

**Farms with White Operators
Compared with All Farms**



Data are not available at this geographic level for farms with White operators.



United States Department of Agriculture
National Agricultural Statistics Service

www.agcensus.usda.gov

