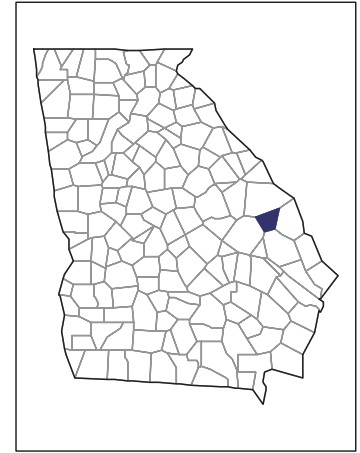


# 2007 CENSUS OF AGRICULTURE



## Jenkins County – Georgia

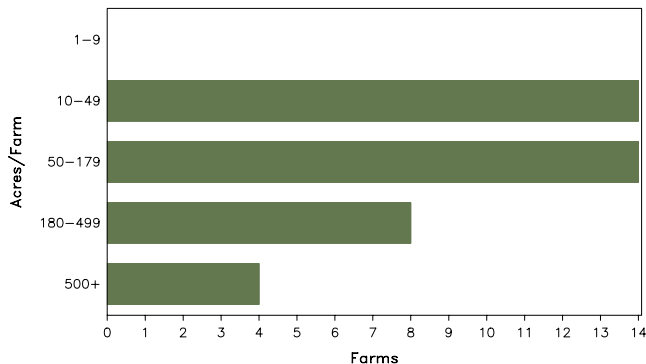
### Farms with Women Principal Operators Compared with All Farms

	Women Principal Operators	All Farms
<b>Number of Farms</b>	40	247
<b>Land in Farms</b>	9,434 acres	84,730 acres
<b>Average Size of Farm</b>	236 acres	343 acres
<b>Market Value of Products Sold</b>	\$69,000	\$14,763,000
Crop Sales	\$23,000	\$11,178,000
Livestock Sales	\$45,000	\$3,585,000
Average Per Farm	\$1,720	\$59,769
<b>Government Payments</b>	\$31,000	\$1,669,000
Average Per Farm Receiving Payments	\$1,574	\$13,243

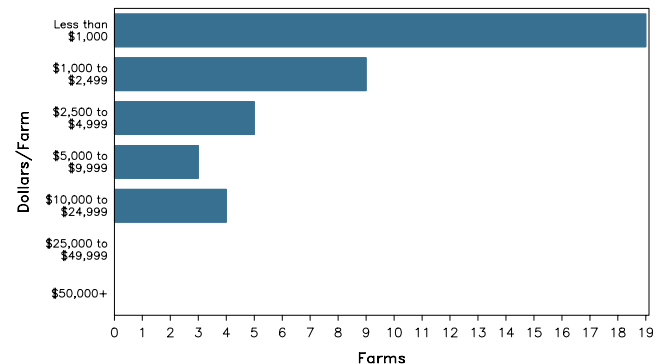
See footnotes on reverse page.

### Farms with Women Principal Operators

Farms by Size



Farms by Economic Size



# 2007 CENSUS OF AGRICULTURE

## Jenkins County – Georgia Farms with Women Principal Operators

### Selected Highlights

Item	Farms	Quantity
<b>MARKET VALUE OF AGRICULTURAL PRODUCTS SOLD (\$1,000)</b>		
Total value of agricultural products sold	40	69
Value of crops including nursery and greenhouse	8	23
Value of livestock, poultry, and their products	14	45
<b>VALUE OF SALES BY COMMODITY GROUP (\$1,000)</b>		
Grains, oilseeds, dry beans, and dry peas	2	(D)
Tobacco	-	-
Cotton and cottonseed	2	(D)
Vegetables, melons, potatoes and sweet potatoes	-	-
Fruits, tree nuts, and berries	2	(D)
Nursery, greenhouse, floriculture, and sod	-	-
Cut Christmas trees and short rotation woody crops	-	-
Other crops and hay	2	(D)
Poultry and eggs	-	-
Cattle and calves	8	42
Milk and other dairy products from cows	-	-
Hogs and pigs	-	-
Sheep, goats, and their products	2	(D)
Horses, ponies, mules, burros, and donkeys	4	(D)
Aquaculture	-	-
Other animals and other animal products	-	-
<b>TOP CROP ITEMS (acres)</b>		
Forage - land used for all hay and haylage, grass silage, and greenchop	14	205
Cotton, all	2	(D)
Corn for grain	2	(D)
Pecans, all	2	(D)
<b>TOP LIVESTOCK INVENTORY ITEMS (number)</b>		
Cattle and calves	16	207
Goats, all	4	90
Horses and ponies	10	17
Mules, burros, and donkeys	1	(D)

### Operator Characteristics

Item	Quantity
Primary occupation:	
Farming	4
Other	36
Days worked off farm:	
None	23
Any	17
Years on present farm:	
2 years or less	2
3 to 4 years	2
5 to 9 years	8
10 years or more	28
Age group:	
Under 45 years	2
45 to 64 years	13
65 years and over	25
Average age of principal operator (years)	65.5

### Economic Characteristics

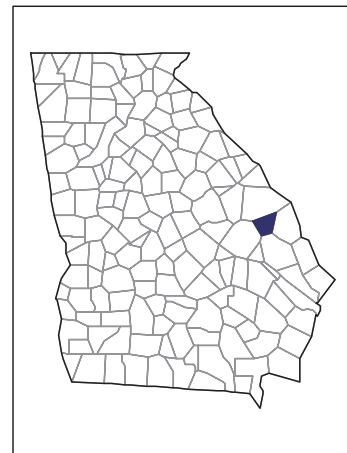
Item	Quantity
Farms by value of sales:	
Less than \$1,000	33
\$1,000 to \$2,499	-
\$2,500 to \$4,999	-
\$5,000 to \$9,999	3
\$10,000 to \$49,999	4
\$50,000 to \$99,999	-
\$100,000 to \$249,999	-
\$250,000 to \$499,999	-
\$500,000 or more	-
Total farm production expenses (\$1,000)	382
Average per farm (\$)	9,547
Net cash farm income of operation (\$1,000)	7
Average per farm (\$)	164
Value of agricultural products sold directly to individuals for human consumption (\$1,000)	(D)
Total organic product sales (\$1,000)	-
Total income from farm-related sources, gross before taxes and expenses (\$1,000)	288

See "Census of Agriculture, Volume 1, Geographic Area Series" for complete footnotes, explanations, definitions, and methodology.  
(D) Cannot be disclosed. (Z) Less than half of the unit shown.

# 2007 CENSUS *OF* AGRICULTURE

## Jenkins County – Georgia

### Farms with Spanish, Hispanic, or Latino Operators Compared with All Farms



Data are not available at this geographic level for farms with Spanish, Hispanic, or Latino operators.



United States Department of Agriculture  
National Agricultural Statistics Service

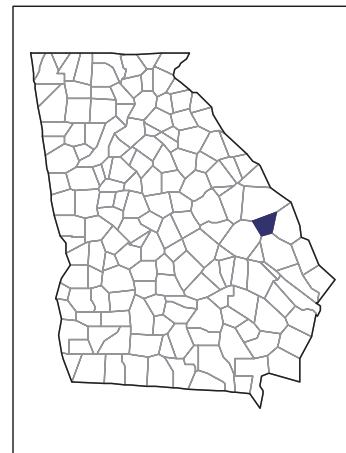
[www.agcensus.usda.gov](http://www.agcensus.usda.gov)



# 2007 CENSUS *OF* AGRICULTURE

## Jenkins County – Georgia

### Farms with American Indian or Alaska Native Operators Compared with All Farms



Data are not available at this geographic level for farms with American Indian or Alaska Native operators.



United States Department of Agriculture  
National Agricultural Statistics Service

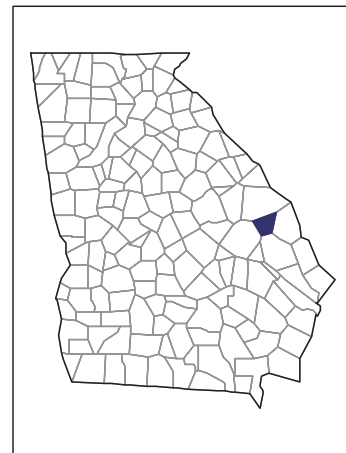
[www.agcensus.usda.gov](http://www.agcensus.usda.gov)



# 2007 CENSUS *OF* AGRICULTURE

**Jenkins County – Georgia**

**Farms with Asian Operators  
Compared with All Farms**



**Data are not available at this geographic level for farms with Asian operators.**



United States Department of Agriculture  
National Agricultural Statistics Service

[www.agcensus.usda.gov](http://www.agcensus.usda.gov)

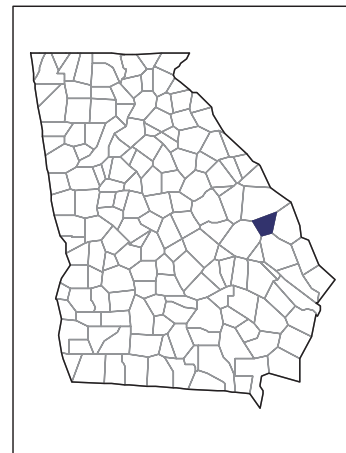




# 2007 CENSUS OF AGRICULTURE

## Jenkins County – Georgia

### Farms with Black or African American Operators Compared with All Farms



Data are not available at this geographic level for farms with Black or African American operators.



United States Department of Agriculture  
National Agricultural Statistics Service

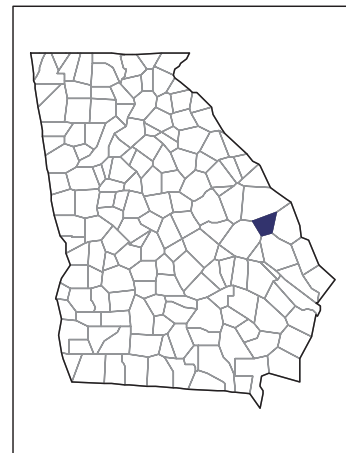
[www.agcensus.usda.gov](http://www.agcensus.usda.gov)



# 2007 CENSUS *OF* AGRICULTURE

## Jenkins County – Georgia

### Farms with Native Hawaiian or Other Pacific Islander Operators Compared with All Farms



Data are not available at this geographic level for farms with Native Hawaiian or Other Pacific Islander operators.



United States Department of Agriculture  
National Agricultural Statistics Service

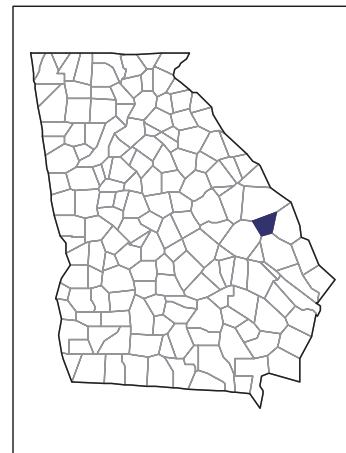
[www.agcensus.usda.gov](http://www.agcensus.usda.gov)



# 2007 CENSUS *OF* AGRICULTURE

**Jenkins County – Georgia**

**Farms with White Operators  
Compared with All Farms**



**Data are not available at this geographic level for farms with White operators.**



United States Department of Agriculture  
National Agricultural Statistics Service

[www.agcensus.usda.gov](http://www.agcensus.usda.gov)

