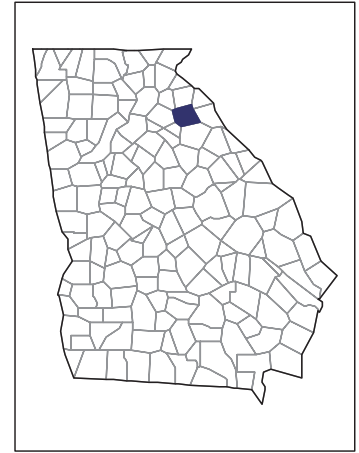


2007 CENSUS OF AGRICULTURE



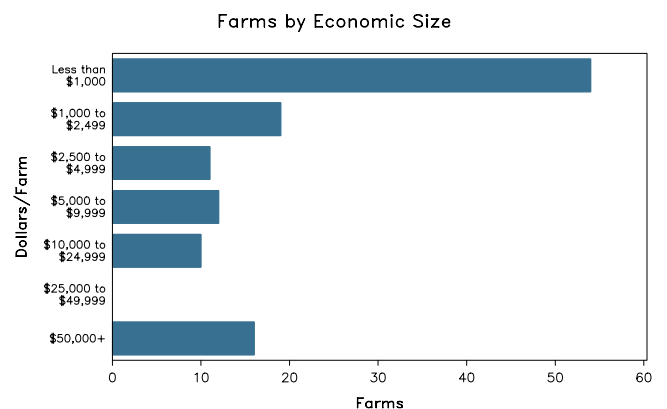
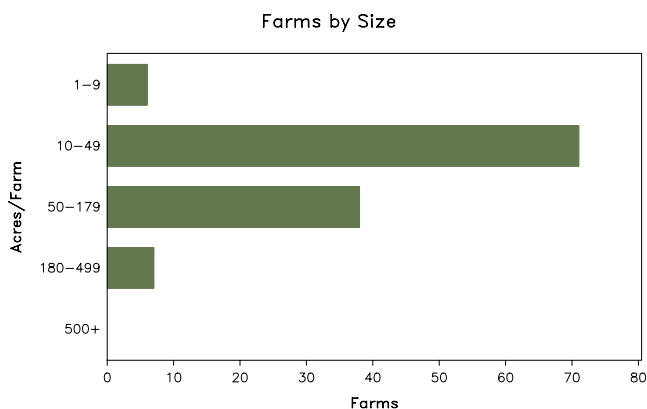
Madison County – Georgia

Farms with Women Principal Operators Compared with All Farms

	Women Principal Operators	All Farms
Number of Farms	122	771
Land in Farms	7,094 acres	76,499 acres
Average Size of Farm	58 acres	99 acres
Market Value of Products Sold	\$12,778,000	\$140,876,000
Crop Sales	\$93,000	\$1,575,000
Livestock Sales	\$12,684,000	\$139,301,000
Average Per Farm	\$104,737	\$182,719
Government Payments	\$14,000	\$289,000
Average Per Farm Receiving Payments	\$1,182	\$2,276

See footnotes on reverse page.

Farms with Women Principal Operators



2007 CENSUS OF AGRICULTURE

Madison County – Georgia Farms with Women Principal Operators

Selected Highlights

Item	Farms	Quantity
MARKET VALUE OF AGRICULTURAL PRODUCTS SOLD (\$1,000)		
Total value of agricultural products sold	122	12,778
Value of crops including nursery and greenhouse	25	93
Value of livestock, poultry, and their products	71	12,684
VALUE OF SALES BY COMMODITY GROUP (\$1,000)		
Grains, oilseeds, dry beans, and dry peas	3	(D)
Tobacco	-	-
Cotton and cottonseed	-	-
Vegetables, melons, potatoes and sweet potatoes	4	41
Fruits, tree nuts, and berries	4	15
Nursery, greenhouse, floriculture, and sod	-	-
Cut Christmas trees and short rotation woody crops	-	-
Other crops and hay	18	(D)
Poultry and eggs	22	(D)
Cattle and calves	36	215
Milk and other dairy products from cows	-	-
Hogs and pigs	3	(D)
Sheep, goats, and their products	13	(D)
Horses, ponies, mules, burros, and donkeys	19	130
Aquaculture	-	-
Other animals and other animal products	2	(D)
TOP CROP ITEMS (acres)		
Forage - land used for all hay and haylage, grass silage, and greenchop	36	979
Soybeans for beans	2	(D)
Sorghum for silage or greenchop	2	(D)
Wheat for grain, all	2	(D)
Corn for grain	1	(D)
TOP LIVESTOCK INVENTORY ITEMS (number)		
Broilers and other meat-type chickens	7	679,000
Pullets for laying flock replacement	2	(D)
Layers	13	48,894
Cattle and calves	46	1,081
Goats, all	26	389

Operator Characteristics

Item	Quantity
Primary occupation:	
Farming	53
Other	69
Days worked off farm:	
None	37
Any	85
Years on present farm:	
2 years or less	6
3 to 4 years	17
5 to 9 years	22
10 years or more	77
Age group:	
Under 45 years	26
45 to 64 years	67
65 years and over	29
Average age of principal operator (years)	55.3

Economic Characteristics

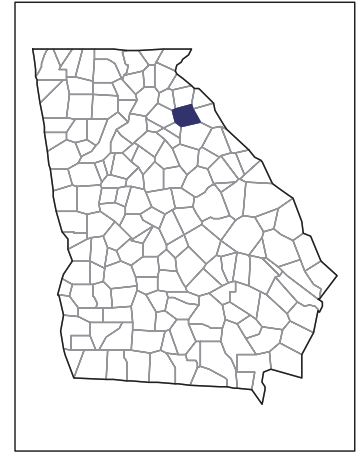
Item	Quantity
Farms by value of sales:	
Less than \$1,000	58
\$1,000 to \$2,499	16
\$2,500 to \$4,999	11
\$5,000 to \$9,999	11
\$10,000 to \$49,999	10
\$50,000 to \$99,999	1
\$100,000 to \$249,999	3
\$250,000 to \$499,999	4
\$500,000 or more	8
Total farm production expenses (\$1,000)	10,402
Average per farm (\$)	85,262
Net cash farm income of operation (\$1,000)	2,471
Average per farm (\$)	20,252
Value of agricultural products sold directly to individuals for human consumption (\$1,000)	58
Total organic product sales (\$1,000)	-
Total income from farm-related sources, gross before taxes and expenses (\$1,000)	81

See "Census of Agriculture, Volume 1, Geographic Area Series" for complete footnotes, explanations, definitions, and methodology.
(D) Cannot be disclosed. (Z) Less than half of the unit shown.

2007 CENSUS *OF* AGRICULTURE

Madison County – Georgia

Farms with Spanish, Hispanic, or Latino Operators Compared with All Farms



Data are not available at this geographic level for farms with Spanish, Hispanic, or Latino operators.



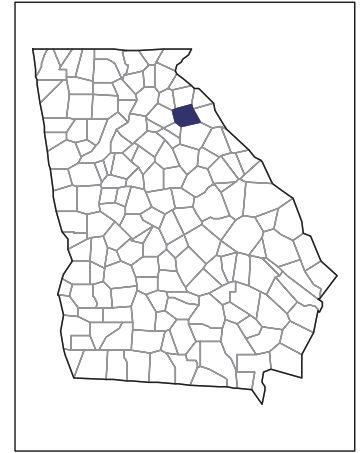
United States Department of Agriculture
National Agricultural Statistics Service

www.agcensus.usda.gov

2007 CENSUS *OF* AGRICULTURE

Madison County – Georgia

Farms with American Indian or Alaska Native Operators Compared with All Farms



Data are not available at this geographic level for farms with American Indian or Alaska Native operators.



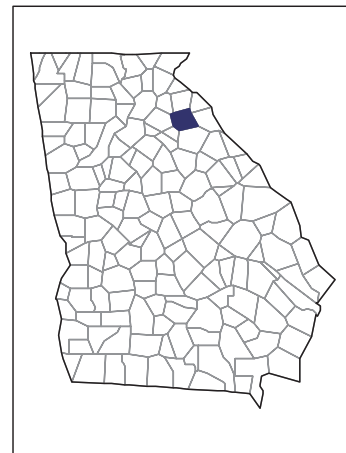
United States Department of Agriculture
National Agricultural Statistics Service

www.agcensus.usda.gov

2007 CENSUS *OF* AGRICULTURE

Madison County – Georgia

**Farms with Asian Operators
Compared with All Farms**



Data are not available at this geographic level for farms with Asian operators.



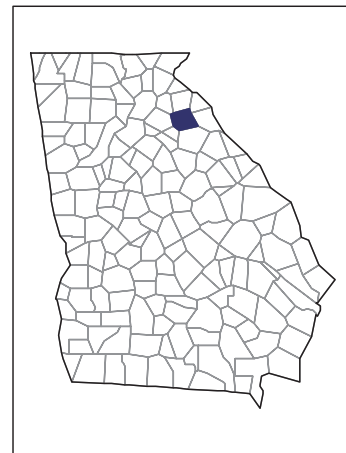
United States Department of Agriculture
National Agricultural Statistics Service

www.agcensus.usda.gov

2007 CENSUS OF AGRICULTURE

Madison County – Georgia

Farms with Black or African American Operators Compared with All Farms



Data are not available at this geographic level for farms with Black or African American operators.



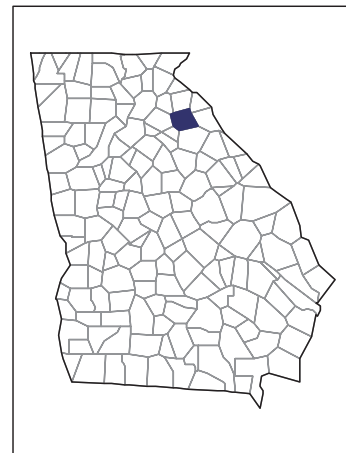
United States Department of Agriculture
National Agricultural Statistics Service

www.agcensus.usda.gov

2007 CENSUS *OF* AGRICULTURE

Madison County – Georgia

Farms with Native Hawaiian or Other Pacific Islander Operators Compared with All Farms



Data are not available at this geographic level for farms with Native Hawaiian or Other Pacific Islander operators.



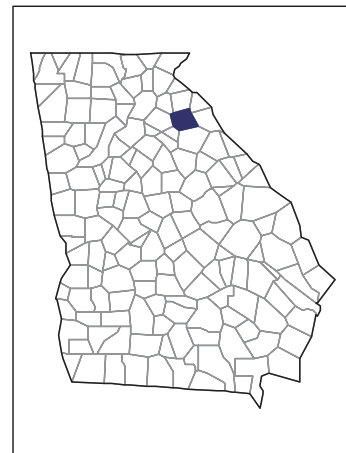
United States Department of Agriculture
National Agricultural Statistics Service

www.agcensus.usda.gov

2007 CENSUS *OF* AGRICULTURE

Madison County – Georgia

**Farms with White Operators
Compared with All Farms**



Data are not available at this geographic level for farms with White operators.



United States Department of Agriculture
National Agricultural Statistics Service

www.agcensus.usda.gov

