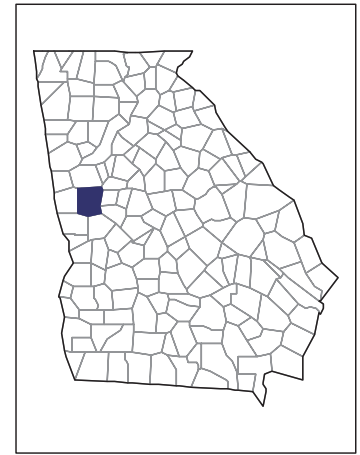


2007 CENSUS OF AGRICULTURE



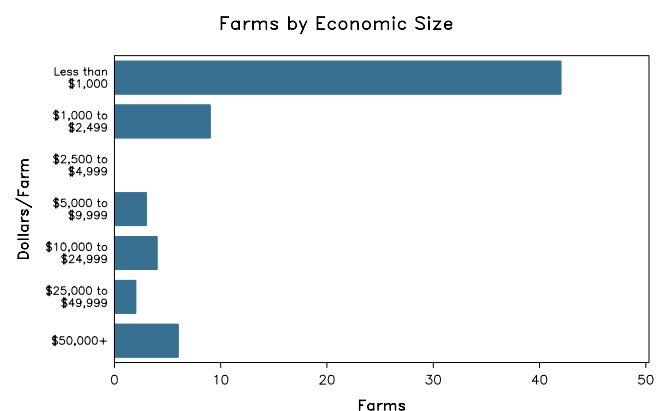
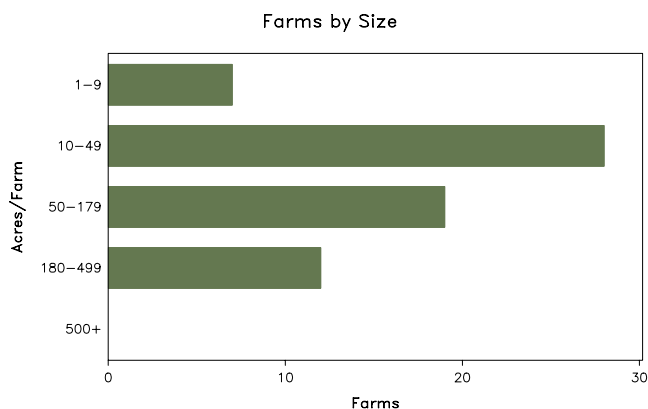
Meriwether County – Georgia

Farms with Women Principal Operators Compared with All Farms

	Women Principal Operators	All Farms
Number of Farms	66	437
Land in Farms	6,299 acres	81,489 acres
Average Size of Farm	95 acres	186 acres
Market Value of Products Sold	\$1,242,000	\$8,558,000
Crop Sales	\$1,147,000	\$4,365,000
Livestock Sales	\$94,000	\$4,194,000
Average Per Farm	\$18,814	\$19,585
Government Payments	\$17,000	\$267,000
Average Per Farm Receiving Payments	\$1,914	\$4,109

See footnotes on reverse page.

Farms with Women Principal Operators



2007 CENSUS OF AGRICULTURE

Meriwether County – Georgia Farms with Women Principal Operators

Selected Highlights

Item	Farms	Quantity
MARKET VALUE OF AGRICULTURAL PRODUCTS SOLD (\$1,000)		
Total value of agricultural products sold	66	1,242
Value of crops including nursery and greenhouse	15	1,147
Value of livestock, poultry, and their products	14	94
VALUE OF SALES BY COMMODITY GROUP (\$1,000)		
Grains, oilseeds, dry beans, and dry peas	-	-
Tobacco	-	-
Cotton and cottonseed	-	-
Vegetables, melons, potatoes and sweet potatoes	1	(D)
Fruits, tree nuts, and berries	2	(D)
Nursery, greenhouse, floriculture, and sod	6	1,030
Cut Christmas trees and short rotation woody crops	-	-
Other crops and hay	8	90
Poultry and eggs	8	3
Cattle and calves	8	90
Milk and other dairy products from cows	-	-
Hogs and pigs	2	(D)
Sheep, goats, and their products	1	(D)
Horses, ponies, mules, burros, and donkeys	-	-
Aquaculture	-	-
Other animals and other animal products	1	(D)
TOP CROP ITEMS (acres)		
Forage - land used for all hay and haylage, grass silage, and greenchop	14	598
Peaches, all	1	(D)
Field and grass seed crops, all	1	(D)
Nursery stock	5	(D)
Vegetables harvested for sale	1	(D)
TOP LIVESTOCK INVENTORY ITEMS (number)		
Cattle and calves	20	409
Layers	6	163
Horses and ponies	24	125
Colonies of bees	4	48
Goats, all	6	41

Operator Characteristics

Item	Quantity
Primary occupation:	
Farming	18
Other	48
Days worked off farm:	
None	31
Any	35
Years on present farm:	
2 years or less	2
3 to 4 years	9
5 to 9 years	15
10 years or more	40
Age group:	
Under 45 years	10
45 to 64 years	34
65 years and over	22
Average age of principal operator (years)	59.5

Economic Characteristics

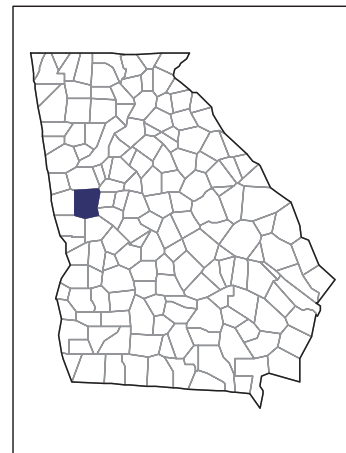
Item	Quantity
Farms by value of sales:	
Less than \$1,000	47
\$1,000 to \$2,499	5
\$2,500 to \$4,999	-
\$5,000 to \$9,999	2
\$10,000 to \$49,999	6
\$50,000 to \$99,999	1
\$100,000 to \$249,999	5
\$250,000 to \$499,999	-
\$500,000 or more	-
Total farm production expenses (\$1,000)	1,496
Average per farm (\$)	22,666
Net cash farm income of operation (\$1,000)	-44
Average per farm (\$)	-663
Value of agricultural products sold directly to individuals for human consumption (\$1,000)	(D)
Total organic product sales (\$1,000)	(D)
Total income from farm-related sources, gross before taxes and expenses (\$1,000)	193

See "Census of Agriculture, Volume 1, Geographic Area Series" for complete footnotes, explanations, definitions, and methodology.
(D) Cannot be disclosed. (Z) Less than half of the unit shown.

2007 CENSUS *OF* AGRICULTURE

Meriwether County – Georgia

Farms with Spanish, Hispanic, or Latino Operators Compared with All Farms



Data are not available at this geographic level for farms with Spanish, Hispanic, or Latino operators.



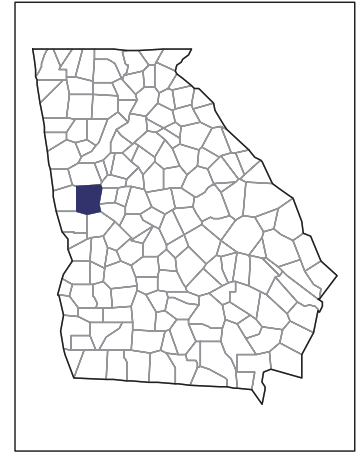
United States Department of Agriculture
National Agricultural Statistics Service

www.agcensus.usda.gov

2007 CENSUS OF AGRICULTURE

Meriwether County – Georgia

Farms with American Indian or Alaska Native Operators Compared with All Farms



Data are not available at this geographic level for farms with American Indian or Alaska Native operators.



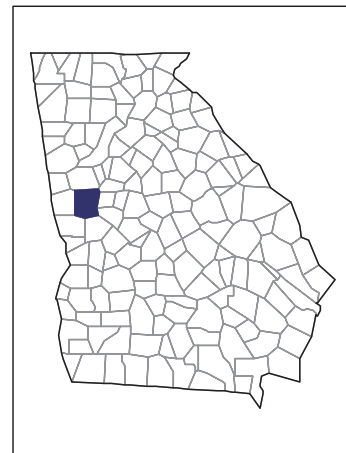
United States Department of Agriculture
National Agricultural Statistics Service

www.agcensus.usda.gov

2007 CENSUS OF AGRICULTURE

Meriwether County – Georgia

**Farms with Asian Operators
Compared with All Farms**



Data are not available at this geographic level for farms with Asian operators.



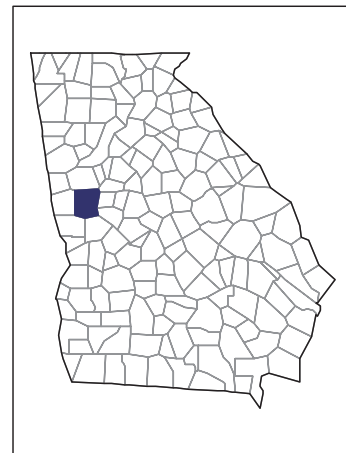
United States Department of Agriculture
National Agricultural Statistics Service

www.agcensus.usda.gov

2007 CENSUS OF AGRICULTURE

Meriwether County – Georgia

Farms with Black or African American Operators Compared with All Farms



Data are not available at this geographic level for farms with Black or African American operators.



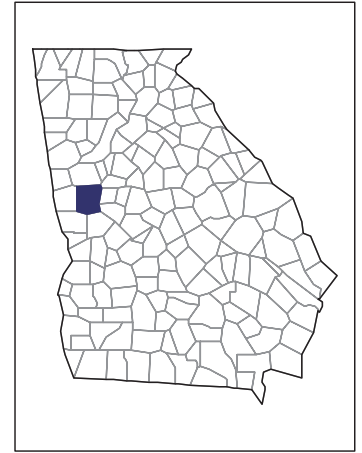
United States Department of Agriculture
National Agricultural Statistics Service

www.agcensus.usda.gov

2007 CENSUS OF AGRICULTURE

Meriwether County – Georgia

Farms with Native Hawaiian or Other Pacific Islander Operators Compared with All Farms



Data are not available at this geographic level for farms with Native Hawaiian or Other Pacific Islander operators.



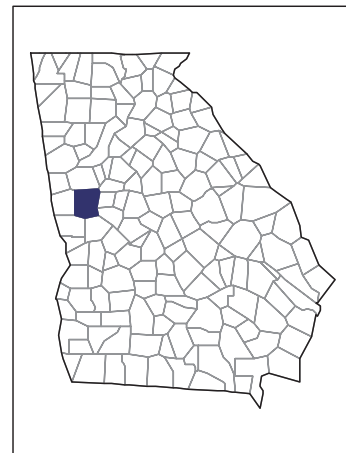
United States Department of Agriculture
National Agricultural Statistics Service

www.agcensus.usda.gov

2007 CENSUS *OF* AGRICULTURE

Meriwether County – Georgia

**Farms with White Operators
Compared with All Farms**



Data are not available at this geographic level for farms with White operators.



United States Department of Agriculture
National Agricultural Statistics Service

www.agcensus.usda.gov

