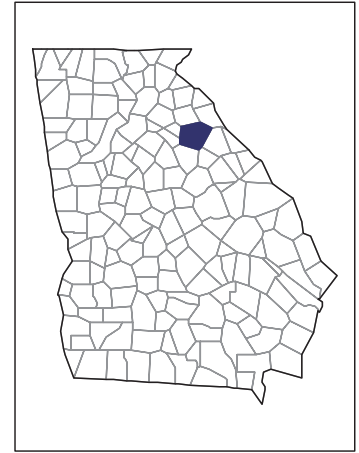


2007 CENSUS OF AGRICULTURE



Oglethorpe County – Georgia

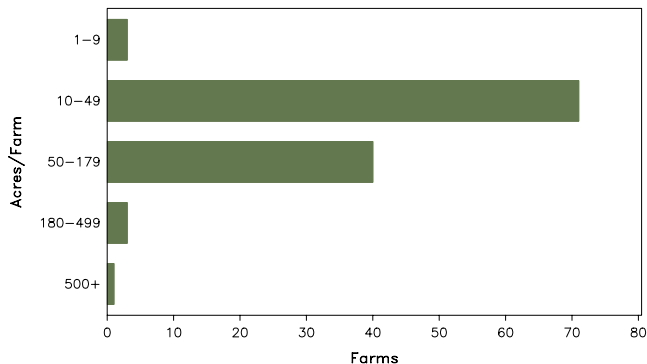
Farms with Women Principal Operators Compared with All Farms

	Women Principal Operators	All Farms
Number of Farms	118	477
Land in Farms	7,059 acres	86,640 acres
Average Size of Farm	60 acres	182 acres
Market Value of Products Sold	\$1,857,000	\$166,133,000
Crop Sales	\$61,000	\$4,426,000
Livestock Sales	\$1,796,000	\$161,707,000
Average Per Farm	\$15,737	\$348,288
Government Payments	\$15,000	\$476,000
Average Per Farm Receiving Payments	\$1,720	\$6,269

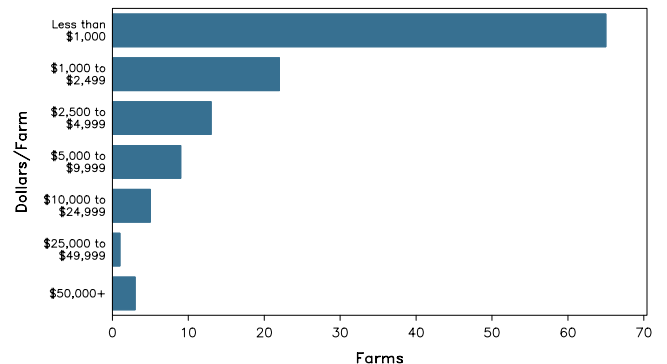
See footnotes on reverse page.

Farms with Women Principal Operators

Farms by Size



Farms by Economic Size



2007 CENSUS OF AGRICULTURE

Oglethorpe County – Georgia Farms with Women Principal Operators

Selected Highlights

Item	Farms	Quantity
MARKET VALUE OF AGRICULTURAL PRODUCTS SOLD (\$1,000)		
Total value of agricultural products sold	118	1,857
Value of crops including nursery and greenhouse	12	61
Value of livestock, poultry, and their products	53	1,796
VALUE OF SALES BY COMMODITY GROUP (\$1,000)		
Grains, oilseeds, dry beans, and dry peas	-	-
Tobacco	-	-
Cotton and cottonseed	-	-
Vegetables, melons, potatoes and sweet potatoes	1	(D)
Fruits, tree nuts, and berries	2	(D)
Nursery, greenhouse, floriculture, and sod	1	(D)
Cut Christmas trees and short rotation woody crops	-	-
Other crops and hay	8	44
Poultry and eggs	11	1,576
Cattle and calves	35	177
Milk and other dairy products from cows	-	-
Hogs and pigs	1	(D)
Sheep, goats, and their products	11	(D)
Horses, ponies, mules, burros, and donkeys	9	36
Aquaculture	-	-
Other animals and other animal products	2	(D)
TOP CROP ITEMS (acres)		
Forage - land used for all hay and haylage, grass silage, and greenchop	23	448
Short-rotation woody crops	3	55
Vegetables harvested for sale	1	(D)
Beans, snap	1	(D)
Grapes	3	1
TOP LIVESTOCK INVENTORY ITEMS (number)		
Pullets for laying flock replacement	5	(D)
Broilers and other meat-type chickens	1	(D)
Cattle and calves	41	772
Horses and ponies	67	444
Layers	13	213

Operator Characteristics

Item	Quantity
Primary occupation:	
Farming	46
Other	72
Days worked off farm:	
None	47
Any	71
Years on present farm:	
2 years or less	3
3 to 4 years	28
5 to 9 years	24
10 years or more	63
Age group:	
Under 45 years	38
45 to 64 years	38
65 years and over	42
Average age of principal operator (years)	55.6

Economic Characteristics

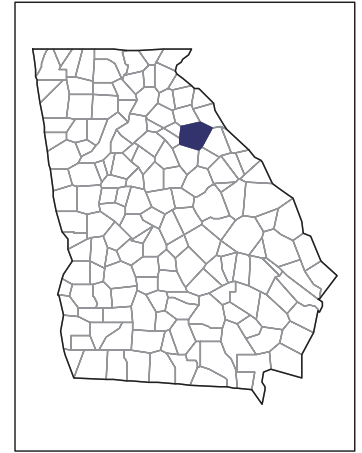
Item	Quantity
Farms by value of sales:	
Less than \$1,000	69
\$1,000 to \$2,499	19
\$2,500 to \$4,999	12
\$5,000 to \$9,999	9
\$10,000 to \$49,999	6
\$50,000 to \$99,999	-
\$100,000 to \$249,999	-
\$250,000 to \$499,999	1
\$500,000 or more	2
Total farm production expenses (\$1,000)	2,259
Average per farm (\$)	19,141
Net cash farm income of operation (\$1,000)	-276
Average per farm (\$)	-2,342
Value of agricultural products sold directly to individuals for human consumption (\$1,000)	2
Total organic product sales (\$1,000)	-
Total income from farm-related sources, gross before taxes and expenses (\$1,000)	110

See "Census of Agriculture, Volume 1, Geographic Area Series" for complete footnotes, explanations, definitions, and methodology.
(D) Cannot be disclosed. (Z) Less than half of the unit shown.

2007 CENSUS *OF* AGRICULTURE

Oglethorpe County – Georgia

Farms with Spanish, Hispanic, or Latino Operators Compared with All Farms



Data are not available at this geographic level for farms with Spanish, Hispanic, or Latino operators.



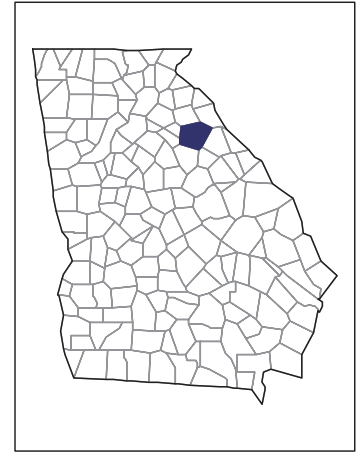
United States Department of Agriculture
National Agricultural Statistics Service

www.agcensus.usda.gov

2007 CENSUS OF AGRICULTURE

Oglethorpe County – Georgia

Farms with American Indian or Alaska Native Operators Compared with All Farms



Data are not available at this geographic level for farms with American Indian or Alaska Native operators.



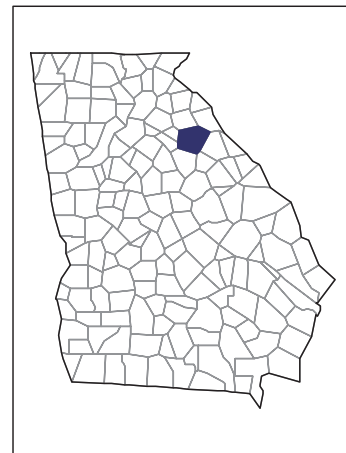
United States Department of Agriculture
National Agricultural Statistics Service

www.agcensus.usda.gov

2007 CENSUS OF AGRICULTURE

Oglethorpe County – Georgia

Farms with Asian Operators
Compared with All Farms



Data are not available at this geographic level for farms with Asian operators.



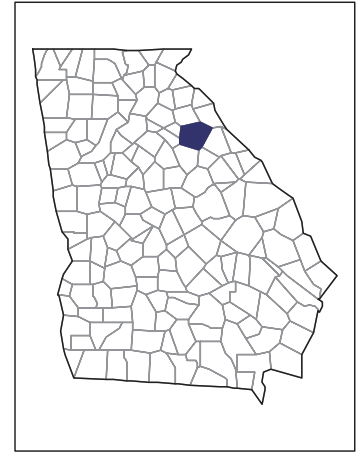
United States Department of Agriculture
National Agricultural Statistics Service

www.agcensus.usda.gov

2007 CENSUS OF AGRICULTURE

Oglethorpe County – Georgia

Farms with Black or African American Operators Compared with All Farms



Data are not available at this geographic level for farms with Black or African American operators.



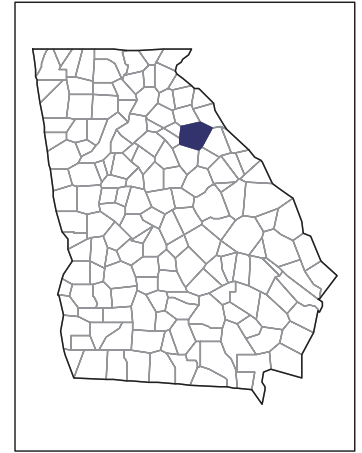
United States Department of Agriculture
National Agricultural Statistics Service

www.agcensus.usda.gov

2007 CENSUS OF AGRICULTURE

Oglethorpe County – Georgia

Farms with Native Hawaiian or Other Pacific Islander Operators Compared with All Farms



Data are not available at this geographic level for farms with Native Hawaiian or Other Pacific Islander operators.



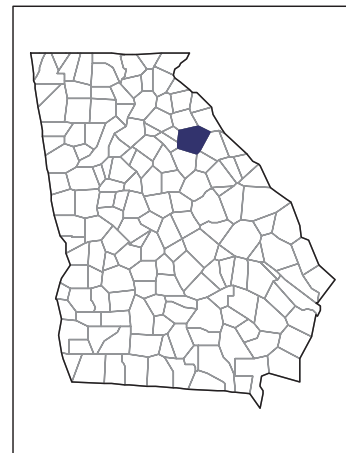
United States Department of Agriculture
National Agricultural Statistics Service

www.agcensus.usda.gov

2007 CENSUS OF AGRICULTURE

Oglethorpe County – Georgia

Farms with White Operators
Compared with All Farms



Data are not available at this geographic level for farms with White operators.



United States Department of Agriculture
National Agricultural Statistics Service

www.agcensus.usda.gov

