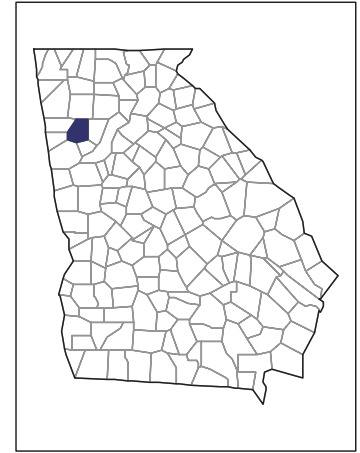


2007 CENSUS OF AGRICULTURE



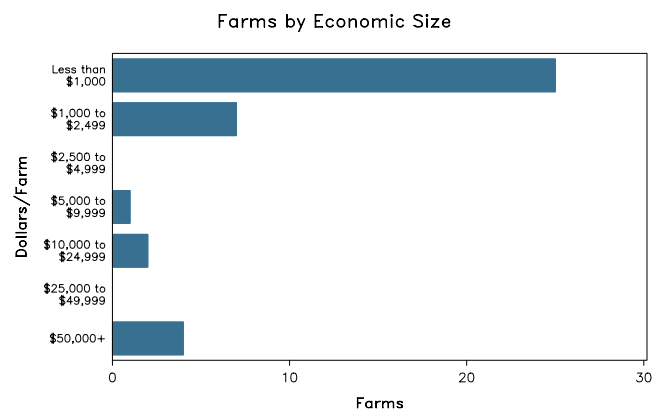
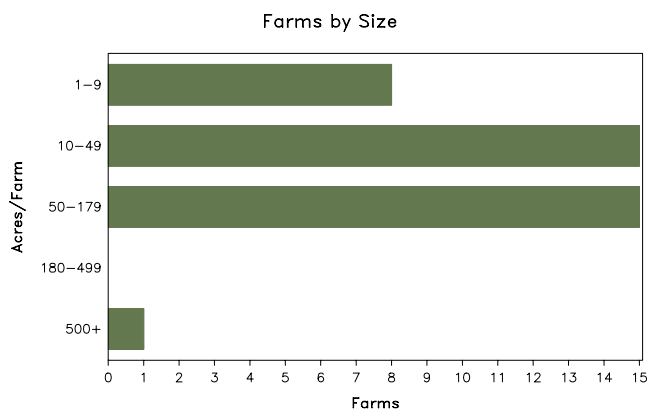
Paulding County – Georgia

Farms with Women Principal Operators Compared with All Farms

	Women Principal Operators	All Farms
Number of Farms	39	181
Land in Farms	2,133 acres	11,416 acres
Average Size of Farm	55 acres	63 acres
Market Value of Products Sold	\$7,031,000	\$17,023,000
Crop Sales	\$17,000	\$2,012,000
Livestock Sales	\$7,014,000	\$15,011,000
Average Per Farm	\$180,273	\$94,050
Government Payments	-	\$2,000
Average Per Farm Receiving Payments	-	\$481

See footnotes on reverse page.

Farms with Women Principal Operators



2007 CENSUS OF AGRICULTURE

Paulding County – Georgia Farms with Women Principal Operators

Selected Highlights

Item	Farms	Quantity
MARKET VALUE OF AGRICULTURAL PRODUCTS SOLD (\$1,000)		
Total value of agricultural products sold	39	7,031
Value of crops including nursery and greenhouse	5	17
Value of livestock, poultry, and their products	13	7,014
VALUE OF SALES BY COMMODITY GROUP (\$1,000)		
Grains, oilseeds, dry beans, and dry peas	-	-
Tobacco	-	-
Cotton and cottonseed	-	-
Vegetables, melons, potatoes and sweet potatoes	-	-
Fruits, tree nuts, and berries	-	-
Nursery, greenhouse, floriculture, and sod	-	-
Cut Christmas trees and short rotation woody crops	-	-
Other crops and hay	5	17
Poultry and eggs	4	(D)
Cattle and calves	5	15
Milk and other dairy products from cows	-	-
Hogs and pigs	-	-
Sheep, goats, and their products	5	(D)
Horses, ponies, mules, burros, and donkeys	-	-
Aquaculture	-	-
Other animals and other animal products	5	30
TOP CROP ITEMS (acres)		
Forage - land used for all hay and haylage, grass silage, and greenchop	8	255
TOP LIVESTOCK INVENTORY ITEMS (number)		
Broilers and other meat-type chickens	3	329,400
Horses and ponies	26	172
Cattle and calves	9	167
Llamas	2	(D)
Goats, all	8	34

Operator Characteristics

Item	Quantity
Primary occupation:	
Farming	14
Other	25
Days worked off farm:	
None	21
Any	18
Years on present farm:	
2 years or less	2
3 to 4 years	1
5 to 9 years	20
10 years or more	16
Age group:	
Under 45 years	7
45 to 64 years	21
65 years and over	11
Average age of principal operator (years)	53.8

Economic Characteristics

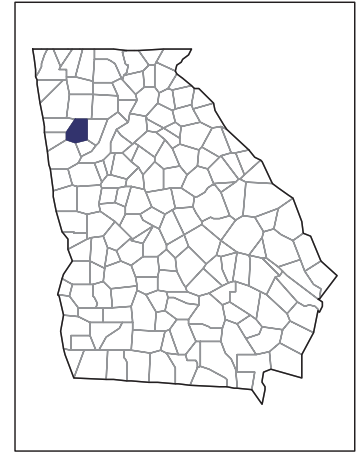
Item	Quantity
Farms by value of sales:	
Less than \$1,000	25
\$1,000 to \$2,499	7
\$2,500 to \$4,999	-
\$5,000 to \$9,999	1
\$10,000 to \$49,999	2
\$50,000 to \$99,999	-
\$100,000 to \$249,999	-
\$250,000 to \$499,999	-
\$500,000 or more	4
Total farm production expenses (\$1,000)	6,273
Average per farm (\$)	160,853
Net cash farm income of operation (\$1,000)	884
Average per farm (\$)	22,676
Value of agricultural products sold directly to individuals for human consumption (\$1,000)	-
Total organic product sales (\$1,000)	-
Total income from farm-related sources, gross before taxes and expenses (\$1,000)	127

See "Census of Agriculture, Volume 1, Geographic Area Series" for complete footnotes, explanations, definitions, and methodology.
(D) Cannot be disclosed. (Z) Less than half of the unit shown.

2007 CENSUS *OF* AGRICULTURE

Paulding County – Georgia

Farms with Spanish, Hispanic, or Latino Operators Compared with All Farms



Data are not available at this geographic level for farms with Spanish, Hispanic, or Latino operators.



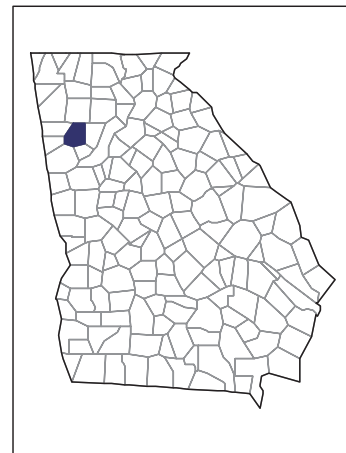
United States Department of Agriculture
National Agricultural Statistics Service

www.agcensus.usda.gov

2007 CENSUS *OF* AGRICULTURE

Paulding County – Georgia

Farms with American Indian or Alaska Native Operators Compared with All Farms



Data are not available at this geographic level for farms with American Indian or Alaska Native operators.



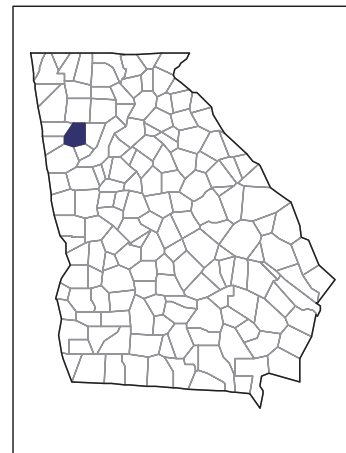
United States Department of Agriculture
National Agricultural Statistics Service

www.agcensus.usda.gov

2007 CENSUS OF AGRICULTURE

Paulding County – Georgia

**Farms with Asian Operators
Compared with All Farms**



Data are not available at this geographic level for farms with Asian operators.



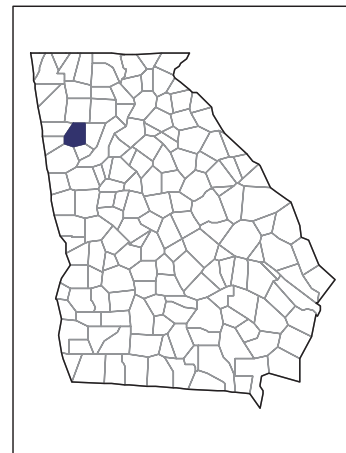
United States Department of Agriculture
National Agricultural Statistics Service

www.agcensus.usda.gov

2007 CENSUS *OF* AGRICULTURE

Paulding County – Georgia

Farms with Black or African American Operators Compared with All Farms



Data are not available at this geographic level for farms with Black or African American operators.



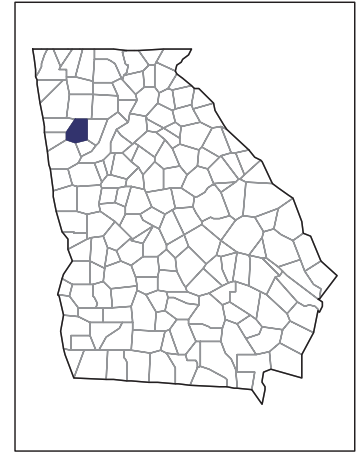
United States Department of Agriculture
National Agricultural Statistics Service

www.agcensus.usda.gov

2007 CENSUS OF AGRICULTURE

Paulding County – Georgia

Farms with Native Hawaiian or Other Pacific Islander Operators Compared with All Farms



Data are not available at this geographic level for farms with Native Hawaiian or Other Pacific Islander operators.



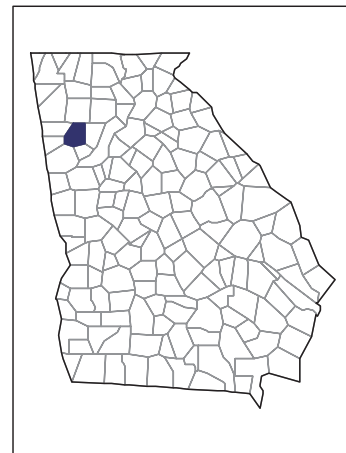
United States Department of Agriculture
National Agricultural Statistics Service

www.agcensus.usda.gov

2007 CENSUS *OF* AGRICULTURE

Paulding County – Georgia

**Farms with White Operators
Compared with All Farms**



Data are not available at this geographic level for farms with White operators.



United States Department of Agriculture
National Agricultural Statistics Service

www.agcensus.usda.gov

