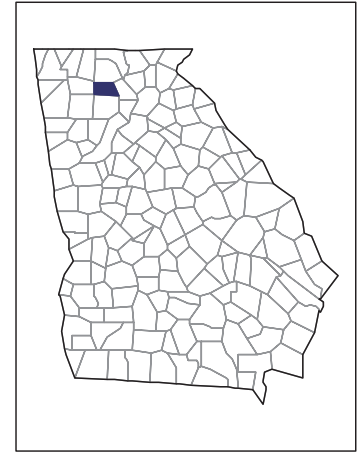


# 2007 CENSUS OF AGRICULTURE



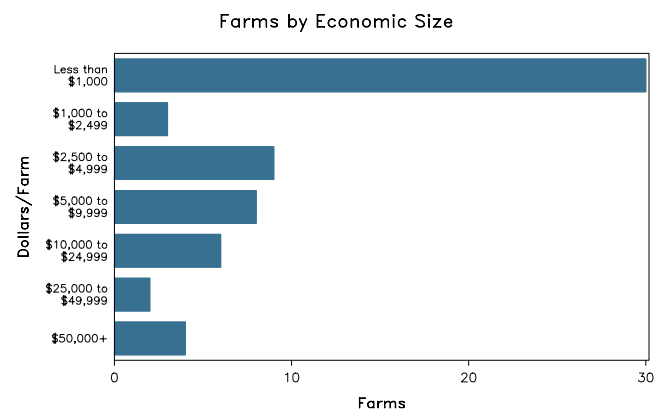
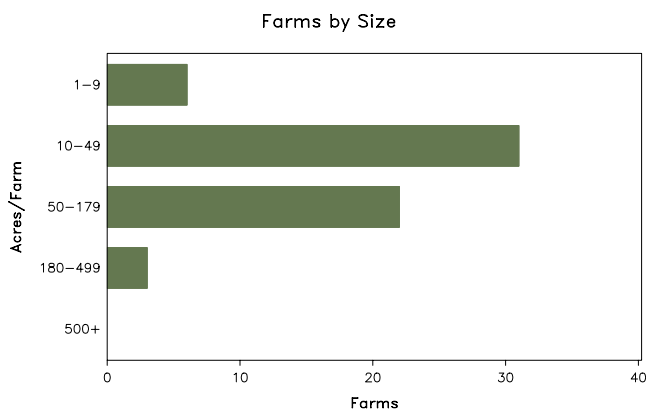
## Pickens County – Georgia

### Farms with Women Principal Operators Compared with All Farms

	Women Principal Operators	All Farms
<b>Number of Farms</b>	62	333
<b>Land in Farms</b>	3,440 acres	23,745 acres
<b>Average Size of Farm</b>	55 acres	71 acres
<b>Market Value of Products Sold</b>	\$2,227,000	\$72,450,000
Crop Sales	\$96,000	\$770,000
Livestock Sales	\$2,131,000	\$71,680,000
Average Per Farm	\$35,917	\$217,567
<b>Government Payments</b>	\$12,000	\$30,000
Average Per Farm Receiving Payments	\$1,532	\$1,597

See footnotes on reverse page.

### Farms with Women Principal Operators



# 2007 CENSUS OF AGRICULTURE

## Pickens County – Georgia Farms with Women Principal Operators

### Selected Highlights

Item	Farms	Quantity
<b>MARKET VALUE OF AGRICULTURAL PRODUCTS SOLD (\$1,000)</b>		
Total value of agricultural products sold	62	2,227
Value of crops including nursery and greenhouse	19	96
Value of livestock, poultry, and their products	30	2,131
<b>VALUE OF SALES BY COMMODITY GROUP (\$1,000)</b>		
Grains, oilseeds, dry beans, and dry peas	-	-
Tobacco	-	-
Cotton and cottonseed	-	-
Vegetables, melons, potatoes and sweet potatoes	4	(D)
Fruits, tree nuts, and berries	4	40
Nursery, greenhouse, floriculture, and sod	5	(D)
Cut Christmas trees and short rotation woody crops	-	-
Other crops and hay	12	29
Poultry and eggs	9	(D)
Cattle and calves	11	68
Milk and other dairy products from cows	-	-
Hogs and pigs	-	-
Sheep, goats, and their products	2	(D)
Horses, ponies, mules, burros, and donkeys	10	70
Aquaculture	-	-
Other animals and other animal products	3	(D)
<b>TOP CROP ITEMS (acres)</b>		
Forage - land used for all hay and haylage, grass silage, and greenchop	25	610
Land in berries	6	6
Apples	3	3
Vegetables harvested for sale	8	2
Pecans, all	1	(D)
<b>TOP LIVESTOCK INVENTORY ITEMS (number)</b>		
Layers	6	(D)
Pullets for laying flock replacement	3	(D)
Quail	2	(D)
Cattle and calves	16	277
Horses and ponies	24	153

### Operator Characteristics

Item	Quantity
Primary occupation:	
Farming	25
Other	37
Days worked off farm:	
None	24
Any	38
Years on present farm:	
2 years or less	1
3 to 4 years	6
5 to 9 years	9
10 years or more	46
Age group:	
Under 45 years	14
45 to 64 years	36
65 years and over	12
Average age of principal operator (years)	53.8

### Economic Characteristics

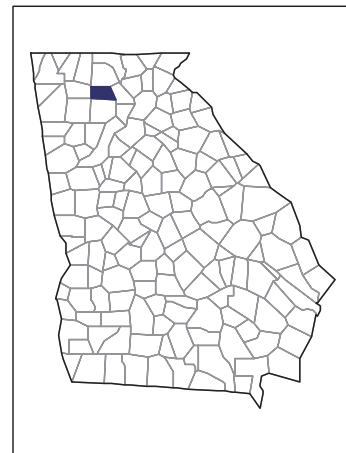
Item	Quantity
Farms by value of sales:	
Less than \$1,000	30
\$1,000 to \$2,499	3
\$2,500 to \$4,999	11
\$5,000 to \$9,999	6
\$10,000 to \$49,999	8
\$50,000 to \$99,999	-
\$100,000 to \$249,999	-
\$250,000 to \$499,999	2
\$500,000 or more	2
Total farm production expenses (\$1,000)	2,029
Average per farm (\$)	32,719
Net cash farm income of operation (\$1,000)	371
Average per farm (\$)	5,986
Value of agricultural products sold directly to individuals for human consumption (\$1,000)	7
Total organic product sales (\$1,000)	-
Total income from farm-related sources, gross before taxes and expenses (\$1,000)	161

See "Census of Agriculture, Volume 1, Geographic Area Series" for complete footnotes, explanations, definitions, and methodology.  
(D) Cannot be disclosed. (Z) Less than half of the unit shown.

# 2007 CENSUS *OF* AGRICULTURE

## Pickens County – Georgia

### Farms with Spanish, Hispanic, or Latino Operators Compared with All Farms



Data are not available at this geographic level for farms with Spanish, Hispanic, or Latino operators.



United States Department of Agriculture  
National Agricultural Statistics Service

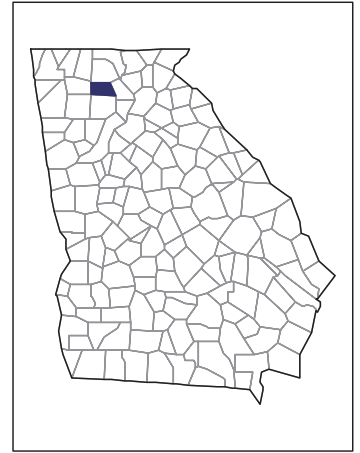
[www.agcensus.usda.gov](http://www.agcensus.usda.gov)



# 2007 CENSUS *OF* AGRICULTURE

## Pickens County – Georgia

### Farms with American Indian or Alaska Native Operators Compared with All Farms



Data are not available at this geographic level for farms with American Indian or Alaska Native operators.



United States Department of Agriculture  
National Agricultural Statistics Service

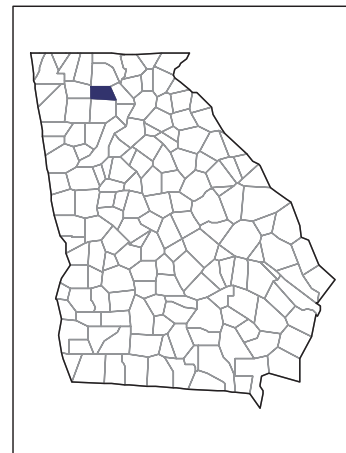
[www.agcensus.usda.gov](http://www.agcensus.usda.gov)



# 2007 CENSUS *OF* AGRICULTURE

**Pickens County – Georgia**

**Farms with Asian Operators  
Compared with All Farms**



**Data are not available at this geographic level for farms with Asian operators.**



United States Department of Agriculture  
National Agricultural Statistics Service

[www.agcensus.usda.gov](http://www.agcensus.usda.gov)

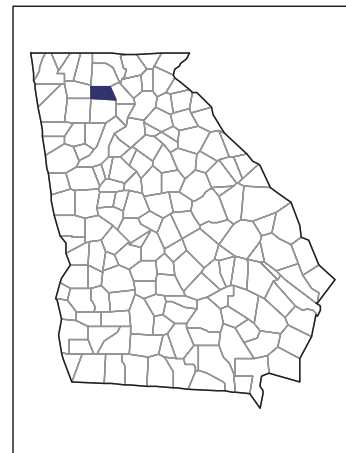




# 2007 CENSUS *OF* **AGRICULTURE**

## Pickens County – Georgia

### Farms with Black or African American Operators Compared with All Farms



Data are not available at this geographic level for farms with Black or African American operators.



United States Department of Agriculture  
National Agricultural Statistics Service

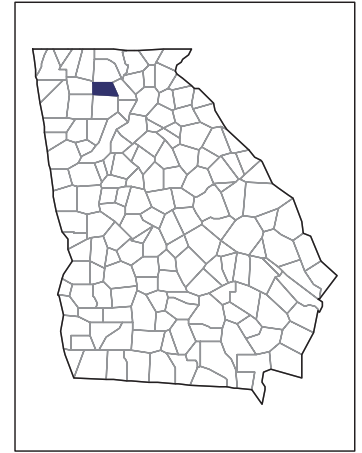
[www.agcensus.usda.gov](http://www.agcensus.usda.gov)



# 2007 CENSUS *OF* AGRICULTURE

## Pickens County – Georgia

### Farms with Native Hawaiian or Other Pacific Islander Operators Compared with All Farms



Data are not available at this geographic level for farms with Native Hawaiian or Other Pacific Islander operators.



United States Department of Agriculture  
National Agricultural Statistics Service

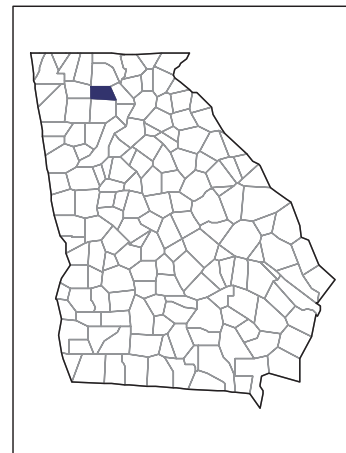
[www.agcensus.usda.gov](http://www.agcensus.usda.gov)



# 2007 CENSUS *OF* AGRICULTURE

**Pickens County – Georgia**

**Farms with White Operators  
Compared with All Farms**



**Data are not available at this geographic level for farms with White operators.**



United States Department of Agriculture  
National Agricultural Statistics Service

[www.agcensus.usda.gov](http://www.agcensus.usda.gov)

