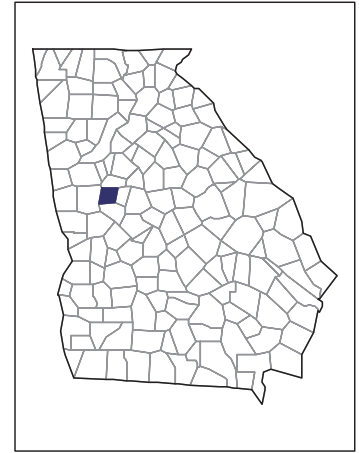


2007 CENSUS OF AGRICULTURE



Pike County – Georgia

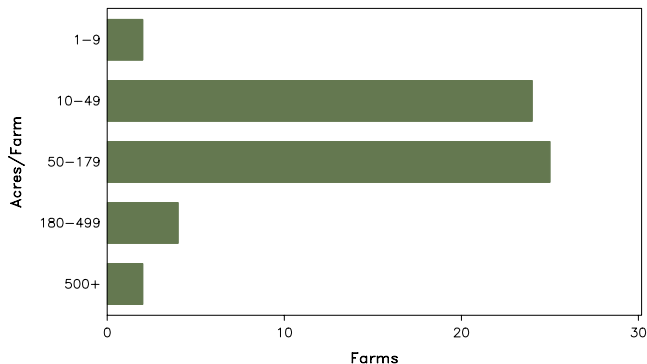
Farms with Women Principal Operators Compared with All Farms

	Women Principal Operators	All Farms
Number of Farms	57	392
Land in Farms	7,247 acres	46,099 acres
Average Size of Farm	127 acres	118 acres
Market Value of Products Sold	\$1,930,000	\$13,899,000
Crop Sales	(D)	\$3,319,000
Livestock Sales	(D)	\$10,579,000
Average Per Farm	\$33,859	\$35,456
Government Payments	\$12,000	\$184,000
Average Per Farm Receiving Payments	\$1,022	\$2,552

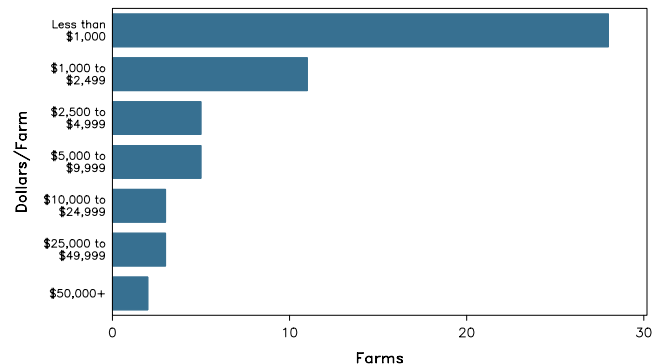
See footnotes on reverse page.

Farms with Women Principal Operators

Farms by Size



Farms by Economic Size



2007 CENSUS OF AGRICULTURE

Pike County – Georgia Farms with Women Principal Operators

Selected Highlights

Item	Farms	Quantity
MARKET VALUE OF AGRICULTURAL PRODUCTS SOLD (\$1,000)		
Total value of agricultural products sold	57	1,930
Value of crops including nursery and greenhouse	13	(D)
Value of livestock, poultry, and their products	25	(D)
VALUE OF SALES BY COMMODITY GROUP (\$1,000)		
Grains, oilseeds, dry beans, and dry peas	-	-
Tobacco	-	-
Cotton and cottonseed	-	-
Vegetables, melons, potatoes and sweet potatoes	-	-
Fruits, tree nuts, and berries	5	(D)
Nursery, greenhouse, floriculture, and sod	1	(D)
Cut Christmas trees and short rotation woody crops	-	-
Other crops and hay	7	36
Poultry and eggs	1	(D)
Cattle and calves	20	155
Milk and other dairy products from cows	-	-
Hogs and pigs	-	-
Sheep, goats, and their products	-	-
Horses, ponies, mules, burros, and donkeys	2	(D)
Aquaculture	-	-
Other animals and other animal products	2	(D)
TOP CROP ITEMS (acres)		
Forage - land used for all hay and haylage, grass silage, and greenchop	16	1,121
Pecans, all	3	(D)
Grapes	3	4
Floriculture crops, total	1	(D)
Nursery stock	1	(D)
TOP LIVESTOCK INVENTORY ITEMS (number)		
Broilers and other meat-type chickens	1	(D)
Cattle and calves	20	683
Horses and ponies	26	162
Goats, all	5	25
Layers	3	18

Operator Characteristics

Item	Quantity
Primary occupation:	
Farming	26
Other	31
Days worked off farm:	
None	16
Any	41
Years on present farm:	
2 years or less	3
3 to 4 years	7
5 to 9 years	13
10 years or more	34
Age group:	
Under 45 years	8
45 to 64 years	34
65 years and over	15
Average age of principal operator (years)	57.6

Economic Characteristics

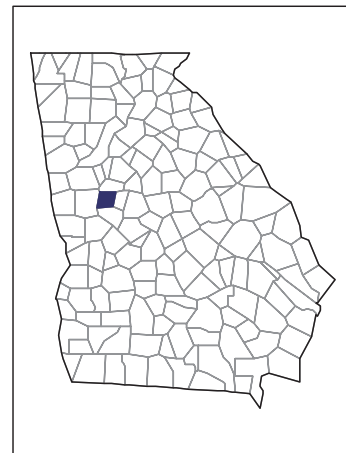
Item	Quantity
Farms by value of sales:	
Less than \$1,000	30
\$1,000 to \$2,499	11
\$2,500 to \$4,999	3
\$5,000 to \$9,999	5
\$10,000 to \$49,999	6
\$50,000 to \$99,999	1
\$100,000 to \$249,999	-
\$250,000 to \$499,999	-
\$500,000 or more	1
Total farm production expenses (\$1,000)	2,501
Average per farm (\$)	43,875
Net cash farm income of operation (\$1,000)	-557
Average per farm (\$)	-9,766
Value of agricultural products sold directly to individuals for human consumption (\$1,000)	(D)
Total organic product sales (\$1,000)	-
Total income from farm-related sources, gross before taxes and expenses (\$1,000)	(D)

See "Census of Agriculture, Volume 1, Geographic Area Series" for complete footnotes, explanations, definitions, and methodology.
(D) Cannot be disclosed. (Z) Less than half of the unit shown.

2007 CENSUS *OF* **AGRICULTURE**

Pike County – Georgia

Farms with Spanish, Hispanic, or Latino Operators Compared with All Farms



Data are not available at this geographic level for farms with Spanish, Hispanic, or Latino operators.



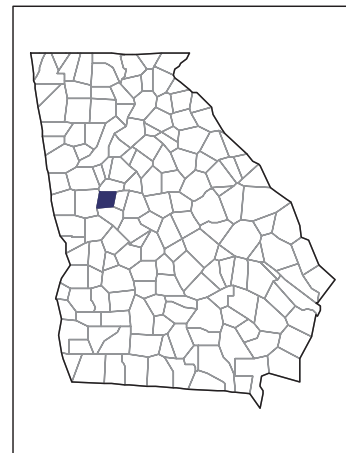
United States Department of Agriculture
National Agricultural Statistics Service

www.agcensus.usda.gov

2007 CENSUS *OF* AGRICULTURE

Pike County – Georgia

Farms with American Indian or Alaska Native Operators Compared with All Farms



Data are not available at this geographic level for farms with American Indian or Alaska Native operators.



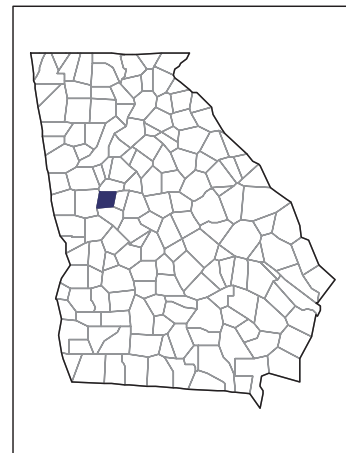
United States Department of Agriculture
National Agricultural Statistics Service

www.agcensus.usda.gov

2007 CENSUS *OF* **AGRICULTURE**

Pike County – Georgia

Farms with Asian Operators Compared with All Farms



Data are not available at this geographic level for farms with Asian operators.



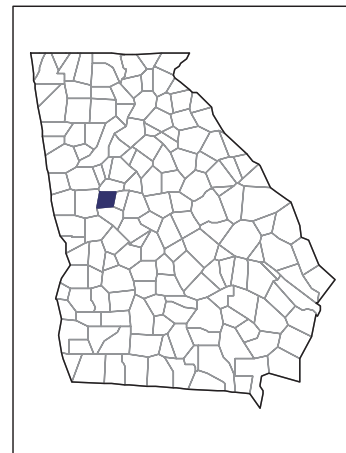
United States Department of Agriculture
National Agricultural Statistics Service

www.agcensus.usda.gov

2007 CENSUS *OF* AGRICULTURE

Pike County – Georgia

Farms with Black or African American Operators Compared with All Farms



Data are not available at this geographic level for farms with Black or African American operators.



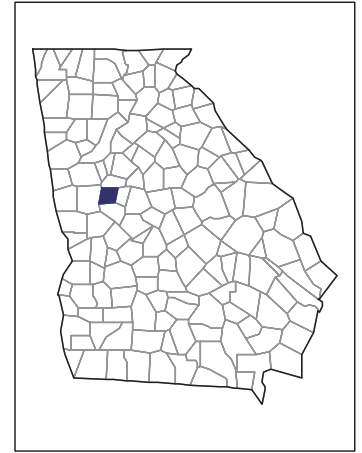
United States Department of Agriculture
National Agricultural Statistics Service

www.agcensus.usda.gov

2007 CENSUS *OF* AGRICULTURE

Pike County – Georgia

Farms with Native Hawaiian or Other Pacific Islander Operators Compared with All Farms



Data are not available at this geographic level for farms with Native Hawaiian or Other Pacific Islander operators.



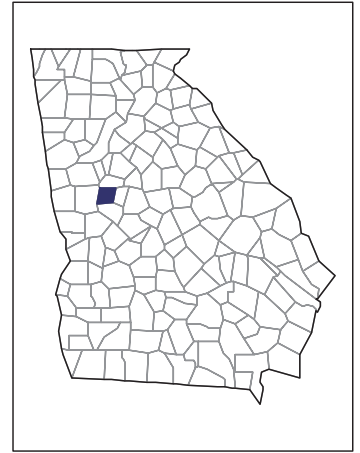
United States Department of Agriculture
National Agricultural Statistics Service

www.agcensus.usda.gov

2007 CENSUS *OF* AGRICULTURE

Pike County – Georgia

Farms with White Operators Compared with All Farms



Data are not available at this geographic level for farms with White operators.



United States Department of Agriculture
National Agricultural Statistics Service

www.agcensus.usda.gov

