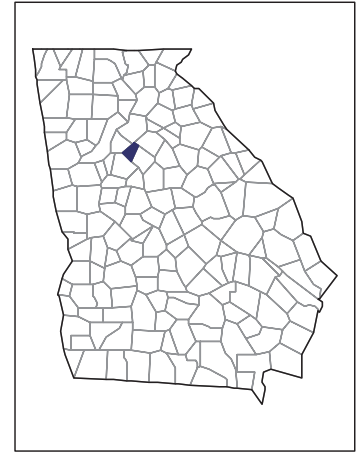


# 2007 CENSUS OF AGRICULTURE



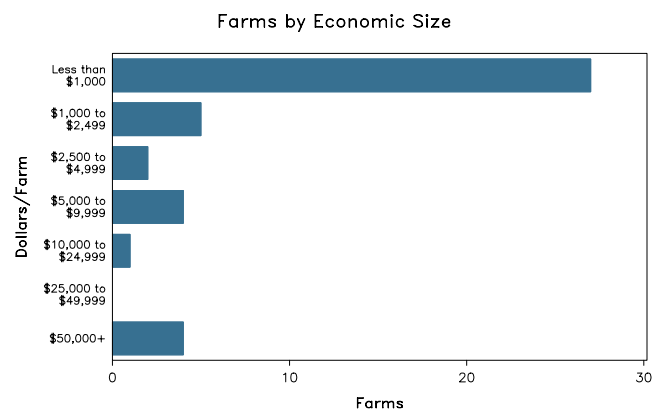
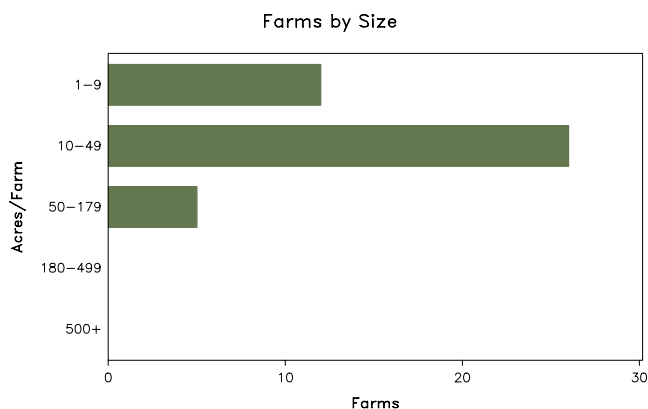
## Rockdale County – Georgia

### Farms with Women Principal Operators Compared with All Farms

	Women Principal Operators	All Farms
<b>Number of Farms</b>	43	108
<b>Land in Farms</b>	1,022 acres	6,329 acres
<b>Average Size of Farm</b>	24 acres	59 acres
<b>Market Value of Products Sold</b>	(D)	(D)
Crop Sales	\$215,000	\$476,000
Livestock Sales	(D)	(D)
Average Per Farm	(D)	(D)
<b>Government Payments</b>	(D)	(D)
Average Per Farm Receiving Payments	(D)	(D)

See footnotes on reverse page.

### Farms with Women Principal Operators



# 2007 CENSUS OF AGRICULTURE

## Rockdale County – Georgia Farms with Women Principal Operators

### Selected Highlights

Item	Farms	Quantity
<b>MARKET VALUE OF AGRICULTURAL PRODUCTS SOLD (\$1,000)</b>		
Total value of agricultural products sold	43	(D)
Value of crops including nursery and greenhouse	9	215
Value of livestock, poultry, and their products	16	(D)
<b>VALUE OF SALES BY COMMODITY GROUP (\$1,000)</b>		
Grains, oilseeds, dry beans, and dry peas	-	-
Tobacco	-	-
Cotton and cottonseed	-	-
Vegetables, melons, potatoes and sweet potatoes	-	-
Fruits, tree nuts, and berries	2	(D)
Nursery, greenhouse, floriculture, and sod	3	(D)
Cut Christmas trees and short rotation woody crops	1	(D)
Other crops and hay	4	3
Poultry and eggs	1	(D)
Cattle and calves	8	(D)
Milk and other dairy products from cows	2	(D)
Hogs and pigs	-	-
Sheep, goats, and their products	-	-
Horses, ponies, mules, burros, and donkeys	7	15
Aquaculture	-	-
Other animals and other animal products	-	-
<b>TOP CROP ITEMS (acres)</b>		
Forage - land used for all hay and haylage, grass silage, and greenchop	7	97
Grapes	2	(D)
Cut Christmas trees	1	(D)
Nursery stock	1	(D)
<b>TOP LIVESTOCK INVENTORY ITEMS (number)</b>		
Horses and ponies	25	274
Cattle and calves	10	179
Layers	4	(D)
Mules, burros, and donkeys	7	27
Broilers and other meat-type chickens	3	6

### Operator Characteristics

Item	Quantity
Primary occupation:	
Farming	24
Other	19
Days worked off farm:	
None	18
Any	25
Years on present farm:	
2 years or less	3
3 to 4 years	8
5 to 9 years	7
10 years or more	25
Age group:	
Under 45 years	6
45 to 64 years	27
65 years and over	10
Average age of principal operator (years)	57.2

### Economic Characteristics

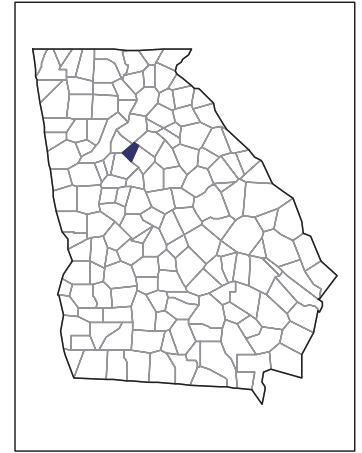
Item	Quantity
Farms by value of sales:	
Less than \$1,000	28
\$1,000 to \$2,499	4
\$2,500 to \$4,999	2
\$5,000 to \$9,999	4
\$10,000 to \$49,999	1
\$50,000 to \$99,999	4
\$100,000 to \$249,999	-
\$250,000 to \$499,999	-
\$500,000 or more	-
Total farm production expenses (\$1,000)	874
Average per farm (\$)	20,321
Net cash farm income of operation (\$1,000)	-420
Average per farm (\$)	-9,765
Value of agricultural products sold directly to individuals for human consumption (\$1,000)	(D)
Total organic product sales (\$1,000)	-
Total income from farm-related sources, gross before taxes and expenses (\$1,000)	103

See "Census of Agriculture, Volume 1, Geographic Area Series" for complete footnotes, explanations, definitions, and methodology.  
(D) Cannot be disclosed. (Z) Less than half of the unit shown.

# 2007 CENSUS *OF* **AGRICULTURE**

## Rockdale County – Georgia

### Farms with Spanish, Hispanic, or Latino Operators Compared with All Farms



Data are not available at this geographic level for farms with Spanish, Hispanic, or Latino operators.



United States Department of Agriculture  
National Agricultural Statistics Service

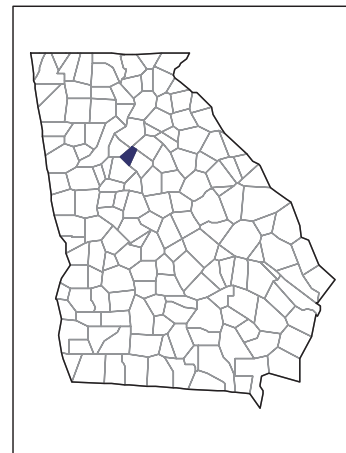
[www.agcensus.usda.gov](http://www.agcensus.usda.gov)



# 2007 CENSUS *OF* AGRICULTURE

## Rockdale County – Georgia

### Farms with American Indian or Alaska Native Operators Compared with All Farms



Data are not available at this geographic level for farms with American Indian or Alaska Native operators.



United States Department of Agriculture  
National Agricultural Statistics Service

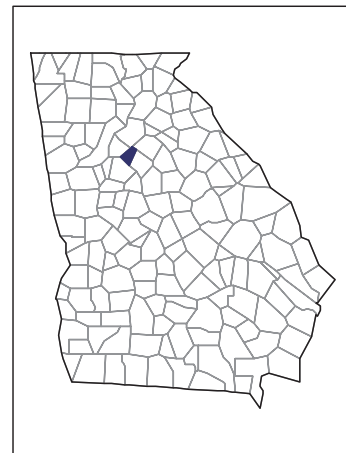
[www.agcensus.usda.gov](http://www.agcensus.usda.gov)



# 2007 CENSUS *OF* AGRICULTURE

**Rockdale County – Georgia**

**Farms with Asian Operators  
Compared with All Farms**



**Data are not available at this geographic level for farms with Asian operators.**



United States Department of Agriculture  
National Agricultural Statistics Service

[www.agcensus.usda.gov](http://www.agcensus.usda.gov)

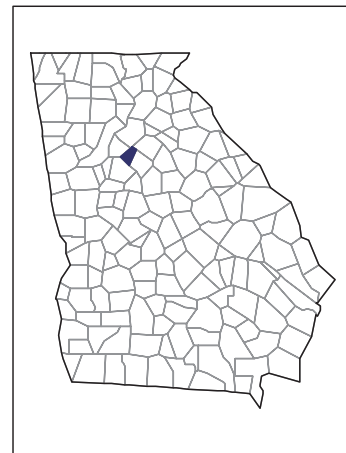




# 2007 CENSUS OF AGRICULTURE

Rockdale County – Georgia

Farms with Black or African American Operators Compared with All Farms



Data are not available at this geographic level for farms with Black or African American operators.



United States Department of Agriculture  
National Agricultural Statistics Service

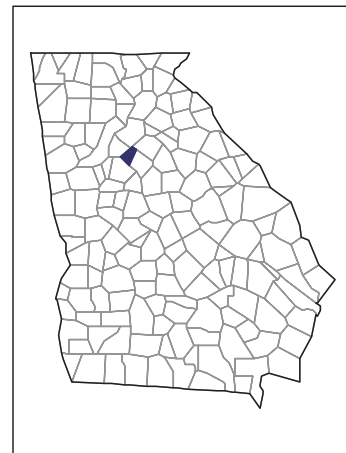
[www.agcensus.usda.gov](http://www.agcensus.usda.gov)



# 2007 CENSUS *OF* AGRICULTURE

## Rockdale County – Georgia

### Farms with Native Hawaiian or Other Pacific Islander Operators Compared with All Farms



Data are not available at this geographic level for farms with Native Hawaiian or Other Pacific Islander operators.



United States Department of Agriculture  
National Agricultural Statistics Service

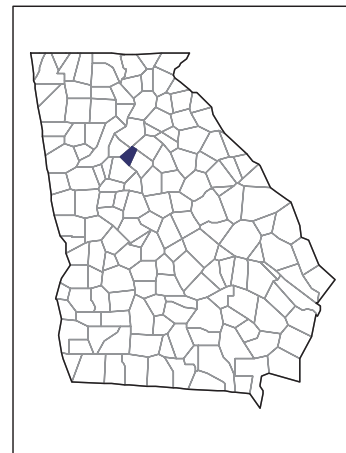
[www.agcensus.usda.gov](http://www.agcensus.usda.gov)



# 2007 CENSUS *OF* AGRICULTURE

**Rockdale County – Georgia**

**Farms with White Operators  
Compared with All Farms**



**Data are not available at this geographic level for farms with White operators.**



United States Department of Agriculture  
National Agricultural Statistics Service

[www.agcensus.usda.gov](http://www.agcensus.usda.gov)

