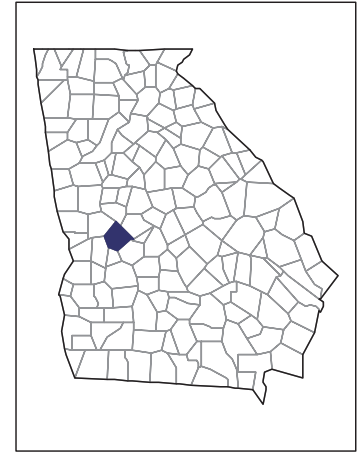


2007 CENSUS OF AGRICULTURE



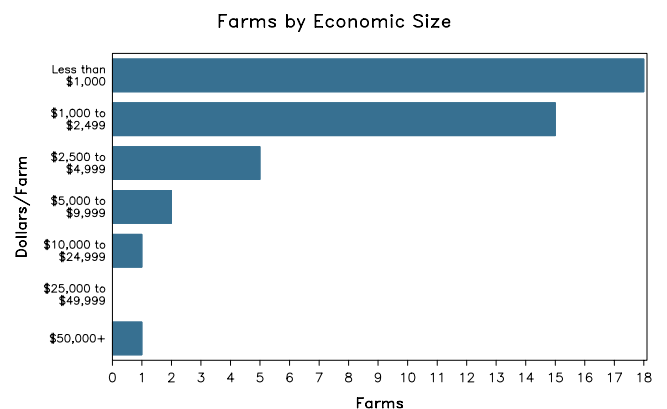
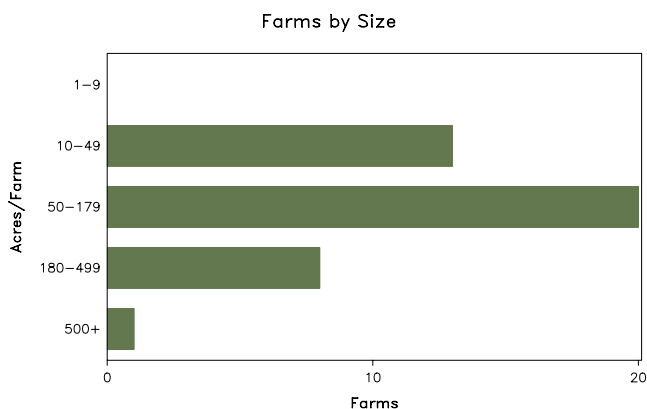
Taylor County – Georgia

Farms with Women Principal Operators Compared with All Farms

	Women Principal Operators	All Farms
Number of Farms	42	262
Land in Farms	5,227 acres	86,657 acres
Average Size of Farm	124 acres	331 acres
Market Value of Products Sold	(D)	\$23,962,000
Crop Sales	\$22,000	\$11,743,000
Livestock Sales	(D)	\$12,219,000
Average Per Farm	(D)	\$91,459
Government Payments	\$22,000	\$1,242,000
Average Per Farm Receiving Payments	\$1,445	\$9,859

See footnotes on reverse page.

Farms with Women Principal Operators



2007 CENSUS OF AGRICULTURE

Taylor County – Georgia Farms with Women Principal Operators

Selected Highlights

Item	Farms	Quantity
MARKET VALUE OF AGRICULTURAL PRODUCTS SOLD (\$1,000)		
Total value of agricultural products sold	42	(D)
Value of crops including nursery and greenhouse	7	22
Value of livestock, poultry, and their products	10	(D)
VALUE OF SALES BY COMMODITY GROUP (\$1,000)		
Grains, oilseeds, dry beans, and dry peas	-	-
Tobacco	-	-
Cotton and cottonseed	-	-
Vegetables, melons, potatoes and sweet potatoes	-	-
Fruits, tree nuts, and berries	3	9
Nursery, greenhouse, floriculture, and sod	-	-
Cut Christmas trees and short rotation woody crops	-	-
Other crops and hay	4	13
Poultry and eggs	4	(D)
Cattle and calves	5	21
Milk and other dairy products from cows	-	-
Hogs and pigs	1	(D)
Sheep, goats, and their products	4	3
Horses, ponies, mules, burros, and donkeys	2	(D)
Aquaculture	-	-
Other animals and other animal products	-	-
TOP CROP ITEMS (acres)		
Forage - land used for all hay and haylage, grass silage, and greenchop	12	468
Pecans, all	3	7
TOP LIVESTOCK INVENTORY ITEMS (number)		
Broilers and other meat-type chickens	1	(D)
Cattle and calves	8	111
Layers	3	90
Horses and ponies	14	74
Goats, all	9	60

Operator Characteristics

Item	Quantity
Primary occupation:	
Farming	11
Other	31
Days worked off farm:	
None	9
Any	33
Years on present farm:	
2 years or less	3
3 to 4 years	4
5 to 9 years	5
10 years or more	30
Age group:	
Under 45 years	-
45 to 64 years	20
65 years and over	22
Average age of principal operator (years)	69.9

Economic Characteristics

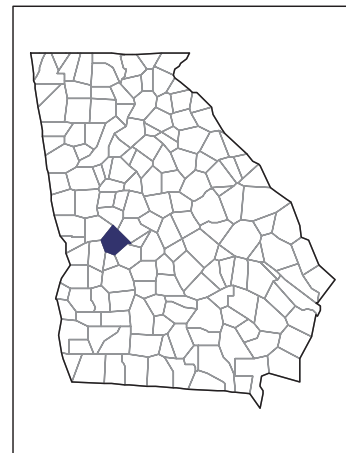
Item	Quantity
Farms by value of sales:	
Less than \$1,000	29
\$1,000 to \$2,499	6
\$2,500 to \$4,999	3
\$5,000 to \$9,999	2
\$10,000 to \$49,999	1
\$50,000 to \$99,999	-
\$100,000 to \$249,999	-
\$250,000 to \$499,999	-
\$500,000 or more	1
Total farm production expenses (\$1,000)	1,356
Average per farm (\$)	32,291
Net cash farm income of operation (\$1,000)	-140
Average per farm (\$)	-3,324
Value of agricultural products sold directly to individuals for human consumption (\$1,000)	(D)
Total organic product sales (\$1,000)	-
Total income from farm-related sources, gross before taxes and expenses (\$1,000)	165

See "Census of Agriculture, Volume 1, Geographic Area Series" for complete footnotes, explanations, definitions, and methodology.
(D) Cannot be disclosed. (Z) Less than half of the unit shown.

2007 CENSUS *OF* AGRICULTURE

Taylor County – Georgia

Farms with Spanish, Hispanic, or Latino Operators Compared with All Farms



Data are not available at this geographic level for farms with Spanish, Hispanic, or Latino operators.



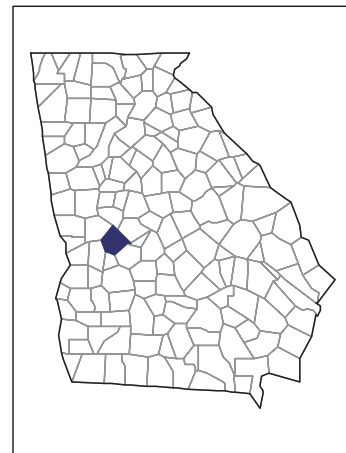
United States Department of Agriculture
National Agricultural Statistics Service

www.agcensus.usda.gov

2007 CENSUS *OF* AGRICULTURE

Taylor County – Georgia

**Farms with American Indian or Alaska
Native Operators Compared with All
Farms**



Data are not available at this geographic level for farms with American Indian or Alaska Native operators.



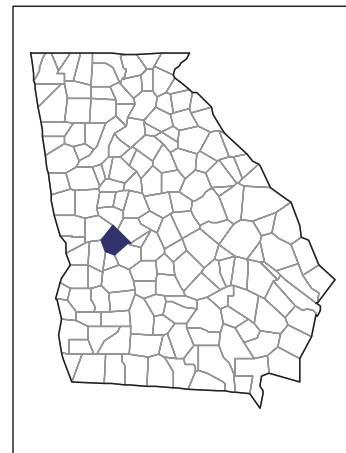
United States Department of Agriculture
National Agricultural Statistics Service

www.agcensus.usda.gov

2007 CENSUS *OF* AGRICULTURE

Taylor County – Georgia

**Farms with Asian Operators
Compared with All Farms**



Data are not available at this geographic level for farms with Asian operators.



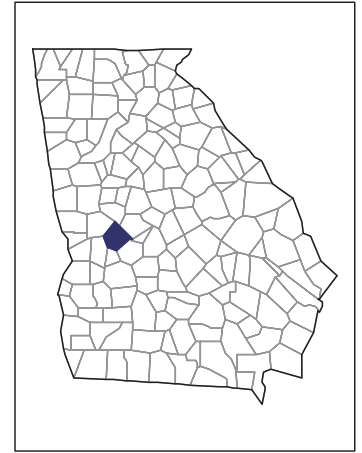
United States Department of Agriculture
National Agricultural Statistics Service

www.agcensus.usda.gov

2007 CENSUS *OF* **AGRICULTURE**

Taylor County – Georgia

**Farms with Black or African American
Operators Compared with All Farms**



Data are not available at this geographic level for farms with Black or African American operators.



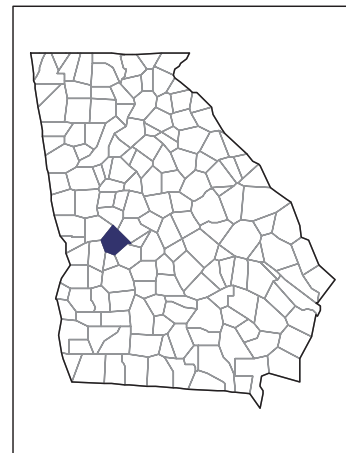
United States Department of Agriculture
National Agricultural Statistics Service

www.agcensus.usda.gov

2007 CENSUS *OF* AGRICULTURE

Taylor County – Georgia

Farms with Native Hawaiian or Other Pacific Islander Operators Compared with All Farms



Data are not available at this geographic level for farms with Native Hawaiian or Other Pacific Islander operators.



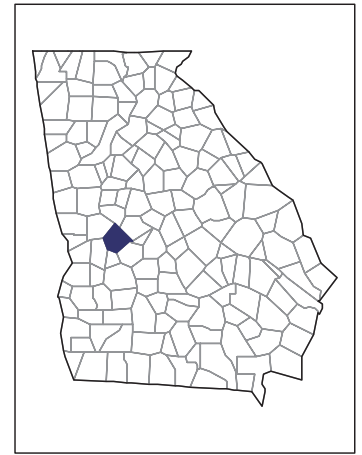
United States Department of Agriculture
National Agricultural Statistics Service

www.agcensus.usda.gov

2007 CENSUS *OF* AGRICULTURE

Taylor County – Georgia

**Farms with White Operators
Compared with All Farms**



Data are not available at this geographic level for farms with White operators.



United States Department of Agriculture
National Agricultural Statistics Service

www.agcensus.usda.gov

