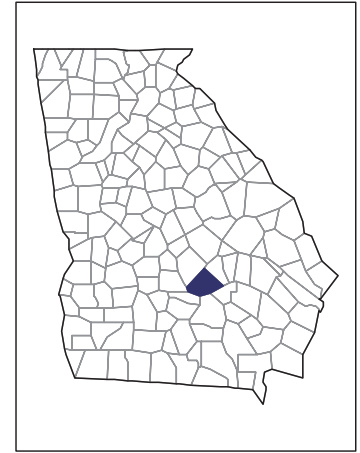


# 2007 CENSUS OF AGRICULTURE



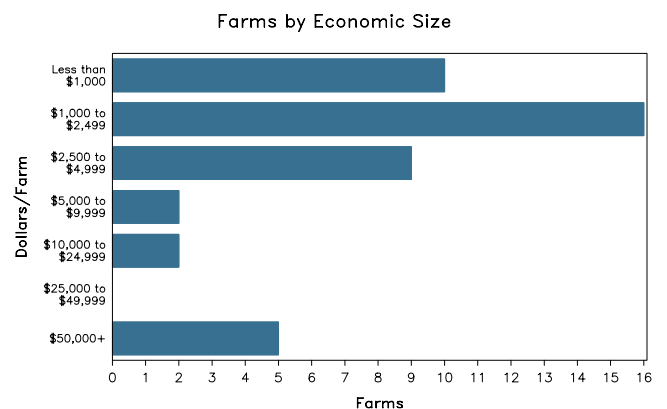
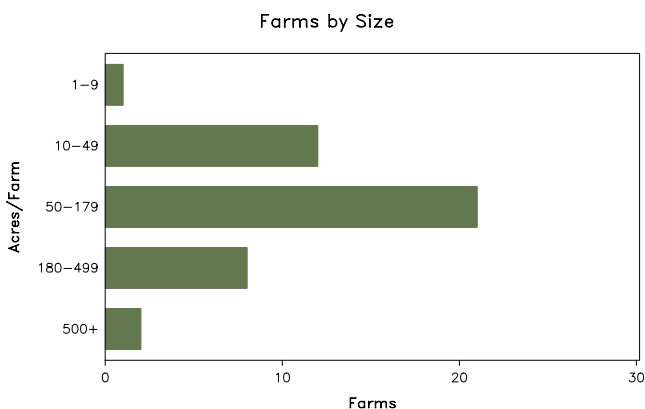
## Telfair County – Georgia

### Farms with Women Principal Operators Compared with All Farms

	Women Principal Operators	All Farms
<b>Number of Farms</b>	44	301
<b>Land in Farms</b>	5,935 acres	61,730 acres
<b>Average Size of Farm</b>	135 acres	205 acres
<b>Market Value of Products Sold</b>	\$405,000	\$7,623,000
Crop Sales	\$399,000	\$6,084,000
Livestock Sales	\$6,000	\$1,538,000
Average Per Farm	\$9,203	\$25,325
<b>Government Payments</b>	\$75,000	\$789,000
Average Per Farm Receiving Payments	\$2,259	\$4,586

See footnotes on reverse page.

### Farms with Women Principal Operators



# 2007 CENSUS OF AGRICULTURE

## Telfair County – Georgia Farms with Women Principal Operators

### Selected Highlights

Item	Farms	Quantity
<b>MARKET VALUE OF AGRICULTURAL PRODUCTS SOLD (\$1,000)</b>		
Total value of agricultural products sold	44	405
Value of crops including nursery and greenhouse	9	399
Value of livestock, poultry, and their products	6	6
<b>VALUE OF SALES BY COMMODITY GROUP (\$1,000)</b>		
Grains, oilseeds, dry beans, and dry peas	1	(D)
Tobacco	-	-
Cotton and cottonseed	-	-
Vegetables, melons, potatoes and sweet potatoes	4	324
Fruits, tree nuts, and berries	1	(D)
Nursery, greenhouse, floriculture, and sod	1	(D)
Cut Christmas trees and short rotation woody crops	-	-
Other crops and hay	2	(D)
Poultry and eggs	-	-
Cattle and calves	1	(D)
Milk and other dairy products from cows	-	-
Hogs and pigs	-	-
Sheep, goats, and their products	-	-
Horses, ponies, mules, burros, and donkeys	5	(D)
Aquaculture	-	-
Other animals and other animal products	-	-
<b>TOP CROP ITEMS (acres)</b>		
Forage - land used for all hay and haylage, grass silage, and greenchop	2	(D)
Vegetables harvested for sale	4	78
Watermelons	4	39
Turnip greens	3	18
Wheat for grain, all	1	(D)
<b>TOP LIVESTOCK INVENTORY ITEMS (number)</b>		
Horses and ponies	6	48
Cattle and calves	3	40

### Operator Characteristics

Item	Quantity
Primary occupation:	
Farming	13
Other	31
Days worked off farm:	
None	19
Any	25
Years on present farm:	
2 years or less	2
3 to 4 years	3
5 to 9 years	13
10 years or more	26
Age group:	
Under 45 years	8
45 to 64 years	20
65 years and over	16
Average age of principal operator (years)	60.3

### Economic Characteristics

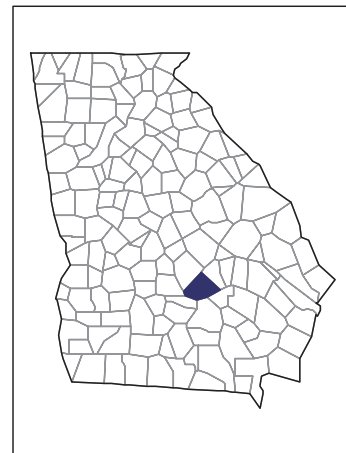
Item	Quantity
Farms by value of sales:	
Less than \$1,000	35
\$1,000 to \$2,499	-
\$2,500 to \$4,999	3
\$5,000 to \$9,999	-
\$10,000 to \$49,999	1
\$50,000 to \$99,999	5
\$100,000 to \$249,999	-
\$250,000 to \$499,999	-
\$500,000 or more	-
Total farm production expenses (\$1,000)	447
Average per farm (\$)	10,158
Net cash farm income of operation (\$1,000)	83
Average per farm (\$)	1,887
Value of agricultural products sold directly to individuals for human consumption (\$1,000)	-
Total organic product sales (\$1,000)	2
Total income from farm-related sources, gross before taxes and expenses (\$1,000)	50

See "Census of Agriculture, Volume 1, Geographic Area Series" for complete footnotes, explanations, definitions, and methodology.  
(D) Cannot be disclosed. (Z) Less than half of the unit shown.

# 2007 CENSUS *OF* AGRICULTURE

## Telfair County – Georgia

### Farms with Spanish, Hispanic, or Latino Operators Compared with All Farms



Data are not available at this geographic level for farms with Spanish, Hispanic, or Latino operators.



United States Department of Agriculture  
National Agricultural Statistics Service

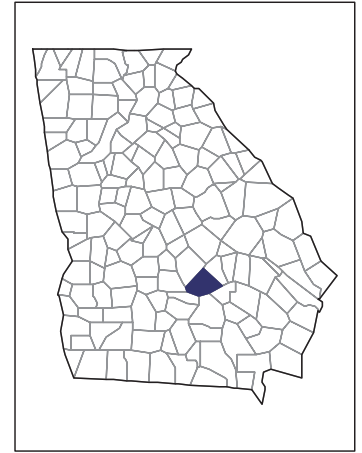
[www.agcensus.usda.gov](http://www.agcensus.usda.gov)



# 2007 CENSUS *OF* AGRICULTURE

**Telfair County – Georgia**

**Farms with American Indian or Alaska  
Native Operators Compared with All  
Farms**



**Data are not available at this geographic level for farms with American Indian or Alaska Native operators.**



United States Department of Agriculture  
National Agricultural Statistics Service

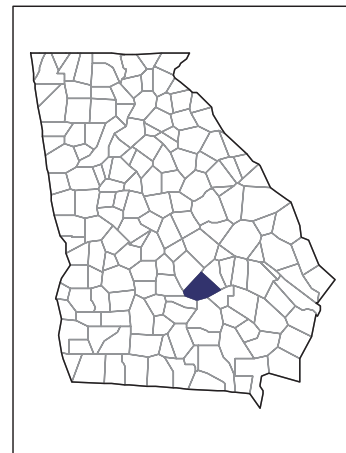
[www.agcensus.usda.gov](http://www.agcensus.usda.gov)



# 2007 CENSUS *OF* AGRICULTURE

**Telfair County – Georgia**

**Farms with Asian Operators  
Compared with All Farms**



**Data are not available at this geographic level for farms with Asian operators.**



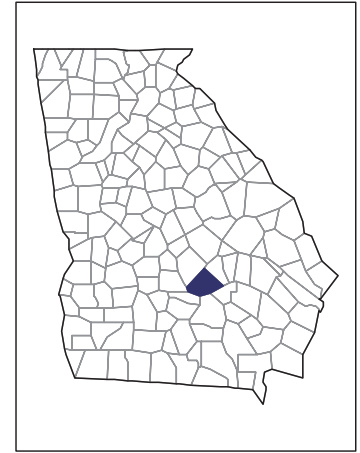
United States Department of Agriculture  
National Agricultural Statistics Service

[www.agcensus.usda.gov](http://www.agcensus.usda.gov)





# 2007 CENSUS OF AGRICULTURE



## Telfair County – Georgia

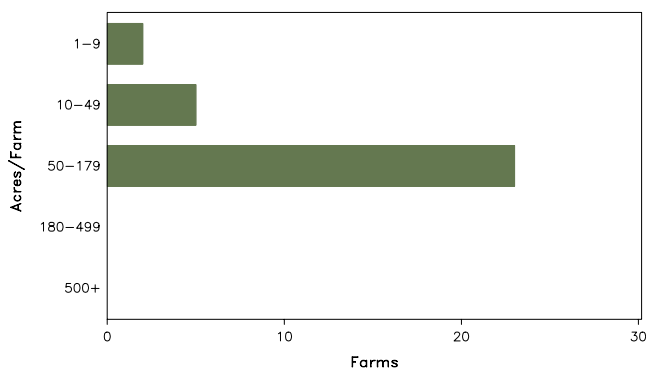
### Farms with Black or African American Operators Compared with All Farms

	Black or African American Operators <sup>2</sup>	All Farms
<b>Number of Farm Operators</b> <sup>1</sup>	38	383
<b>Number of Farms</b>	30	301
<b>Land in Farms</b>	2,388 acres	61,730 acres
<b>Average Size of Farm</b>	80 acres	205 acres
<b>Market Value of Products Sold</b>	\$271,000	\$7,623,000
Crop Sales	\$242,000	\$6,084,000
Livestock Sales	\$29,000	\$1,538,000
Average Per Farm	\$9,037	\$25,325
<b>Government Payments</b>	\$8,000	\$789,000
Average Per Farm Receiving Payments	\$468	\$4,586

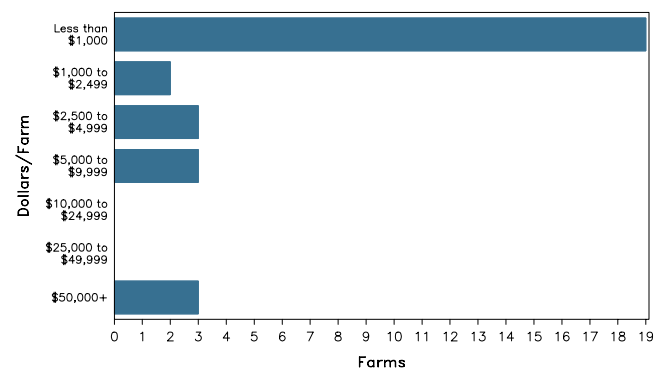
See footnotes on reverse page.

#### Farms with Black or African American Operators

Farms by Size



Farms by Economic Size



# 2007 CENSUS OF AGRICULTURE

## Telfair County – Georgia Farms with Black or African American Operators

### Selected Highlights

Item	Farms	Quantity
<b>MARKET VALUE OF AGRICULTURAL PRODUCTS SOLD (\$1,000)</b>		
Total value of agricultural products sold	30	271
Value of crops including nursery and greenhouse	8	242
Value of livestock, poultry, and their products	5	29
<b>VALUE OF SALES BY COMMODITY GROUP (\$1,000)</b>		
Grains, oilseeds, dry beans, and dry peas	4	1
Tobacco	-	-
Cotton and cottonseed	-	-
Vegetables, melons, potatoes and sweet potatoes	3	(D)
Fruits, tree nuts, and berries	-	-
Nursery, greenhouse, floriculture, and sod	-	-
Cut Christmas trees and short rotation woody crops	-	-
Other crops and hay	1	(D)
Poultry and eggs	-	-
Cattle and calves	5	29
Milk and other dairy products from cows	-	-
Hogs and pigs	-	-
Sheep, goats, and their products	-	-
Horses, ponies, mules, burros, and donkeys	-	-
Aquaculture	-	-
Other animals and other animal products	-	-
<b>TOP CROP ITEMS (acres)</b>		
Vegetables harvested for sale	3	48
Oats for grain	4	40
Forage - land used for all hay and haylage, grass silage, and greenchop	3	30
Turnip greens	3	18
Watermelons	3	9
<b>TOP LIVESTOCK INVENTORY ITEMS (number)</b>		
Cattle and calves	11	198
Goats, all	4	12
Horses and ponies	4	8

### Operator Characteristics

Item	Quantity
Primary occupation:	
Farming	13
Other	25
Days worked off farm:	
None	13
Any	25
Years on present farm:	
2 years or less	4
3 to 4 years	-
5 to 9 years	15
10 years or more	19
Age group:	
Under 45 years	8
45 to 64 years	23
65 years and over	7
Average age (years)	55.6

### Economic Characteristics

Item	Quantity
Farms by value of sales:	
Less than \$1,000	21
\$1,000 to \$2,499	-
\$2,500 to \$4,999	3
\$5,000 to \$9,999	3
\$10,000 to \$49,999	-
\$50,000 to \$99,999	3
\$100,000 to \$249,999	-
\$250,000 to \$499,999	-
\$500,000 or more	-
Total farm production expenses (\$1,000)	530
Average per farm (\$)	17,651
Net cash farm income of operation (\$1,000)	-243
Average per farm (\$)	-8,086
Value of agricultural products sold directly to individuals for human consumption (\$1,000)	-
Total organic product sales (\$1,000)	2
Total income from farm-related sources, gross before taxes and expenses (\$1,000)	8

See "Census of Agriculture, Volume 1, Geographic Area Series" for complete footnotes, explanations, definitions, and methodology.

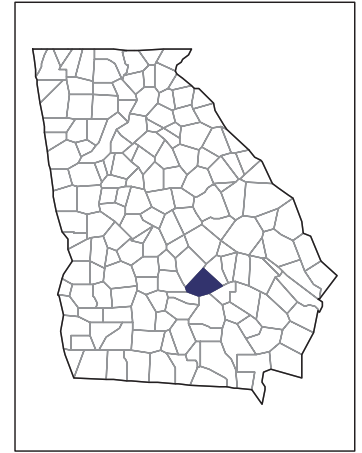
(D) Cannot be disclosed. (Z) Less than half of the unit shown.

<sup>1</sup> Data were collected for a maximum of three operators per farm. <sup>2</sup> Operators reporting selected race alone or in combination with other races.

# 2007 CENSUS *OF* **AGRICULTURE**

**Telfair County – Georgia**

**Farms with Native Hawaiian or Other  
Pacific Islander Operators Compared  
with All Farms**



**Data are not available at this geographic level for farms with Native Hawaiian or Other Pacific Islander operators.**



United States Department of Agriculture  
National Agricultural Statistics Service

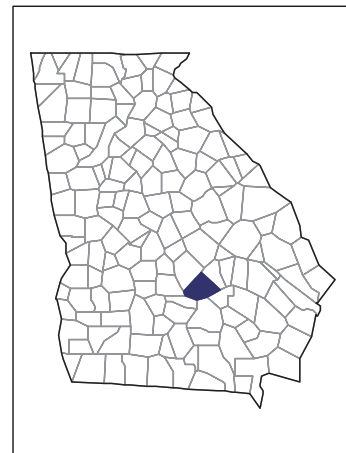
[www.agcensus.usda.gov](http://www.agcensus.usda.gov)



# 2007 CENSUS *OF* AGRICULTURE

**Telfair County – Georgia**

**Farms with White Operators  
Compared with All Farms**



**Data are not available at this geographic level for farms with White operators.**



United States Department of Agriculture  
National Agricultural Statistics Service

[www.agcensus.usda.gov](http://www.agcensus.usda.gov)

