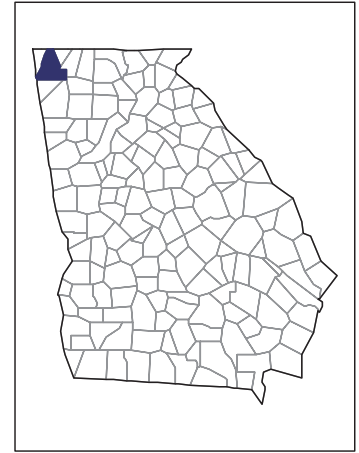


2007 CENSUS OF AGRICULTURE



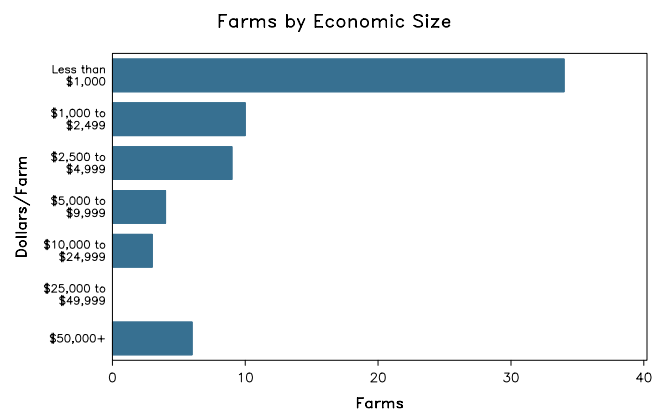
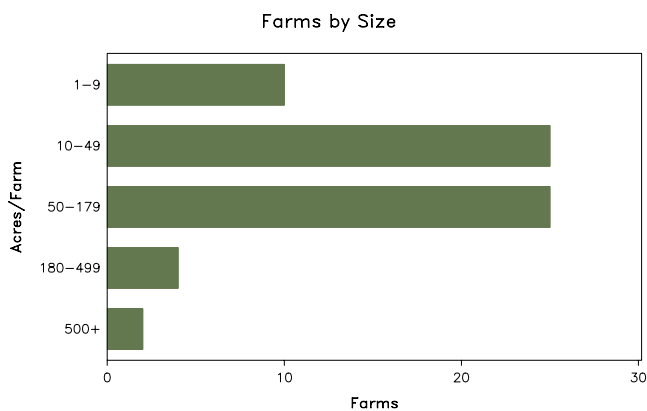
Walker County – Georgia

Farms with Women Principal Operators Compared with All Farms

	Women Principal Operators	All Farms
Number of Farms	66	538
Land in Farms	6,012 acres	71,152 acres
Average Size of Farm	91 acres	132 acres
Market Value of Products Sold	\$12,938,000	\$90,307,000
Crop Sales	\$67,000	\$1,344,000
Livestock Sales	\$12,870,000	\$88,962,000
Average Per Farm	\$196,023	\$167,856
Government Payments	-	\$209,000
Average Per Farm Receiving Payments	\$74	\$2,512

See footnotes on reverse page.

Farms with Women Principal Operators



2007 CENSUS OF AGRICULTURE

Walker County – Georgia Farms with Women Principal Operators

Selected Highlights

Item	Farms	Quantity
MARKET VALUE OF AGRICULTURAL PRODUCTS SOLD (\$1,000)		
Total value of agricultural products sold	66	12,938
Value of crops including nursery and greenhouse	12	67
Value of livestock, poultry, and their products	36	12,870
VALUE OF SALES BY COMMODITY GROUP (\$1,000)		
Grains, oilseeds, dry beans, and dry peas	-	-
Tobacco	-	-
Cotton and cottonseed	-	-
Vegetables, melons, potatoes and sweet potatoes	3	1
Fruits, tree nuts, and berries	1	(D)
Nursery, greenhouse, floriculture, and sod	-	-
Cut Christmas trees and short rotation woody crops	-	-
Other crops and hay	8	(D)
Poultry and eggs	15	(D)
Cattle and calves	18	(D)
Milk and other dairy products from cows	-	-
Hogs and pigs	-	-
Sheep, goats, and their products	2	(D)
Horses, ponies, mules, burros, and donkeys	7	(D)
Aquaculture	-	-
Other animals and other animal products	3	42
TOP CROP ITEMS (acres)		
Forage - land used for all hay and haylage, grass silage, and greenchop	18	453
Grapes	1	(D)
Cut Christmas trees	2	(D)
Vegetables harvested for sale	3	9
Sweet corn	3	2
TOP LIVESTOCK INVENTORY ITEMS (number)		
Broilers and other meat-type chickens	4	840,000
Layers	11	(D)
Cattle and calves	25	285
Horses and ponies	33	279
Alpacas	2	(D)

Operator Characteristics

Item	Quantity
Primary occupation:	
Farming	43
Other	23
Days worked off farm:	
None	20
Any	46
Years on present farm:	
2 years or less	2
3 to 4 years	17
5 to 9 years	9
10 years or more	38
Age group:	
Under 45 years	7
45 to 64 years	45
65 years and over	14
Average age of principal operator (years)	55.4

Economic Characteristics

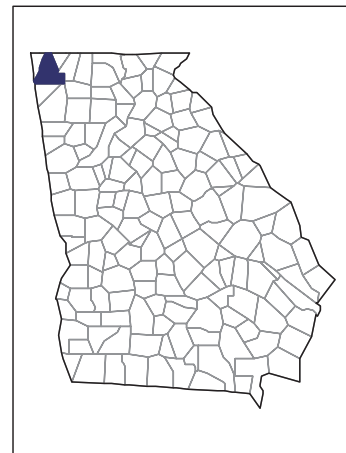
Item	Quantity
Farms by value of sales:	
Less than \$1,000	34
\$1,000 to \$2,499	10
\$2,500 to \$4,999	9
\$5,000 to \$9,999	4
\$10,000 to \$49,999	3
\$50,000 to \$99,999	1
\$100,000 to \$249,999	-
\$250,000 to \$499,999	1
\$500,000 or more	4
Total farm production expenses (\$1,000)	10,781
Average per farm (\$)	163,346
Net cash farm income of operation (\$1,000)	2,245
Average per farm (\$)	34,015
Value of agricultural products sold directly to individuals for human consumption (\$1,000)	14
Total organic product sales (\$1,000)	9
Total income from farm-related sources, gross before taxes and expenses (\$1,000)	88

See "Census of Agriculture, Volume 1, Geographic Area Series" for complete footnotes, explanations, definitions, and methodology.
(D) Cannot be disclosed. (Z) Less than half of the unit shown.

2007 CENSUS OF AGRICULTURE

Walker County – Georgia

Farms with Spanish, Hispanic, or Latino Operators Compared with All Farms



Data are not available at this geographic level for farms with Spanish, Hispanic, or Latino operators.



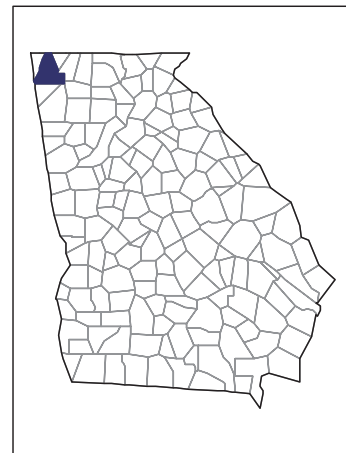
United States Department of Agriculture
National Agricultural Statistics Service

www.agcensus.usda.gov

2007 CENSUS *OF* AGRICULTURE

Walker County – Georgia

Farms with American Indian or Alaska Native Operators Compared with All Farms



Data are not available at this geographic level for farms with American Indian or Alaska Native operators.



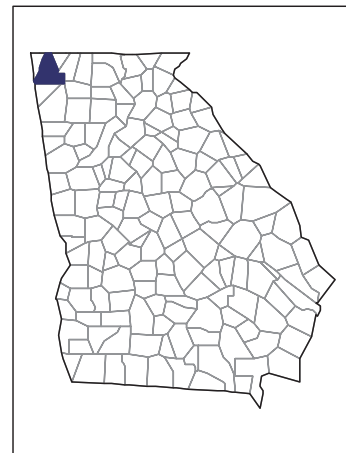
United States Department of Agriculture
National Agricultural Statistics Service

www.agcensus.usda.gov

2007 CENSUS OF AGRICULTURE

Walker County – Georgia

**Farms with Asian Operators
Compared with All Farms**



Data are not available at this geographic level for farms with Asian operators.



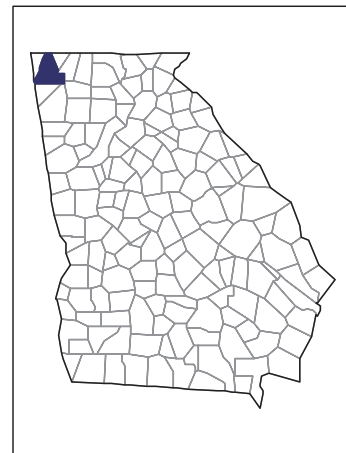
United States Department of Agriculture
National Agricultural Statistics Service

www.agcensus.usda.gov

2007 CENSUS *OF* AGRICULTURE

Walker County – Georgia

Farms with Black or African American Operators Compared with All Farms



Data are not available at this geographic level for farms with Black or African American operators.



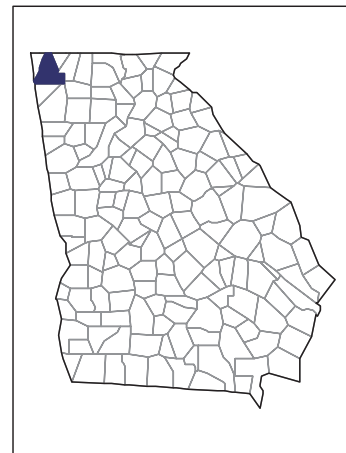
United States Department of Agriculture
National Agricultural Statistics Service

www.agcensus.usda.gov

2007 CENSUS OF AGRICULTURE

Walker County – Georgia

Farms with Native Hawaiian or Other Pacific Islander Operators Compared with All Farms



Data are not available at this geographic level for farms with Native Hawaiian or Other Pacific Islander operators.



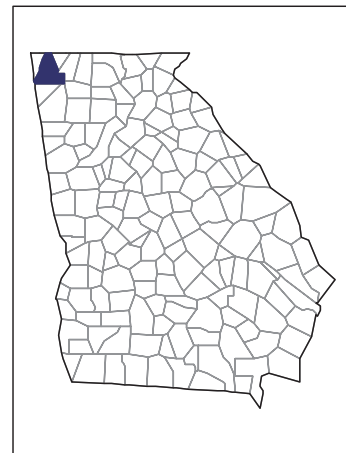
United States Department of Agriculture
National Agricultural Statistics Service

www.agcensus.usda.gov

2007 CENSUS OF AGRICULTURE

Walker County – Georgia

**Farms with White Operators
Compared with All Farms**



Data are not available at this geographic level for farms with White operators.



United States Department of Agriculture
National Agricultural Statistics Service

www.agcensus.usda.gov

