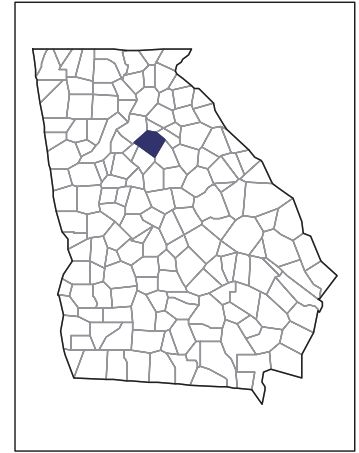


2007 CENSUS OF AGRICULTURE



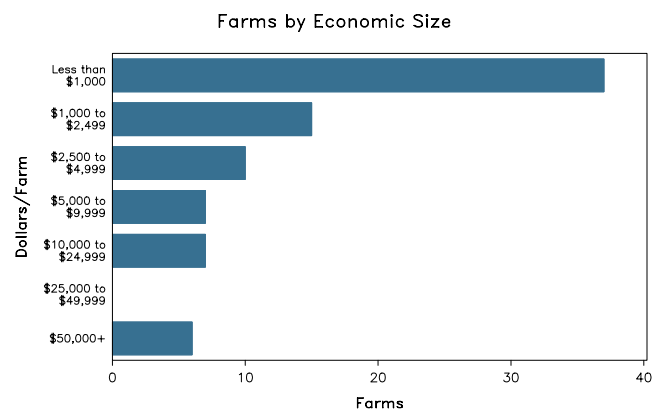
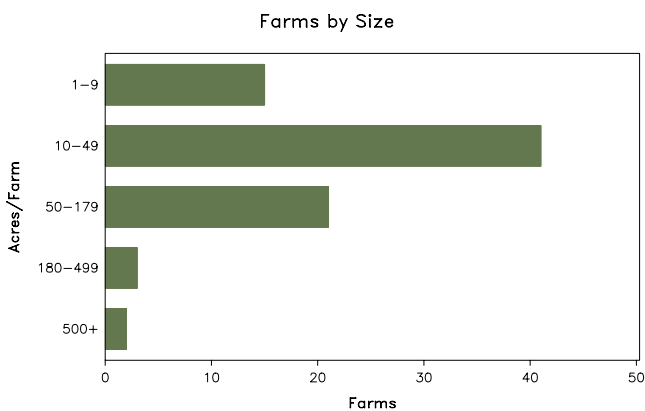
Walton County – Georgia

Farms with Women Principal Operators Compared with All Farms

	Women Principal Operators	All Farms
Number of Farms	82	490
Land in Farms	5,293 acres	53,696 acres
Average Size of Farm	65 acres	110 acres
Market Value of Products Sold	\$3,991,000	\$37,260,000
Crop Sales	(D)	\$10,719,000
Livestock Sales	(D)	\$26,541,000
Average Per Farm	\$48,665	\$76,040
Government Payments	\$30,000	\$241,000
Average Per Farm Receiving Payments	\$1,683	\$1,897

See footnotes on reverse page.

Farms with Women Principal Operators



2007 CENSUS OF AGRICULTURE

Walton County – Georgia Farms with Women Principal Operators

Selected Highlights

Item	Farms	Quantity
MARKET VALUE OF AGRICULTURAL PRODUCTS SOLD (\$1,000)		
Total value of agricultural products sold	82	3,991
Value of crops including nursery and greenhouse	19	(D)
Value of livestock, poultry, and their products	32	(D)
VALUE OF SALES BY COMMODITY GROUP (\$1,000)		
Grains, oilseeds, dry beans, and dry peas	-	-
Tobacco	-	-
Cotton and cottonseed	1	(D)
Vegetables, melons, potatoes and sweet potatoes	1	(D)
Fruits, tree nuts, and berries	3	9
Nursery, greenhouse, floriculture, and sod	6	2,364
Cut Christmas trees and short rotation woody crops	1	(D)
Other crops and hay	9	(D)
Poultry and eggs	10	(D)
Cattle and calves	4	(D)
Milk and other dairy products from cows	-	-
Hogs and pigs	-	-
Sheep, goats, and their products	8	5
Horses, ponies, mules, burros, and donkeys	17	104
Aquaculture	-	-
Other animals and other animal products	1	(D)
TOP CROP ITEMS (acres)		
Nursery stock	3	(D)
Forage - land used for all hay and haylage, grass silage, and greenchop	15	176
Short-rotation woody crops	1	(D)
Cotton, all	1	(D)
Field and grass seed crops, all	3	18
TOP LIVESTOCK INVENTORY ITEMS (number)		
Pullets for laying flock replacement	1	(D)
Horses and ponies	42	341
Layers	9	166
Goats, all	10	162
Cattle and calves	7	136

Operator Characteristics

Item	Quantity
Primary occupation:	
Farming	34
Other	48
Days worked off farm:	
None	37
Any	45
Years on present farm:	
2 years or less	7
3 to 4 years	4
5 to 9 years	34
10 years or more	37
Age group:	
Under 45 years	13
45 to 64 years	53
65 years and over	16
Average age of principal operator (years)	54.8

Economic Characteristics

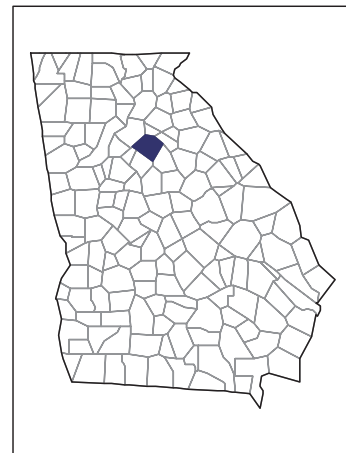
Item	Quantity
Farms by value of sales:	
Less than \$1,000	47
\$1,000 to \$2,499	6
\$2,500 to \$4,999	11
\$5,000 to \$9,999	6
\$10,000 to \$49,999	6
\$50,000 to \$99,999	1
\$100,000 to \$249,999	2
\$250,000 to \$499,999	-
\$500,000 or more	3
Total farm production expenses (\$1,000)	3,687
Average per farm (\$)	44,965
Net cash farm income of operation (\$1,000)	610
Average per farm (\$)	7,439
Value of agricultural products sold directly to individuals for human consumption (\$1,000)	2
Total organic product sales (\$1,000)	(D)
Total income from farm-related sources, gross before taxes and expenses (\$1,000)	276

See "Census of Agriculture, Volume 1, Geographic Area Series" for complete footnotes, explanations, definitions, and methodology.
(D) Cannot be disclosed. (Z) Less than half of the unit shown.

2007 CENSUS *OF* AGRICULTURE

Walton County – Georgia

Farms with Spanish, Hispanic, or Latino Operators Compared with All Farms



Data are not available at this geographic level for farms with Spanish, Hispanic, or Latino operators.



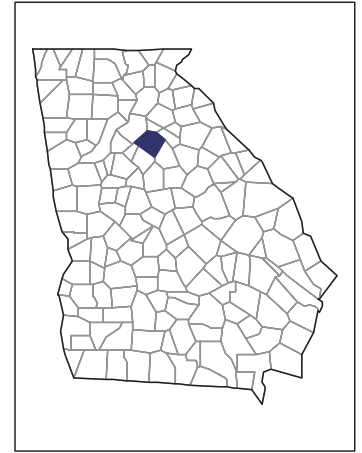
United States Department of Agriculture
National Agricultural Statistics Service

www.agcensus.usda.gov

2007 CENSUS *OF* **AGRICULTURE**

Walton County – Georgia

Farms with American Indian or Alaska Native Operators Compared with All Farms



Data are not available at this geographic level for farms with American Indian or Alaska Native operators.



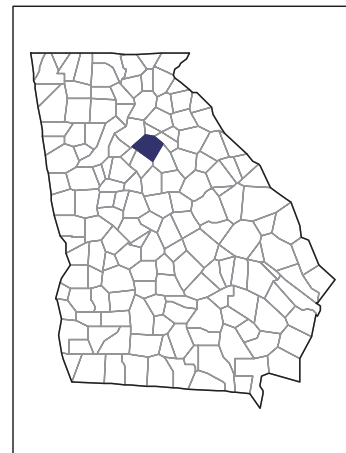
United States Department of Agriculture
National Agricultural Statistics Service

www.agcensus.usda.gov

2007 CENSUS *OF* AGRICULTURE

Walton County – Georgia

**Farms with Asian Operators
Compared with All Farms**



Data are not available at this geographic level for farms with Asian operators.



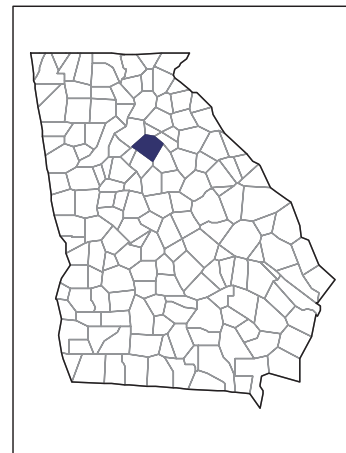
United States Department of Agriculture
National Agricultural Statistics Service

www.agcensus.usda.gov

2007 CENSUS *OF* **AGRICULTURE**

Walton County – Georgia

Farms with Black or African American Operators Compared with All Farms



Data are not available at this geographic level for farms with Black or African American operators.



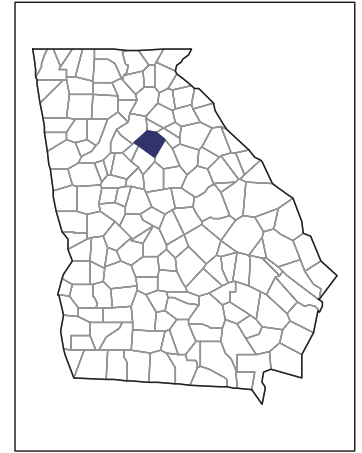
United States Department of Agriculture
National Agricultural Statistics Service

www.agcensus.usda.gov

2007 CENSUS *OF* AGRICULTURE

Walton County – Georgia

Farms with Native Hawaiian or Other Pacific Islander Operators Compared with All Farms



Data are not available at this geographic level for farms with Native Hawaiian or Other Pacific Islander operators.



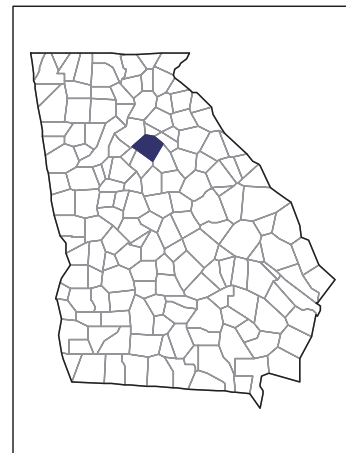
United States Department of Agriculture
National Agricultural Statistics Service

www.agcensus.usda.gov

2007 CENSUS OF AGRICULTURE

Walton County – Georgia

**Farms with White Operators
Compared with All Farms**



Data are not available at this geographic level for farms with White operators.



United States Department of Agriculture
National Agricultural Statistics Service

www.agcensus.usda.gov

