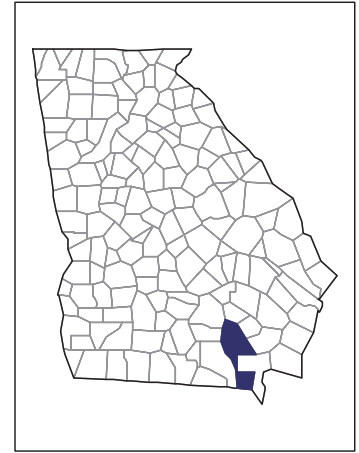


# 2007 CENSUS OF AGRICULTURE



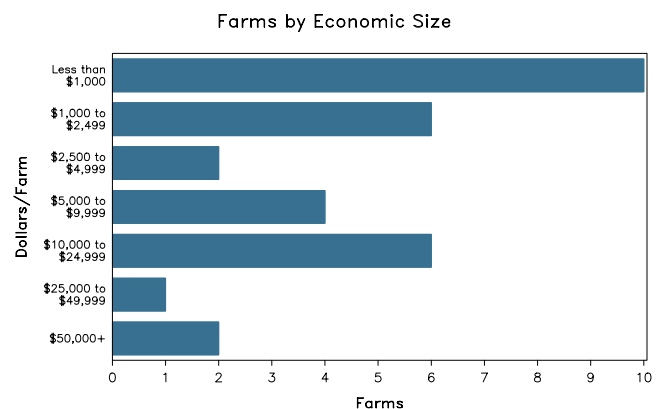
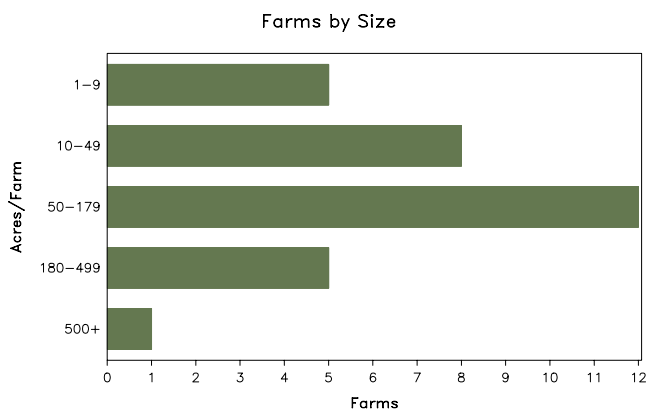
## Ware County – Georgia

### Farms with Women Principal Operators Compared with All Farms

	Women Principal Operators	All Farms
<b>Number of Farms</b>	31	280
<b>Land in Farms</b>	4,868 acres	50,279 acres
<b>Average Size of Farm</b>	157 acres	180 acres
<b>Market Value of Products Sold</b>	\$1,187,000	\$21,437,000
Crop Sales	(D)	\$9,452,000
Livestock Sales	(D)	\$11,985,000
Average Per Farm	\$38,285	\$76,561
<b>Government Payments</b>	\$58,000	\$496,000
Average Per Farm Receiving Payments	\$4,825	\$6,609

See footnotes on reverse page.

### Farms with Women Principal Operators



# 2007 CENSUS OF AGRICULTURE

## Ware County – Georgia Farms with Women Principal Operators

### Selected Highlights

Item	Farms	Quantity
<b>MARKET VALUE OF AGRICULTURAL PRODUCTS SOLD (\$1,000)</b>		
Total value of agricultural products sold	31	1,187
Value of crops including nursery and greenhouse	14	(D)
Value of livestock, poultry, and their products	8	(D)
<b>VALUE OF SALES BY COMMODITY GROUP (\$1,000)</b>		
Grains, oilseeds, dry beans, and dry peas	1	(D)
Tobacco	-	-
Cotton and cottonseed	-	-
Vegetables, melons, potatoes and sweet potatoes	-	-
Fruits, tree nuts, and berries	9	(D)
Nursery, greenhouse, floriculture, and sod	2	(D)
Cut Christmas trees and short rotation woody crops	-	-
Other crops and hay	2	(D)
Poultry and eggs	2	(D)
Cattle and calves	4	29
Milk and other dairy products from cows	-	-
Hogs and pigs	-	-
Sheep, goats, and their products	-	-
Horses, ponies, mules, burros, and donkeys	2	(D)
Aquaculture	-	-
Other animals and other animal products	-	-
<b>TOP CROP ITEMS (acres)</b>		
Land in berries	2	(D)
Pecans, all	8	84
Forage - land used for all hay and haylage, grass silage, and greenchop	2	(D)
Corn for grain	1	(D)
Floriculture crops, total	2	(D)
<b>TOP LIVESTOCK INVENTORY ITEMS (number)</b>		
Broilers and other meat-type chickens	1	(D)
Quail	1	(D)
Cattle and calves	4	64
Horses and ponies	8	62
Layers	3	18

### Operator Characteristics

Item	Quantity
Primary occupation:	
Farming	13
Other	18
Days worked off farm:	
None	11
Any	20
Years on present farm:	
2 years or less	1
3 to 4 years	1
5 to 9 years	9
10 years or more	20
Age group:	
Under 45 years	2
45 to 64 years	9
65 years and over	20
Average age of principal operator (years)	65.1

### Economic Characteristics

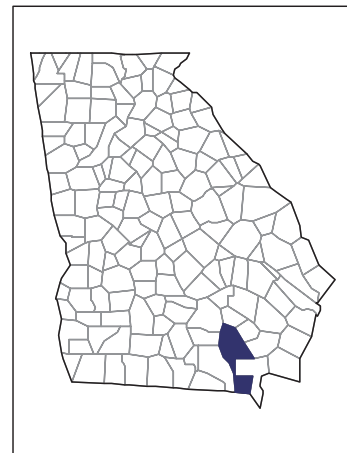
Item	Quantity
Farms by value of sales:	
Less than \$1,000	16
\$1,000 to \$2,499	2
\$2,500 to \$4,999	2
\$5,000 to \$9,999	3
\$10,000 to \$49,999	6
\$50,000 to \$99,999	1
\$100,000 to \$249,999	-
\$250,000 to \$499,999	-
\$500,000 or more	1
Total farm production expenses (\$1,000)	992
Average per farm (\$)	32,009
Net cash farm income of operation (\$1,000)	538
Average per farm (\$)	17,361
Value of agricultural products sold directly to individuals for human consumption (\$1,000)	(D)
Total organic product sales (\$1,000)	-
Total income from farm-related sources, gross before taxes and expenses (\$1,000)	286

See "Census of Agriculture, Volume 1, Geographic Area Series" for complete footnotes, explanations, definitions, and methodology.  
(D) Cannot be disclosed. (Z) Less than half of the unit shown.

# 2007 CENSUS *OF* AGRICULTURE

## Ware County – Georgia

### Farms with Spanish, Hispanic, or Latino Operators Compared with All Farms



Data are not available at this geographic level for farms with Spanish, Hispanic, or Latino operators.



United States Department of Agriculture  
National Agricultural Statistics Service

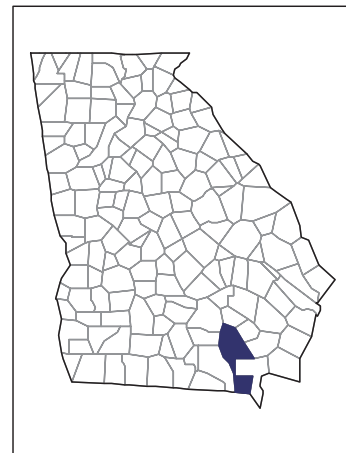
[www.agcensus.usda.gov](http://www.agcensus.usda.gov)



# 2007 CENSUS OF AGRICULTURE

## Ware County – Georgia

### Farms with American Indian or Alaska Native Operators Compared with All Farms



Data are not available at this geographic level for farms with American Indian or Alaska Native operators.



United States Department of Agriculture  
National Agricultural Statistics Service

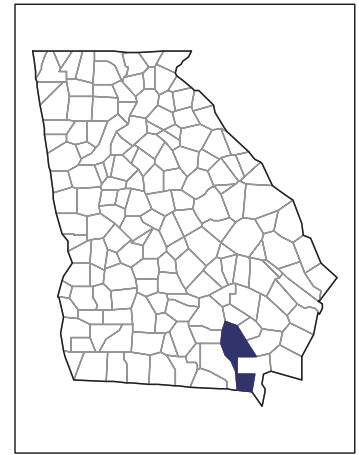
[www.agcensus.usda.gov](http://www.agcensus.usda.gov)



# 2007 CENSUS *OF* AGRICULTURE

**Ware County – Georgia**

**Farms with Asian Operators  
Compared with All Farms**



**Data are not available at this geographic level for farms with Asian operators.**



United States Department of Agriculture  
National Agricultural Statistics Service

[www.agcensus.usda.gov](http://www.agcensus.usda.gov)

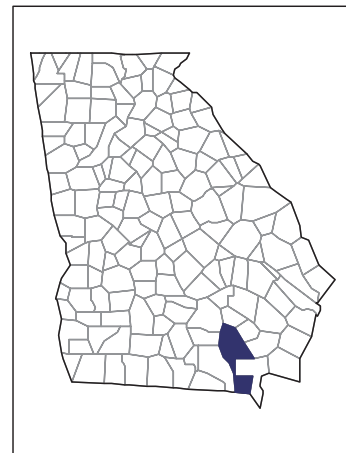




# 2007 CENSUS *OF* AGRICULTURE

**Ware County – Georgia**

**Farms with Black or African American  
Operators Compared with All Farms**



**Data are not available at this geographic level for farms with Black or African American operators.**



United States Department of Agriculture  
National Agricultural Statistics Service

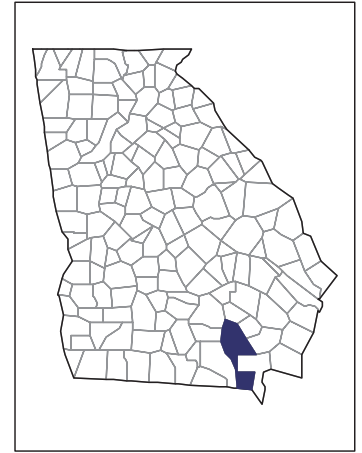
[www.agcensus.usda.gov](http://www.agcensus.usda.gov)



# 2007 CENSUS *OF* **AGRICULTURE**

## Ware County – Georgia

### Farms with Native Hawaiian or Other Pacific Islander Operators Compared with All Farms



Data are not available at this geographic level for farms with Native Hawaiian or Other Pacific Islander operators.



United States Department of Agriculture  
National Agricultural Statistics Service

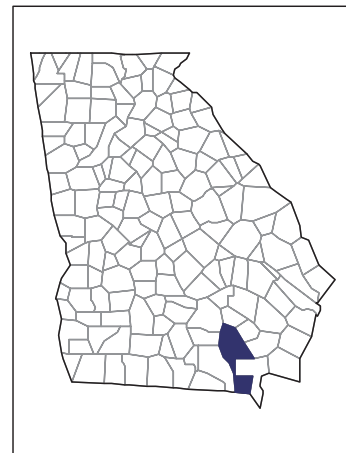
[www.agcensus.usda.gov](http://www.agcensus.usda.gov)



# 2007 CENSUS *OF* AGRICULTURE

**Ware County – Georgia**

**Farms with White Operators  
Compared with All Farms**



**Data are not available at this geographic level for farms with White operators.**



United States Department of Agriculture  
National Agricultural Statistics Service

[www.agcensus.usda.gov](http://www.agcensus.usda.gov)

