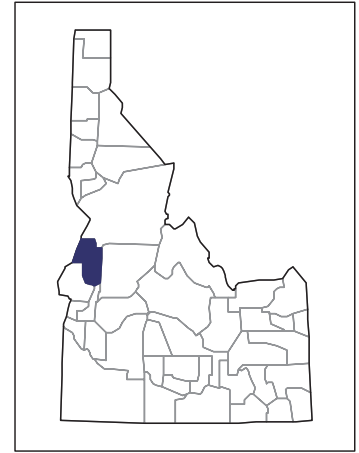


2007 CENSUS OF AGRICULTURE



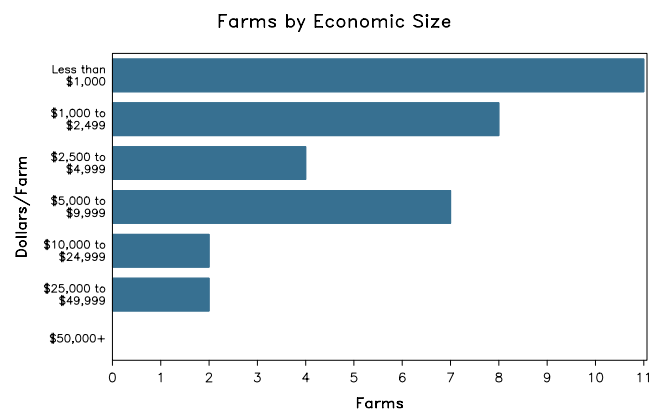
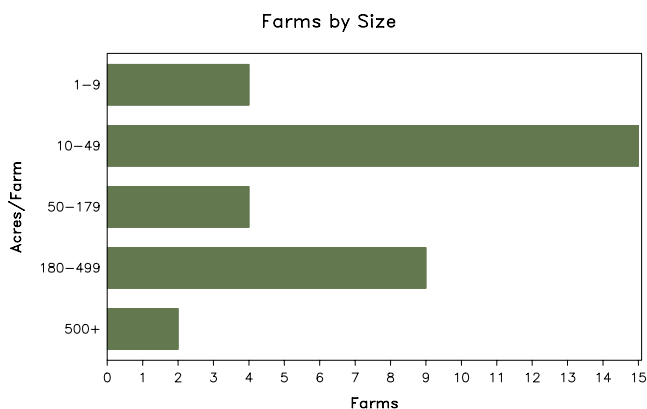
Adams County – Idaho

Farms with Women Principal Operators Compared with All Farms

	Women Principal Operators	All Farms
Number of Farms	34	258
Land in Farms	4,518 acres	148,996 acres
Average Size of Farm	133 acres	578 acres
Market Value of Products Sold	\$173,000	\$9,128,000
Crop Sales	\$14,000	\$984,000
Livestock Sales	\$159,000	\$8,144,000
Average Per Farm	\$5,092	\$35,379
Government Payments	(D)	\$268,000
Average Per Farm Receiving Payments	(D)	\$6,531

See footnotes on reverse page.

Farms with Women Principal Operators



2007 CENSUS OF AGRICULTURE

Adams County – Idaho Farms with Women Principal Operators

Selected Highlights

Item	Farms	Quantity
MARKET VALUE OF AGRICULTURAL PRODUCTS SOLD (\$1,000)		
Total value of agricultural products sold	34	173
Value of crops including nursery and greenhouse	8	14
Value of livestock, poultry, and their products	21	159
VALUE OF SALES BY COMMODITY GROUP (\$1,000)		
Grains, oilseeds, dry beans, and dry peas	-	-
Tobacco	-	-
Cotton and cottonseed	-	-
Vegetables, melons, potatoes and sweet potatoes	2	(D)
Fruits, tree nuts, and berries	1	(D)
Nursery, greenhouse, floriculture, and sod	-	-
Cut Christmas trees and short rotation woody crops	-	-
Other crops and hay	5	(D)
Poultry and eggs	-	-
Cattle and calves	13	(D)
Milk and other dairy products from cows	-	-
Hogs and pigs	4	9
Sheep, goats, and their products	4	(D)
Horses, ponies, mules, burros, and donkeys	2	(D)
Aquaculture	-	-
Other animals and other animal products	-	-
TOP CROP ITEMS (acres)		
Forage - land used for all hay and haylage, grass silage, and greenchop	10	303
Vegetables harvested for sale	2	(D)
Land in berries	1	(D)
Beans, snap	2	(D)
Beets	2	(D)
TOP LIVESTOCK INVENTORY ITEMS (number)		
Cattle and calves	16	260
Horses and ponies	23	140
Sheep and lambs	3	119
Goats, all	4	52
Llamas	2	(D)

Operator Characteristics

Item	Quantity
Primary occupation:	
Farming	18
Other	16
Days worked off farm:	
None	10
Any	24
Years on present farm:	
2 years or less	-
3 to 4 years	2
5 to 9 years	5
10 years or more	27
Age group:	
Under 45 years	-
45 to 64 years	26
65 years and over	8
Average age of principal operator (years)	56.8

Economic Characteristics

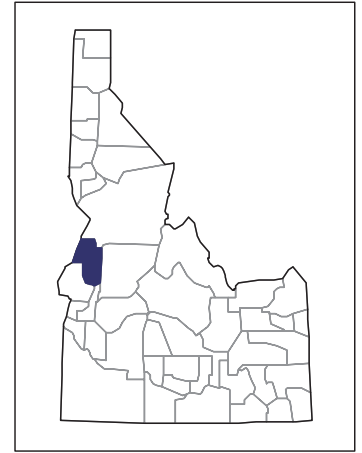
Item	Quantity
Farms by value of sales:	
Less than \$1,000	11
\$1,000 to \$2,499	8
\$2,500 to \$4,999	6
\$5,000 to \$9,999	5
\$10,000 to \$49,999	4
\$50,000 to \$99,999	-
\$100,000 to \$249,999	-
\$250,000 to \$499,999	-
\$500,000 or more	-
Total farm production expenses (\$1,000)	344
Average per farm (\$)	10,117
Net cash farm income of operation (\$1,000)	-119
Average per farm (\$)	-3,503
Value of agricultural products sold directly to individuals for human consumption (\$1,000)	5
Total organic product sales (\$1,000)	(D)
Total income from farm-related sources, gross before taxes and expenses (\$1,000)	49

See "Census of Agriculture, Volume 1, Geographic Area Series" for complete footnotes, explanations, definitions, and methodology.
(D) Cannot be disclosed. (Z) Less than half of the unit shown.

2007 CENSUS *OF* **AGRICULTURE**

Adams County – Idaho

Farms with Spanish, Hispanic, or Latino Operators Compared with All Farms



Data are not available at this geographic level for farms with Spanish, Hispanic, or Latino operators.



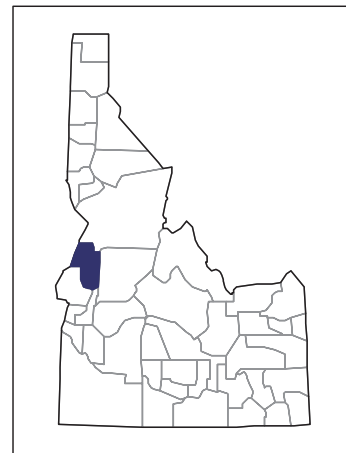
United States Department of Agriculture
National Agricultural Statistics Service

www.agcensus.usda.gov

2007 CENSUS OF AGRICULTURE

Adams County – Idaho

Farms with American Indian or Alaska Native Operators Compared with All Farms



Data are not available at this geographic level for farms with American Indian or Alaska Native operators.



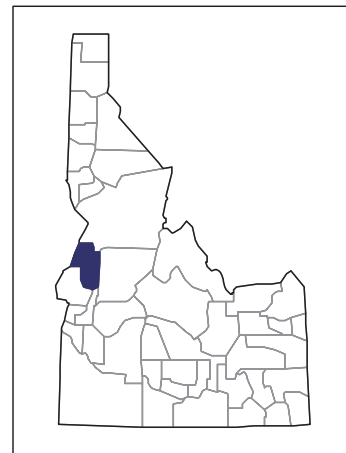
United States Department of Agriculture
National Agricultural Statistics Service

www.agcensus.usda.gov

2007 CENSUS *OF* AGRICULTURE

Adams County – Idaho

**Farms with Asian Operators
Compared with All Farms**



Data are not available at this geographic level for farms with Asian operators.



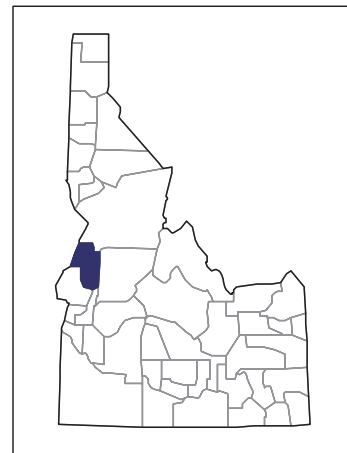
United States Department of Agriculture
National Agricultural Statistics Service

www.agcensus.usda.gov

2007 CENSUS *OF* AGRICULTURE

Adams County – Idaho

**Farms with Black or African American
Operators Compared with All Farms**



Data are not available at this geographic level for farms with Black or African American operators.



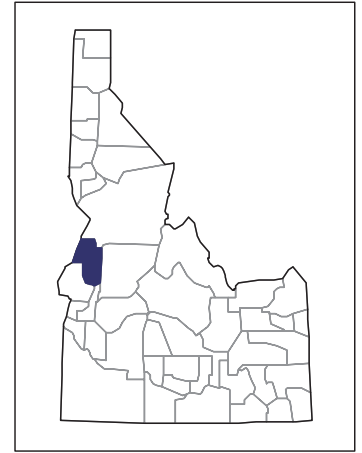
United States Department of Agriculture
National Agricultural Statistics Service

www.agcensus.usda.gov

2007 CENSUS *OF* AGRICULTURE

Adams County – Idaho

Farms with Native Hawaiian or Other Pacific Islander Operators Compared with All Farms



Data are not available at this geographic level for farms with Native Hawaiian or Other Pacific Islander operators.



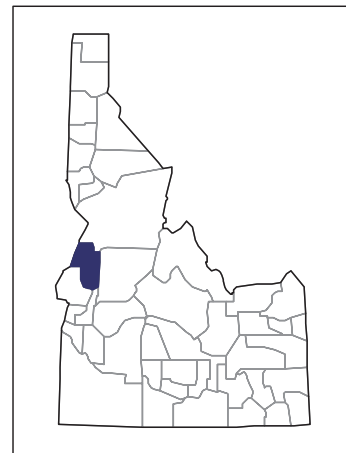
United States Department of Agriculture
National Agricultural Statistics Service

www.agcensus.usda.gov

2007 CENSUS *OF* AGRICULTURE

Adams County – Idaho

**Farms with White Operators
Compared with All Farms**



Data are not available at this geographic level for farms with White operators.



United States Department of Agriculture
National Agricultural Statistics Service

www.agcensus.usda.gov

