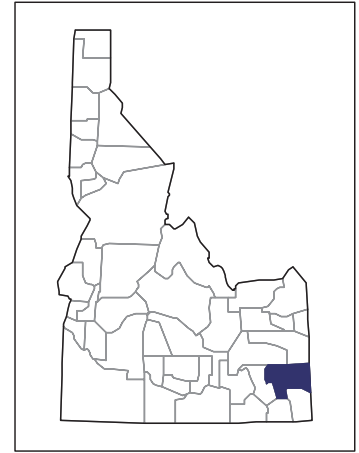


2007 CENSUS OF AGRICULTURE



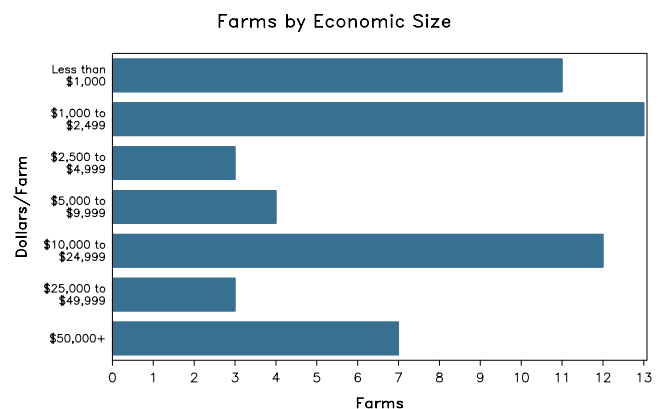
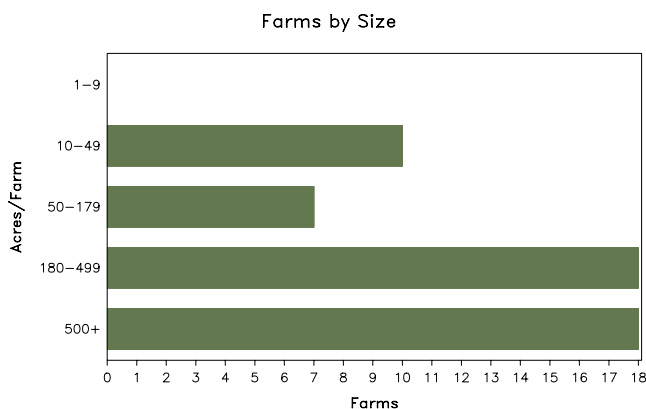
Caribou County – Idaho

Farms with Women Principal Operators Compared with All Farms

	Women Principal Operators	All Farms
Number of Farms	53	454
Land in Farms	42,243 acres	421,373 acres
Average Size of Farm	797 acres	928 acres
Market Value of Products Sold	\$2,268,000	\$55,012,000
Crop Sales	(D)	\$34,457,000
Livestock Sales	(D)	\$20,555,000
Average Per Farm	\$42,784	\$121,172
Government Payments	\$467,000	\$4,178,000
Average Per Farm Receiving Payments	\$12,281	\$14,021

See footnotes on reverse page.

Farms with Women Principal Operators



2007 CENSUS OF AGRICULTURE

Caribou County – Idaho Farms with Women Principal Operators

Selected Highlights

Item	Farms	Quantity
MARKET VALUE OF AGRICULTURAL PRODUCTS SOLD (\$1,000)		
Total value of agricultural products sold	53	2,268
Value of crops including nursery and greenhouse	9	(D)
Value of livestock, poultry, and their products	8	(D)
VALUE OF SALES BY COMMODITY GROUP (\$1,000)		
Grains, oilseeds, dry beans, and dry peas	3	858
Tobacco	-	-
Cotton and cottonseed	-	-
Vegetables, melons, potatoes and sweet potatoes	1	(D)
Fruits, tree nuts, and berries	-	-
Nursery, greenhouse, floriculture, and sod	-	-
Cut Christmas trees and short rotation woody crops	-	-
Other crops and hay	6	(D)
Poultry and eggs	-	-
Cattle and calves	4	(D)
Milk and other dairy products from cows	-	-
Hogs and pigs	-	-
Sheep, goats, and their products	5	(D)
Horses, ponies, mules, burros, and donkeys	-	-
Aquaculture	-	-
Other animals and other animal products	4	-
TOP CROP ITEMS (acres)		
Barley for grain	3	2,510
Wheat for grain, all	3	2,150
Forage - land used for all hay and haylage, grass silage, and greenchop	6	1,290
Corn for silage or greenchop	1	(D)
Vegetable transplants	1	(D)
TOP LIVESTOCK INVENTORY ITEMS (number)		
Sheep and lambs	1	(D)
Cattle and calves	4	537
Horses and ponies	10	59
Rabbits and their pelts	4	(D)
Goats, all	4	8

Operator Characteristics

Item	Quantity
Primary occupation:	
Farming	12
Other	41
Days worked off farm:	
None	22
Any	31
Years on present farm:	
2 years or less	4
3 to 4 years	3
5 to 9 years	6
10 years or more	40
Age group:	
Under 45 years	8
45 to 64 years	21
65 years and over	24
Average age of principal operator (years)	63.5

Economic Characteristics

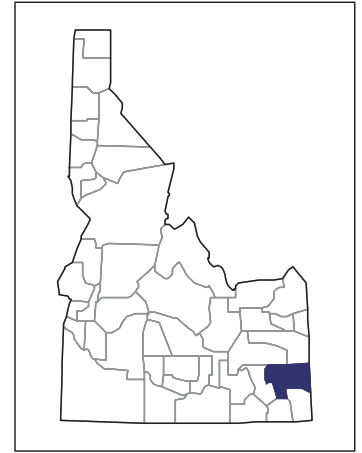
Item	Quantity
Farms by value of sales:	
Less than \$1,000	42
\$1,000 to \$2,499	1
\$2,500 to \$4,999	1
\$5,000 to \$9,999	-
\$10,000 to \$49,999	3
\$50,000 to \$99,999	2
\$100,000 to \$249,999	1
\$250,000 to \$499,999	1
\$500,000 or more	2
Total farm production expenses (\$1,000)	2,328
Average per farm (\$)	43,923
Net cash farm income of operation (\$1,000)	622
Average per farm (\$)	11,739
Value of agricultural products sold directly to individuals for human consumption (\$1,000)	(D)
Total organic product sales (\$1,000)	(D)
Total income from farm-related sources, gross before taxes and expenses (\$1,000)	216

See "Census of Agriculture, Volume 1, Geographic Area Series" for complete footnotes, explanations, definitions, and methodology.
(D) Cannot be disclosed. (Z) Less than half of the unit shown.

2007 CENSUS *OF* AGRICULTURE

Caribou County – Idaho

Farms with Spanish, Hispanic, or Latino Operators Compared with All Farms



Data are not available at this geographic level for farms with Spanish, Hispanic, or Latino operators.



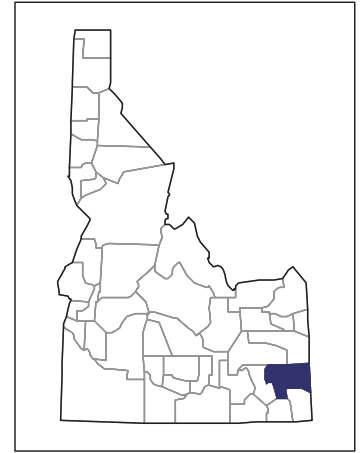
United States Department of Agriculture
National Agricultural Statistics Service

www.agcensus.usda.gov

2007 CENSUS OF AGRICULTURE

Caribou County – Idaho

Farms with American Indian or Alaska Native Operators Compared with All Farms



Data are not available at this geographic level for farms with American Indian or Alaska Native operators.



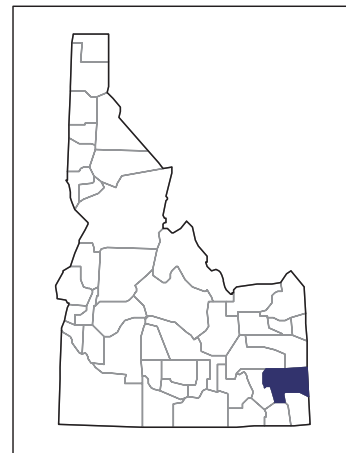
United States Department of Agriculture
National Agricultural Statistics Service

www.agcensus.usda.gov

2007 CENSUS *OF* AGRICULTURE

Caribou County – Idaho

**Farms with Asian Operators
Compared with All Farms**



Data are not available at this geographic level for farms with Asian operators.



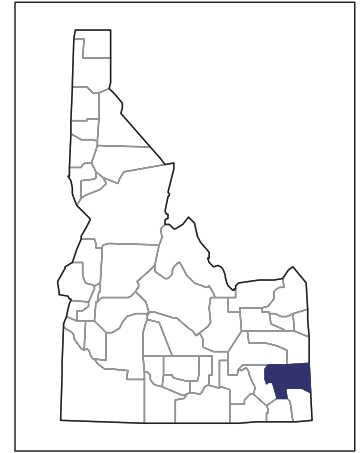
United States Department of Agriculture
National Agricultural Statistics Service

www.agcensus.usda.gov

2007 CENSUS *OF* **AGRICULTURE**

Caribou County – Idaho

**Farms with Black or African American
Operators Compared with All Farms**



Data are not available at this geographic level for farms with Black or African American operators.



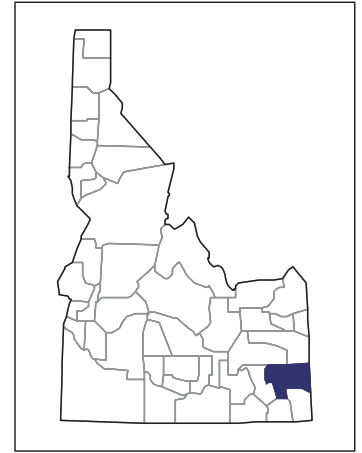
United States Department of Agriculture
National Agricultural Statistics Service

www.agcensus.usda.gov

2007 CENSUS *OF* AGRICULTURE

Caribou County – Idaho

Farms with Native Hawaiian or Other Pacific Islander Operators Compared with All Farms



Data are not available at this geographic level for farms with Native Hawaiian or Other Pacific Islander operators.



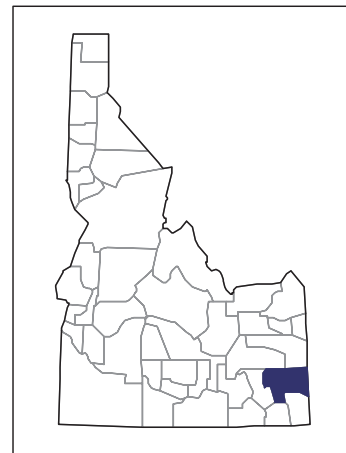
United States Department of Agriculture
National Agricultural Statistics Service

www.agcensus.usda.gov

2007 CENSUS OF AGRICULTURE

Caribou County – Idaho

**Farms with White Operators
Compared with All Farms**



Data are not available at this geographic level for farms with White operators.



United States Department of Agriculture
National Agricultural Statistics Service

www.agcensus.usda.gov

