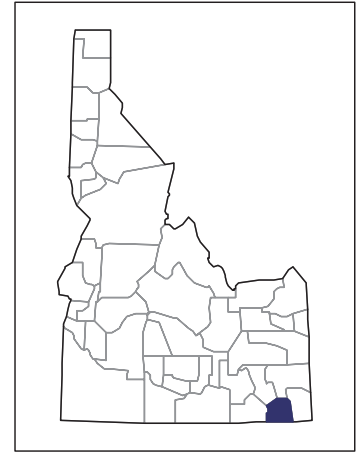


2007 CENSUS OF AGRICULTURE



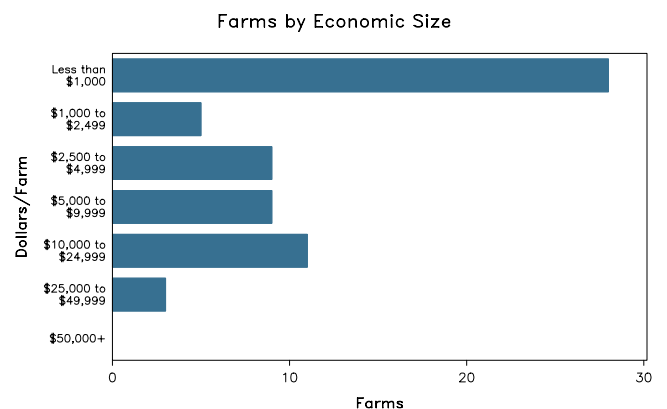
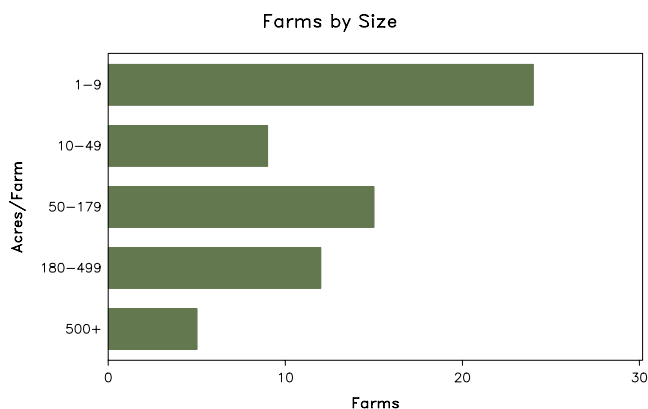
Franklin County – Idaho

Farms with Women Principal Operators Compared with All Farms

	Women Principal Operators	All Farms
Number of Farms	65	739
Land in Farms	9,154 acres	224,902 acres
Average Size of Farm	141 acres	304 acres
Market Value of Products Sold	\$211,000	\$78,759,000
Crop Sales	\$42,000	\$15,925,000
Livestock Sales	\$169,000	\$62,835,000
Average Per Farm	\$3,247	\$106,576
Government Payments	\$187,000	\$2,456,000
Average Per Farm Receiving Payments	\$6,920	\$6,783

See footnotes on reverse page.

Farms with Women Principal Operators



2007 CENSUS OF AGRICULTURE

Franklin County – Idaho Farms with Women Principal Operators

Selected Highlights

Item	Farms	Quantity
MARKET VALUE OF AGRICULTURAL PRODUCTS SOLD (\$1,000)		
Total value of agricultural products sold	65	211
Value of crops including nursery and greenhouse	6	42
Value of livestock, poultry, and their products	22	169
VALUE OF SALES BY COMMODITY GROUP (\$1,000)		
Grains, oilseeds, dry beans, and dry peas	2	(D)
Tobacco	-	-
Cotton and cottonseed	-	-
Vegetables, melons, potatoes and sweet potatoes	-	-
Fruits, tree nuts, and berries	-	-
Nursery, greenhouse, floriculture, and sod	-	-
Cut Christmas trees and short rotation woody crops	1	(D)
Other crops and hay	6	36
Poultry and eggs	7	(D)
Cattle and calves	8	(D)
Milk and other dairy products from cows	-	-
Hogs and pigs	7	(D)
Sheep, goats, and their products	4	7
Horses, ponies, mules, burros, and donkeys	9	66
Aquaculture	-	-
Other animals and other animal products	2	(D)
TOP CROP ITEMS (acres)		
Forage - land used for all hay and haylage, grass silage, and greenchop	11	1,263
Wheat for grain, all	1	(D)
Barley for grain	1	(D)
Cut Christmas trees	1	(D)
Apples	1	(D)
TOP LIVESTOCK INVENTORY ITEMS (number)		
Horses and ponies	35	376
Cattle and calves	9	311
Hogs and pigs	10	114
Layers	10	106
Goats, all	5	87

Operator Characteristics

Item	Quantity
Primary occupation:	
Farming	22
Other	43
Days worked off farm:	
None	25
Any	40
Years on present farm:	
2 years or less	6
3 to 4 years	10
5 to 9 years	8
10 years or more	41
Age group:	
Under 45 years	7
45 to 64 years	34
65 years and over	24
Average age of principal operator (years)	60.4

Economic Characteristics

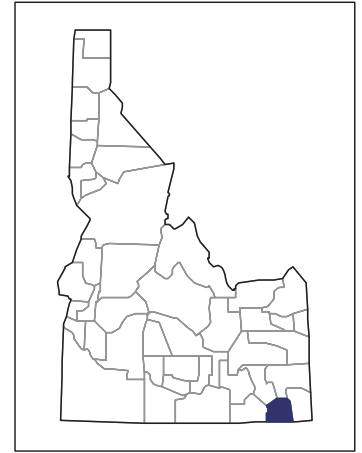
Item	Quantity
Farms by value of sales:	
Less than \$1,000	50
\$1,000 to \$2,499	3
\$2,500 to \$4,999	1
\$5,000 to \$9,999	2
\$10,000 to \$49,999	9
\$50,000 to \$99,999	-
\$100,000 to \$249,999	-
\$250,000 to \$499,999	-
\$500,000 or more	-
Total farm production expenses (\$1,000)	809
Average per farm (\$)	12,449
Net cash farm income of operation (\$1,000)	-316
Average per farm (\$)	-4,855
Value of agricultural products sold directly to individuals for human consumption (\$1,000)	8
Total organic product sales (\$1,000)	-
Total income from farm-related sources, gross before taxes and expenses (\$1,000)	96

See "Census of Agriculture, Volume 1, Geographic Area Series" for complete footnotes, explanations, definitions, and methodology.
(D) Cannot be disclosed. (Z) Less than half of the unit shown.

2007 CENSUS *OF* AGRICULTURE

Franklin County – Idaho

Farms with Spanish, Hispanic, or Latino Operators Compared with All Farms



Data are not available at this geographic level for farms with Spanish, Hispanic, or Latino operators.



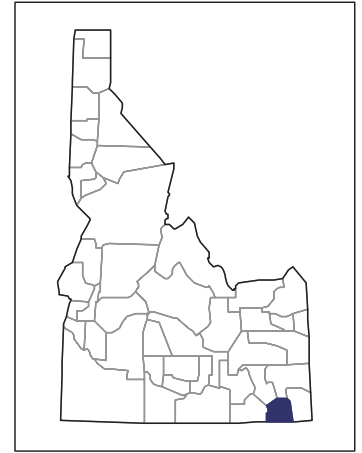
United States Department of Agriculture
National Agricultural Statistics Service

www.agcensus.usda.gov

2007 CENSUS OF AGRICULTURE

Franklin County – Idaho

Farms with American Indian or Alaska Native Operators Compared with All Farms



Data are not available at this geographic level for farms with American Indian or Alaska Native operators.



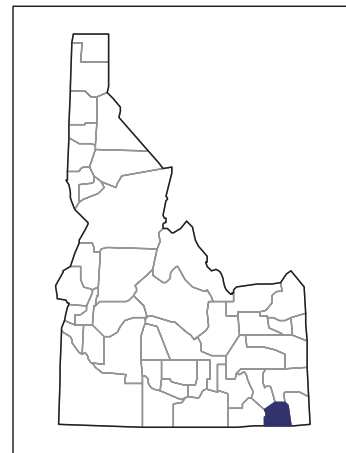
United States Department of Agriculture
National Agricultural Statistics Service

www.agcensus.usda.gov

2007 CENSUS *OF* **AGRICULTURE**

Franklin County – Idaho

**Farms with Asian Operators
Compared with All Farms**



Data are not available at this geographic level for farms with Asian operators.



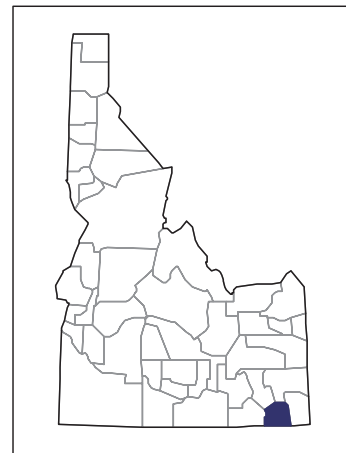
United States Department of Agriculture
National Agricultural Statistics Service

www.agcensus.usda.gov

2007 CENSUS *OF* **AGRICULTURE**

Franklin County – Idaho

Farms with Black or African American Operators Compared with All Farms



Data are not available at this geographic level for farms with Black or African American operators.



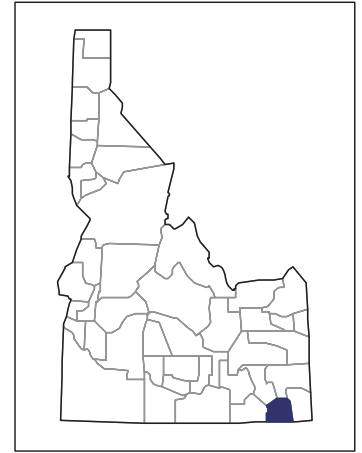
United States Department of Agriculture
National Agricultural Statistics Service

www.agcensus.usda.gov

2007 CENSUS *OF* AGRICULTURE

Franklin County – Idaho

Farms with Native Hawaiian or Other Pacific Islander Operators Compared with All Farms



Data are not available at this geographic level for farms with Native Hawaiian or Other Pacific Islander operators.



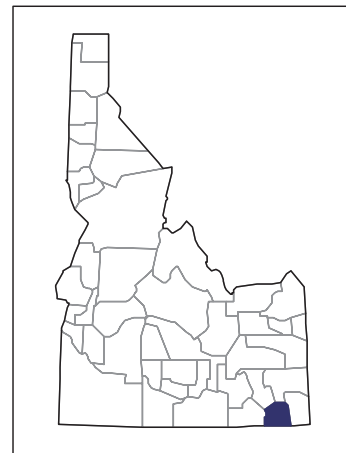
United States Department of Agriculture
National Agricultural Statistics Service

www.agcensus.usda.gov

2007 CENSUS *OF* AGRICULTURE

Franklin County – Idaho

**Farms with White Operators
Compared with All Farms**



Data are not available at this geographic level for farms with White operators.



United States Department of Agriculture
National Agricultural Statistics Service

www.agcensus.usda.gov

