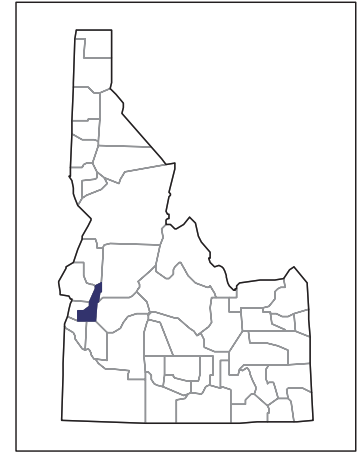


2007 CENSUS OF AGRICULTURE



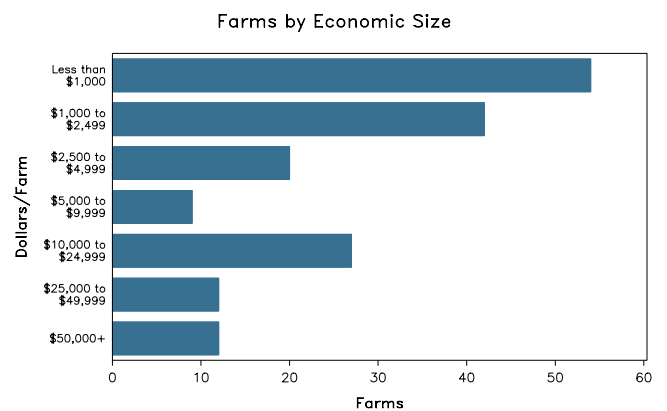
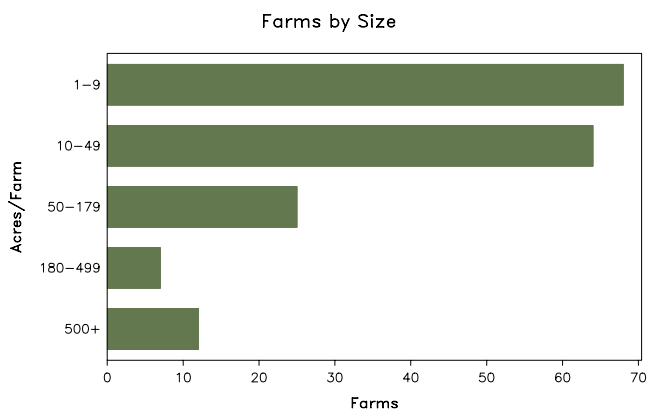
Gem County – Idaho

Farms with Women Principal Operators Compared with All Farms

	Women Principal Operators	All Farms
Number of Farms	176	822
Land in Farms	23,777 acres	190,757 acres
Average Size of Farm	135 acres	232 acres
Market Value of Products Sold	\$3,025,000	\$30,814,000
Crop Sales	\$763,000	\$12,308,000
Livestock Sales	\$2,261,000	\$18,507,000
Average Per Farm	\$17,185	\$37,487
Government Payments	\$77,000	\$571,000
Average Per Farm Receiving Payments	\$2,565	\$2,942

See footnotes on reverse page.

Farms with Women Principal Operators



2007 CENSUS OF AGRICULTURE

Gem County – Idaho Farms with Women Principal Operators

Selected Highlights

Item	Farms	Quantity
MARKET VALUE OF AGRICULTURAL PRODUCTS SOLD (\$1,000)		
Total value of agricultural products sold	176	3,025
Value of crops including nursery and greenhouse	54	763
Value of livestock, poultry, and their products	117	2,261
VALUE OF SALES BY COMMODITY GROUP (\$1,000)		
Grains, oilseeds, dry beans, and dry peas	9	260
Tobacco	-	-
Cotton and cottonseed	-	-
Vegetables, melons, potatoes and sweet potatoes	4	(D)
Fruits, tree nuts, and berries	15	136
Nursery, greenhouse, floriculture, and sod	3	(D)
Cut Christmas trees and short rotation woody crops	-	-
Other crops and hay	31	(D)
Poultry and eggs	22	10
Cattle and calves	77	1,062
Milk and other dairy products from cows	7	1,010
Hogs and pigs	11	(D)
Sheep, goats, and their products	33	57
Horses, ponies, mules, burros, and donkeys	29	86
Aquaculture	-	-
Other animals and other animal products	2	(D)
TOP CROP ITEMS (acres)		
Forage - land used for all hay and haylage, grass silage, and greenchop	53	1,510
Corn for grain	6	276
Wheat for grain, all	4	182
Barley for grain	1	(D)
Corn for silage or greenchop	1	(D)
TOP LIVESTOCK INVENTORY ITEMS (number)		
Cattle and calves	73	2,317
Horses and ponies	94	903
Goats, all	45	632
Broilers and other meat-type chickens	12	596
Sheep and lambs	23	364

Operator Characteristics

Item	Quantity
Primary occupation:	
Farming	79
Other	97
Days worked off farm:	
None	47
Any	129
Years on present farm:	
2 years or less	12
3 to 4 years	28
5 to 9 years	40
10 years or more	96
Age group:	
Under 45 years	44
45 to 64 years	102
65 years and over	30
Average age of principal operator (years)	51.0

Economic Characteristics

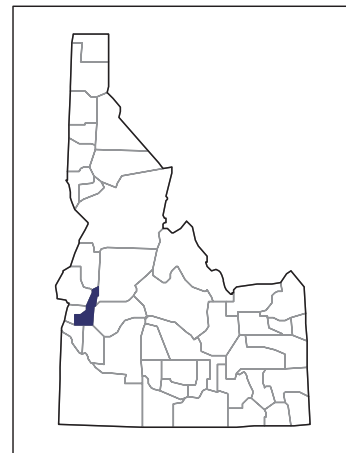
Item	Quantity
Farms by value of sales:	
Less than \$1,000	54
\$1,000 to \$2,499	42
\$2,500 to \$4,999	20
\$5,000 to \$9,999	9
\$10,000 to \$49,999	39
\$50,000 to \$99,999	4
\$100,000 to \$249,999	5
\$250,000 to \$499,999	3
\$500,000 or more	-
Total farm production expenses (\$1,000)	3,960
Average per farm (\$)	22,502
Net cash farm income of operation (\$1,000)	-744
Average per farm (\$)	-4,229
Value of agricultural products sold directly to individuals for human consumption (\$1,000)	79
Total organic product sales (\$1,000)	(D)
Total income from farm-related sources, gross before taxes and expenses (\$1,000)	115

See "Census of Agriculture, Volume 1, Geographic Area Series" for complete footnotes, explanations, definitions, and methodology.
(D) Cannot be disclosed. (Z) Less than half of the unit shown.

2007 CENSUS *OF* AGRICULTURE

Gem County – Idaho

Farms with Spanish, Hispanic, or Latino Operators Compared with All Farms



Data are not available at this geographic level for farms with Spanish, Hispanic, or Latino operators.



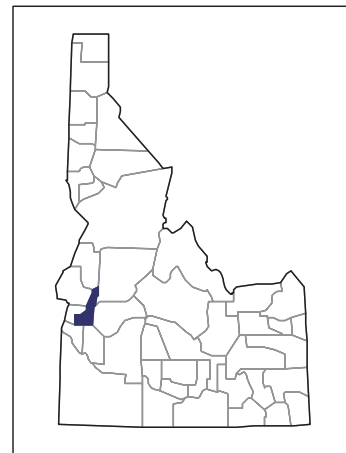
United States Department of Agriculture
National Agricultural Statistics Service

www.agcensus.usda.gov

2007 CENSUS *OF* AGRICULTURE

Gem County – Idaho

**Farms with American Indian or Alaska
Native Operators Compared with All
Farms**



Data are not available at this geographic level for farms with American Indian or Alaska Native operators.



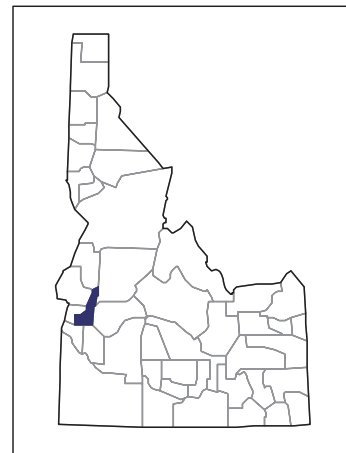
United States Department of Agriculture
National Agricultural Statistics Service

www.agcensus.usda.gov

2007 CENSUS OF AGRICULTURE

Gem County – Idaho

**Farms with Asian Operators
Compared with All Farms**



Data are not available at this geographic level for farms with Asian operators.



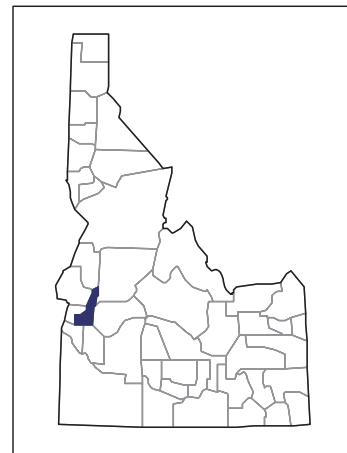
United States Department of Agriculture
National Agricultural Statistics Service

www.agcensus.usda.gov

2007 CENSUS *OF* **AGRICULTURE**

Gem County – Idaho

**Farms with Black or African American
Operators Compared with All Farms**



Data are not available at this geographic level for farms with Black or African American operators.



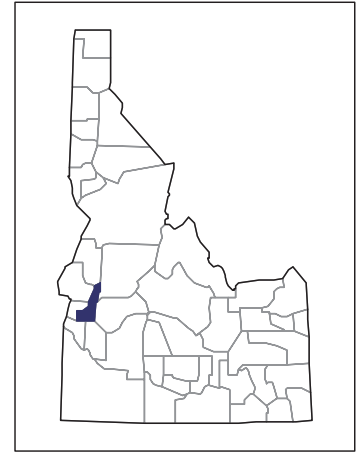
United States Department of Agriculture
National Agricultural Statistics Service

www.agcensus.usda.gov

2007 CENSUS *OF* AGRICULTURE

Gem County – Idaho

**Farms with Native Hawaiian or Other
Pacific Islander Operators Compared
with All Farms**



Data are not available at this geographic level for farms with Native Hawaiian or Other Pacific Islander operators.



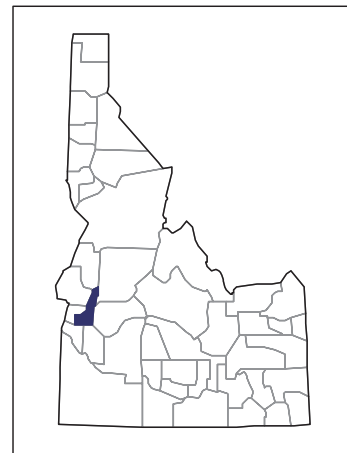
United States Department of Agriculture
National Agricultural Statistics Service

www.agcensus.usda.gov

2007 CENSUS *OF* AGRICULTURE

Gem County – Idaho

**Farms with White Operators
Compared with All Farms**



Data are not available at this geographic level for farms with White operators.



United States Department of Agriculture
National Agricultural Statistics Service

www.agcensus.usda.gov

