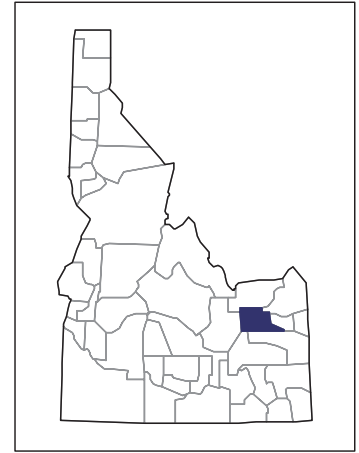


2007 CENSUS OF AGRICULTURE



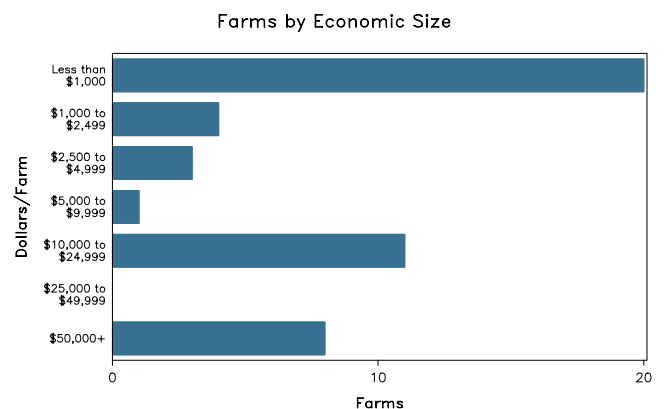
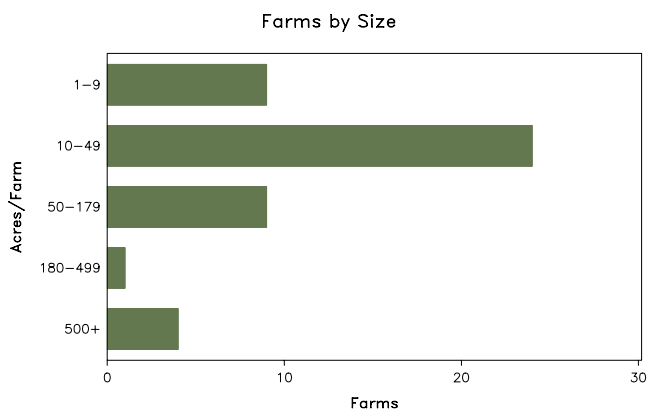
Jefferson County – Idaho

Farms with Women Principal Operators Compared with All Farms

	Women Principal Operators	All Farms
Number of Farms	47	826
Land in Farms	10,834 acres	325,380 acres
Average Size of Farm	231 acres	394 acres
Market Value of Products Sold	\$1,548,000	\$233,052,000
Crop Sales	\$1,096,000	\$124,434,000
Livestock Sales	\$452,000	\$108,619,000
Average Per Farm	\$32,929	\$282,146
Government Payments	\$38,000	\$2,632,000
Average Per Farm Receiving Payments	\$3,161	\$8,075

See footnotes on reverse page.

Farms with Women Principal Operators



2007 CENSUS OF AGRICULTURE

Jefferson County – Idaho Farms with Women Principal Operators

Selected Highlights

Item	Farms	Quantity
MARKET VALUE OF AGRICULTURAL PRODUCTS SOLD (\$1,000)		
Total value of agricultural products sold	47	1,548
Value of crops including nursery and greenhouse	16	1,096
Value of livestock, poultry, and their products	24	452
VALUE OF SALES BY COMMODITY GROUP (\$1,000)		
Grains, oilseeds, dry beans, and dry peas	5	(D)
Tobacco	-	-
Cotton and cottonseed	-	-
Vegetables, melons, potatoes and sweet potatoes	-	-
Fruits, tree nuts, and berries	-	-
Nursery, greenhouse, floriculture, and sod	1	(D)
Cut Christmas trees and short rotation woody crops	-	-
Other crops and hay	13	560
Poultry and eggs	1	(D)
Cattle and calves	13	315
Milk and other dairy products from cows	2	(D)
Hogs and pigs	2	(D)
Sheep, goats, and their products	6	27
Horses, ponies, mules, burros, and donkeys	6	79
Aquaculture	-	-
Other animals and other animal products	1	(D)
TOP CROP ITEMS (acres)		
Forage - land used for all hay and haylage, grass silage, and greenchop	25	1,818
Barley for grain	4	946
Wheat for grain, all	2	(D)
Corn for silage or greenchop	1	(D)
Floriculture crops, total	1	(D)
TOP LIVESTOCK INVENTORY ITEMS (number)		
Cattle and calves	16	873
Goats, all	8	159
Horses and ponies	24	157
Layers	5	32
Mules, burros, and donkeys	6	32

Operator Characteristics

Item	Quantity
Primary occupation:	
Farming	17
Other	30
Days worked off farm:	
None	20
Any	27
Years on present farm:	
2 years or less	3
3 to 4 years	4
5 to 9 years	18
10 years or more	22
Age group:	
Under 45 years	9
45 to 64 years	18
65 years and over	20
Average age of principal operator (years)	59.8

Economic Characteristics

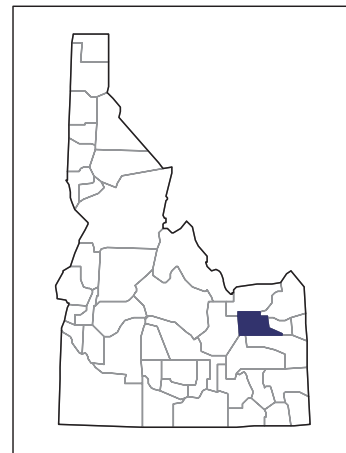
Item	Quantity
Farms by value of sales:	
Less than \$1,000	22
\$1,000 to \$2,499	2
\$2,500 to \$4,999	3
\$5,000 to \$9,999	1
\$10,000 to \$49,999	11
\$50,000 to \$99,999	3
\$100,000 to \$249,999	4
\$250,000 to \$499,999	1
\$500,000 or more	-
Total farm production expenses (\$1,000)	1,114
Average per farm (\$)	23,698
Net cash farm income of operation (\$1,000)	565
Average per farm (\$)	12,030
Value of agricultural products sold directly to individuals for human consumption (\$1,000)	(D)
Total organic product sales (\$1,000)	-
Total income from farm-related sources, gross before taxes and expenses (\$1,000)	94

See "Census of Agriculture, Volume 1, Geographic Area Series" for complete footnotes, explanations, definitions, and methodology.
(D) Cannot be disclosed. (Z) Less than half of the unit shown.

2007 CENSUS *OF* AGRICULTURE

Jefferson County – Idaho

Farms with Spanish, Hispanic, or Latino Operators Compared with All Farms



Data are not available at this geographic level for farms with Spanish, Hispanic, or Latino operators.



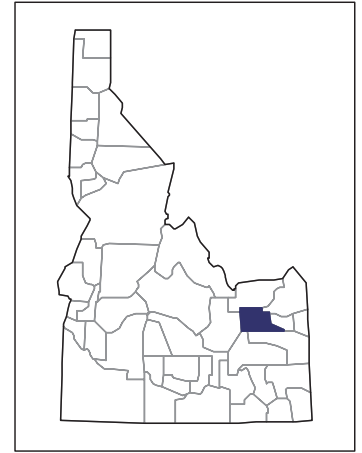
United States Department of Agriculture
National Agricultural Statistics Service

www.agcensus.usda.gov

2007 CENSUS *OF* AGRICULTURE

Jefferson County – Idaho

Farms with American Indian or Alaska Native Operators Compared with All Farms



Data are not available at this geographic level for farms with American Indian or Alaska Native operators.



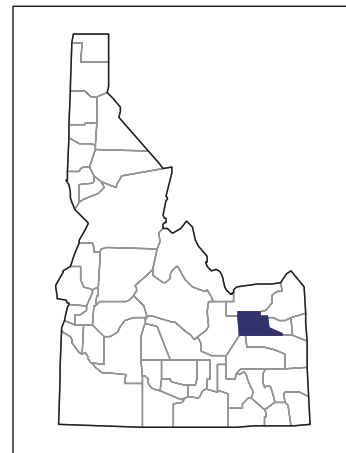
United States Department of Agriculture
National Agricultural Statistics Service

www.agcensus.usda.gov

2007 CENSUS *OF* AGRICULTURE

Jefferson County – Idaho

**Farms with Asian Operators
Compared with All Farms**



Data are not available at this geographic level for farms with Asian operators.



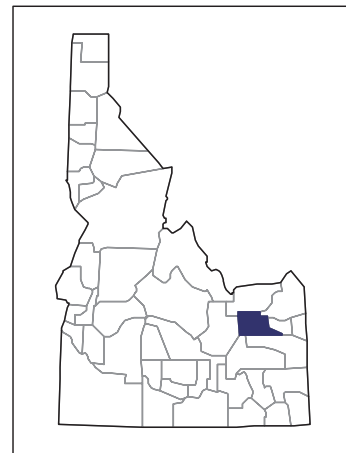
United States Department of Agriculture
National Agricultural Statistics Service

www.agcensus.usda.gov

2007 CENSUS OF AGRICULTURE

Jefferson County – Idaho

Farms with Black or African American Operators Compared with All Farms



Data are not available at this geographic level for farms with Black or African American operators.



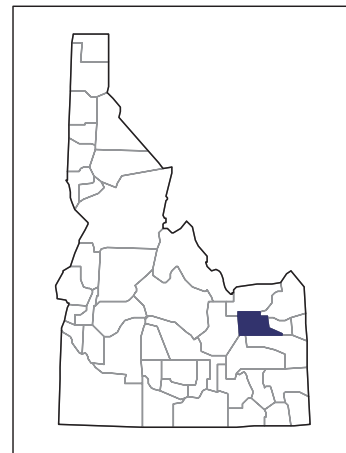
United States Department of Agriculture
National Agricultural Statistics Service

www.agcensus.usda.gov

2007 CENSUS OF AGRICULTURE

Jefferson County – Idaho

Farms with Native Hawaiian or Other Pacific Islander Operators Compared with All Farms



Data are not available at this geographic level for farms with Native Hawaiian or Other Pacific Islander operators.



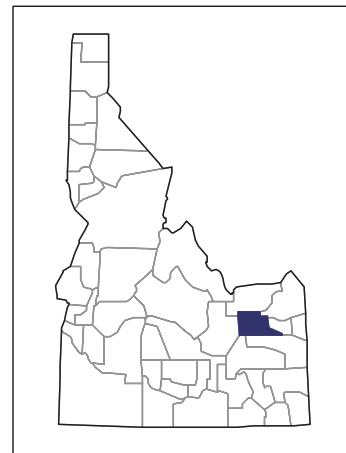
United States Department of Agriculture
National Agricultural Statistics Service

www.agcensus.usda.gov

2007 CENSUS *OF* **AGRICULTURE**

Jefferson County – Idaho

**Farms with White Operators
Compared with All Farms**



Data are not available at this geographic level for farms with White operators.



United States Department of Agriculture
National Agricultural Statistics Service

www.agcensus.usda.gov

