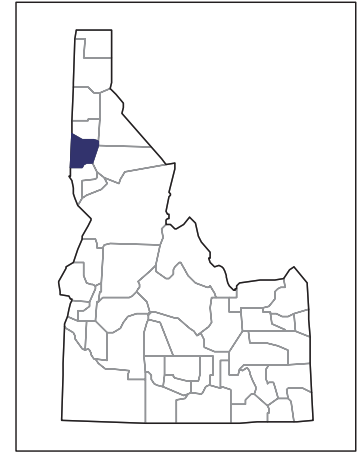


# 2007 CENSUS OF AGRICULTURE



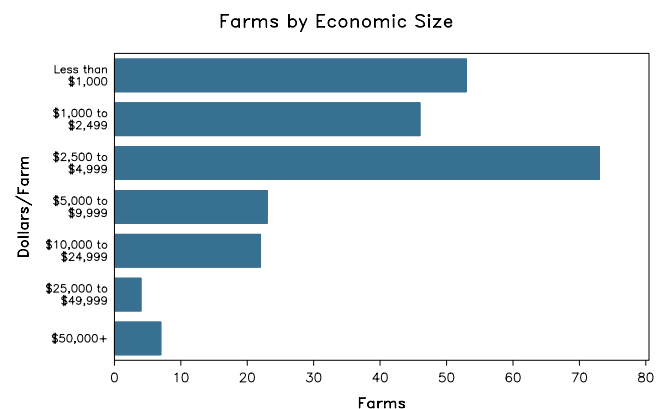
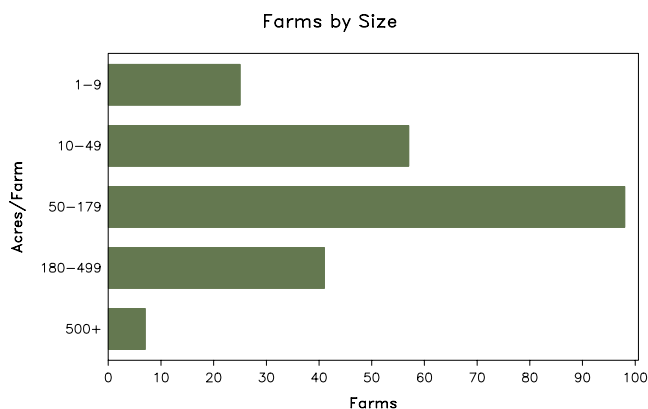
## Latah County – Idaho

### Farms with Women Principal Operators Compared with All Farms

	Women Principal Operators	All Farms
<b>Number of Farms</b>	228	1,104
<b>Land in Farms</b>	27,162 acres	344,472 acres
<b>Average Size of Farm</b>	119 acres	312 acres
<b>Market Value of Products Sold</b>	\$2,964,000	\$60,932,000
Crop Sales	\$2,623,000	\$57,460,000
Livestock Sales	\$341,000	\$3,472,000
Average Per Farm	\$12,998	\$55,192
<b>Government Payments</b>	\$704,000	\$6,396,000
Average Per Farm Receiving Payments	\$4,398	\$8,015

See footnotes on reverse page.

### Farms with Women Principal Operators



# 2007 CENSUS OF AGRICULTURE

## Latah County – Idaho Farms with Women Principal Operators

### Selected Highlights

Item	Farms	Quantity
<b>MARKET VALUE OF AGRICULTURAL PRODUCTS SOLD (\$1,000)</b>		
Total value of agricultural products sold	228	2,964
Value of crops including nursery and greenhouse	42	2,623
Value of livestock, poultry, and their products	57	341
<b>VALUE OF SALES BY COMMODITY GROUP (\$1,000)</b>		
Grains, oilseeds, dry beans, and dry peas	4	(D)
Tobacco	-	-
Cotton and cottonseed	-	-
Vegetables, melons, potatoes and sweet potatoes	3	12
Fruits, tree nuts, and berries	3	1
Nursery, greenhouse, floriculture, and sod	4	(D)
Cut Christmas trees and short rotation woody crops	1	(D)
Other crops and hay	30	312
Poultry and eggs	7	5
Cattle and calves	18	260
Milk and other dairy products from cows	-	-
Hogs and pigs	6	(D)
Sheep, goats, and their products	20	18
Horses, ponies, mules, burros, and donkeys	9	(D)
Aquaculture	-	-
Other animals and other animal products	8	8
<b>TOP CROP ITEMS (acres)</b>		
Forage - land used for all hay and haylage, grass silage, and greenchop	40	2,117
Wheat for grain, all	4	320
Barley for grain	2	(D)
Nursery stock	4	(D)
Lentils	2	(D)
<b>TOP LIVESTOCK INVENTORY ITEMS (number)</b>		
Cattle and calves	18	627
Horses and ponies	60	489
Layers	32	341
Sheep and lambs	23	256
Goats, all	11	149

### Operator Characteristics

Item	Quantity
Primary occupation:	
Farming	57
Other	171
Days worked off farm:	
None	72
Any	156
Years on present farm:	
2 years or less	14
3 to 4 years	16
5 to 9 years	66
10 years or more	132
Age group:	
Under 45 years	37
45 to 64 years	139
65 years and over	52
Average age of principal operator (years)	56.6

### Economic Characteristics

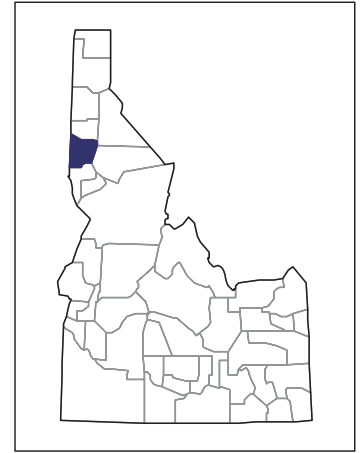
Item	Quantity
Farms by value of sales:	
Less than \$1,000	171
\$1,000 to \$2,499	19
\$2,500 to \$4,999	21
\$5,000 to \$9,999	2
\$10,000 to \$49,999	8
\$50,000 to \$99,999	5
\$100,000 to \$249,999	-
\$250,000 to \$499,999	1
\$500,000 or more	1
Total farm production expenses (\$1,000)	3,762
Average per farm (\$)	16,500
Net cash farm income of operation (\$1,000)	976
Average per farm (\$)	4,281
Value of agricultural products sold directly to individuals for human consumption (\$1,000)	30
Total organic product sales (\$1,000)	7
Total income from farm-related sources, gross before taxes and expenses (\$1,000)	1,071

See "Census of Agriculture, Volume 1, Geographic Area Series" for complete footnotes, explanations, definitions, and methodology.  
(D) Cannot be disclosed. (Z) Less than half of the unit shown.

# 2007 CENSUS *OF* **AGRICULTURE**

## Latah County – Idaho

### Farms with Spanish, Hispanic, or Latino Operators Compared with All Farms



Data are not available at this geographic level for farms with Spanish, Hispanic, or Latino operators.



United States Department of Agriculture  
National Agricultural Statistics Service

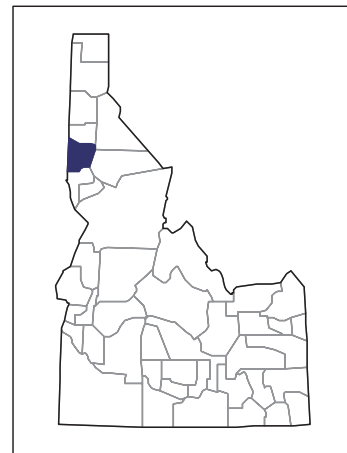
[www.agcensus.usda.gov](http://www.agcensus.usda.gov)



# 2007 CENSUS OF AGRICULTURE

## Latah County – Idaho

### Farms with American Indian or Alaska Native Operators Compared with All Farms



Data are not available at this geographic level for farms with American Indian or Alaska Native operators.



United States Department of Agriculture  
National Agricultural Statistics Service

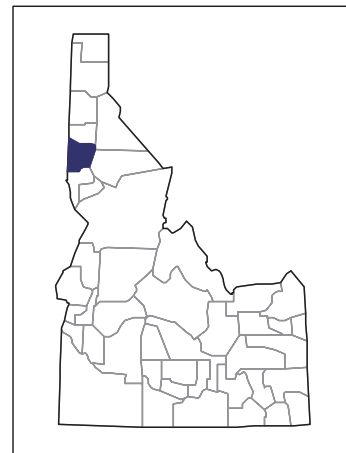
[www.agcensus.usda.gov](http://www.agcensus.usda.gov)



# 2007 CENSUS OF AGRICULTURE

Latah County – Idaho

Farms with Asian Operators  
Compared with All Farms



Data are not available at this geographic level for farms with Asian operators.



United States Department of Agriculture  
National Agricultural Statistics Service

[www.agcensus.usda.gov](http://www.agcensus.usda.gov)

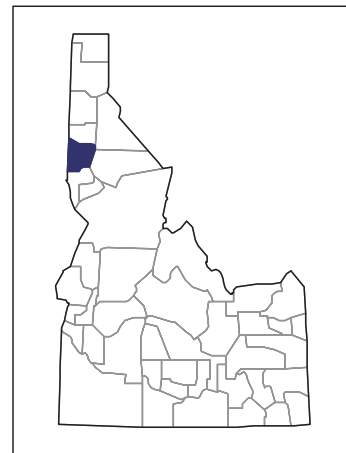




# 2007 CENSUS OF AGRICULTURE

Latah County – Idaho

Farms with Black or African American Operators Compared with All Farms



Data are not available at this geographic level for farms with Black or African American operators.



United States Department of Agriculture  
National Agricultural Statistics Service

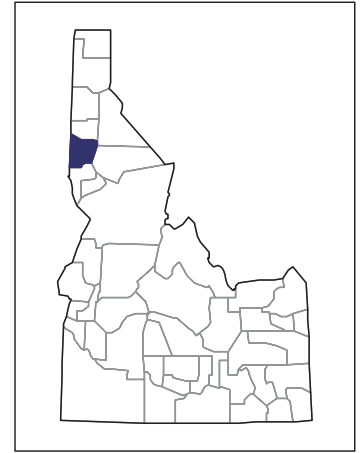
[www.agcensus.usda.gov](http://www.agcensus.usda.gov)



# 2007 CENSUS OF AGRICULTURE

## Latah County – Idaho

### Farms with Native Hawaiian or Other Pacific Islander Operators Compared with All Farms



Data are not available at this geographic level for farms with Native Hawaiian or Other Pacific Islander operators.



United States Department of Agriculture  
National Agricultural Statistics Service

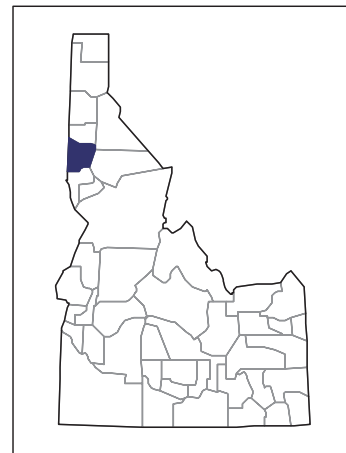
[www.agcensus.usda.gov](http://www.agcensus.usda.gov)



# 2007 CENSUS *OF* AGRICULTURE

Latah County – Idaho

Farms with White Operators  
Compared with All Farms



Data are not available at this geographic level for farms with White operators.



United States Department of Agriculture  
National Agricultural Statistics Service

[www.agcensus.usda.gov](http://www.agcensus.usda.gov)

