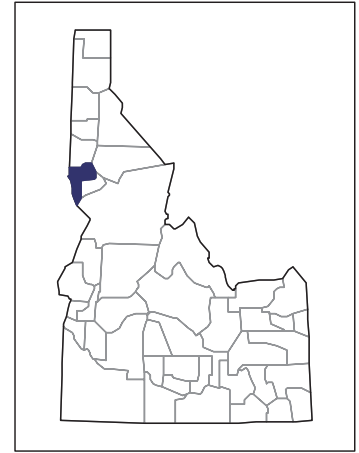


2007 CENSUS OF AGRICULTURE



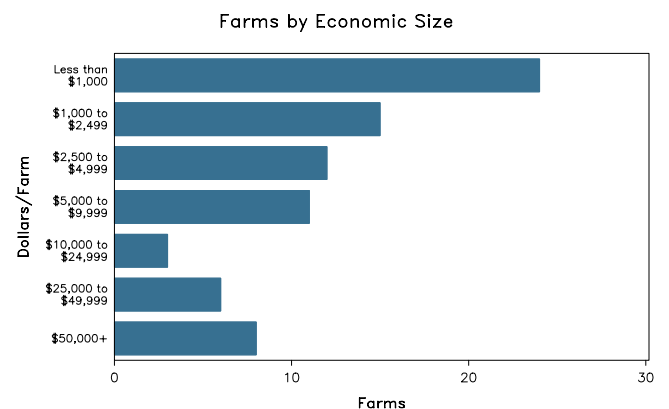
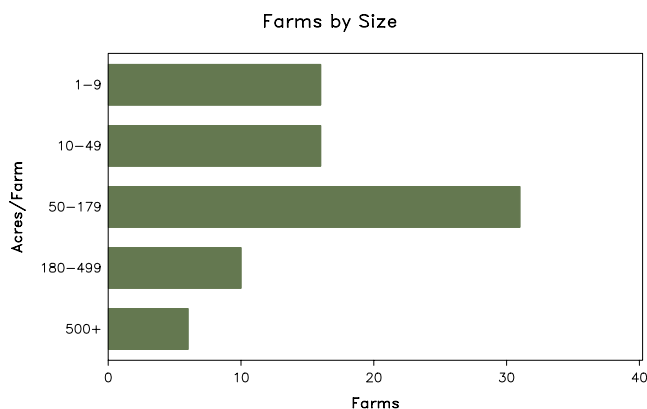
Nez Perce County – Idaho

Farms with Women Principal Operators Compared with All Farms

	Women Principal Operators	All Farms
Number of Farms	79	473
Land in Farms	13,305 acres	353,292 acres
Average Size of Farm	168 acres	747 acres
Market Value of Products Sold	\$1,922,000	\$58,693,000
Crop Sales	\$1,741,000	\$54,579,000
Livestock Sales	\$181,000	\$4,114,000
Average Per Farm	\$24,333	\$124,086
Government Payments	\$369,000	\$5,013,000
Average Per Farm Receiving Payments	\$7,689	\$19,737

See footnotes on reverse page.

Farms with Women Principal Operators



2007 CENSUS OF AGRICULTURE

Nez Perce County – Idaho Farms with Women Principal Operators

Selected Highlights

Item	Farms	Quantity
MARKET VALUE OF AGRICULTURAL PRODUCTS SOLD (\$1,000)		
Total value of agricultural products sold	79	1,922
Value of crops including nursery and greenhouse	16	1,741
Value of livestock, poultry, and their products	26	181
VALUE OF SALES BY COMMODITY GROUP (\$1,000)		
Grains, oilseeds, dry beans, and dry peas	11	(D)
Tobacco	-	-
Cotton and cottonseed	-	-
Vegetables, melons, potatoes and sweet potatoes	-	-
Fruits, tree nuts, and berries	2	(D)
Nursery, greenhouse, floriculture, and sod	1	(D)
Cut Christmas trees and short rotation woody crops	-	-
Other crops and hay	3	(D)
Poultry and eggs	3	(D)
Cattle and calves	11	149
Milk and other dairy products from cows	-	-
Hogs and pigs	1	(D)
Sheep, goats, and their products	7	11
Horses, ponies, mules, burros, and donkeys	8	10
Aquaculture	-	-
Other animals and other animal products	3	11
TOP CROP ITEMS (acres)		
Wheat for grain, all	10	2,582
Barley for grain	4	493
Forage - land used for all hay and haylage, grass silage, and greenchop	6	281
Lentils	1	(D)
Dry edible beans, excluding limas	3	219
TOP LIVESTOCK INVENTORY ITEMS (number)		
Colonies of bees	3	807
Cattle and calves	15	440
Horses and ponies	22	117
Sheep and lambs	3	(D)
Layers	3	76

Operator Characteristics

Item	Quantity
Primary occupation:	
Farming	28
Other	51
Days worked off farm:	
None	33
Any	46
Years on present farm:	
2 years or less	5
3 to 4 years	4
5 to 9 years	28
10 years or more	42
Age group:	
Under 45 years	15
45 to 64 years	35
65 years and over	29
Average age of principal operator (years)	61.2

Economic Characteristics

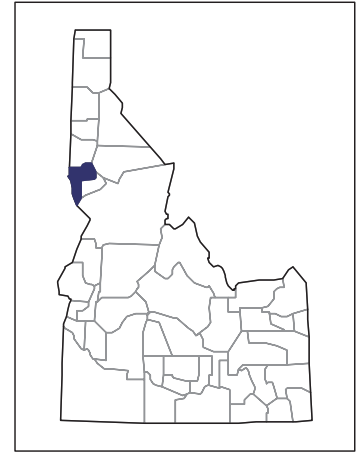
Item	Quantity
Farms by value of sales:	
Less than \$1,000	49
\$1,000 to \$2,499	3
\$2,500 to \$4,999	8
\$5,000 to \$9,999	6
\$10,000 to \$49,999	5
\$50,000 to \$99,999	4
\$100,000 to \$249,999	2
\$250,000 to \$499,999	1
\$500,000 or more	1
Total farm production expenses (\$1,000)	2,693
Average per farm (\$)	34,090
Net cash farm income of operation (\$1,000)	1,135
Average per farm (\$)	14,368
Value of agricultural products sold directly to individuals for human consumption (\$1,000)	13
Total organic product sales (\$1,000)	(D)
Total income from farm-related sources, gross before taxes and expenses (\$1,000)	1,537

See "Census of Agriculture, Volume 1, Geographic Area Series" for complete footnotes, explanations, definitions, and methodology.
(D) Cannot be disclosed. (Z) Less than half of the unit shown.

2007 CENSUS OF AGRICULTURE

Nez Perce County – Idaho

Farms with Spanish, Hispanic, or Latino Operators Compared with All Farms



Data are not available at this geographic level for farms with Spanish, Hispanic, or Latino operators.



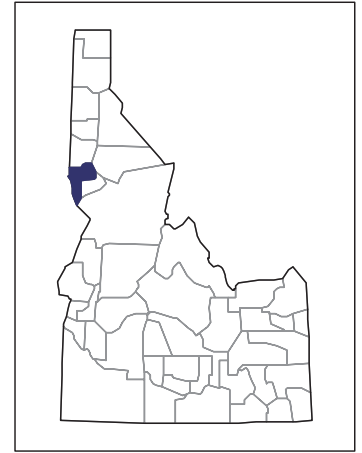
United States Department of Agriculture
National Agricultural Statistics Service

www.agcensus.usda.gov

2007 CENSUS OF AGRICULTURE

Nez Perce County – Idaho

Farms with American Indian or Alaska Native Operators Compared with All Farms



Data are not available at this geographic level for farms with American Indian or Alaska Native operators.



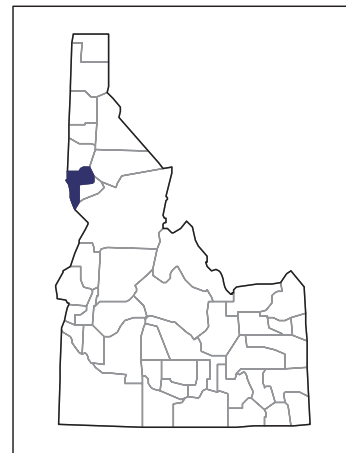
United States Department of Agriculture
National Agricultural Statistics Service

www.agcensus.usda.gov

2007 CENSUS *OF* **AGRICULTURE**

Nez Perce County – Idaho

**Farms with Asian Operators
Compared with All Farms**



Data are not available at this geographic level for farms with Asian operators.



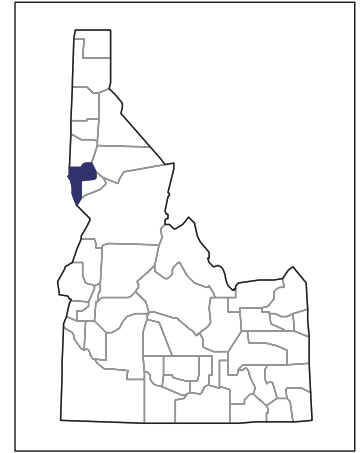
United States Department of Agriculture
National Agricultural Statistics Service

www.agcensus.usda.gov

2007 CENSUS OF AGRICULTURE

Nez Perce County – Idaho

Farms with Black or African American Operators Compared with All Farms



Data are not available at this geographic level for farms with Black or African American operators.



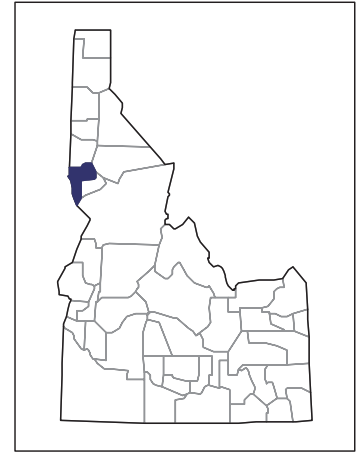
United States Department of Agriculture
National Agricultural Statistics Service

www.agcensus.usda.gov

2007 CENSUS OF AGRICULTURE

Nez Perce County – Idaho

Farms with Native Hawaiian or Other Pacific Islander Operators Compared with All Farms



Data are not available at this geographic level for farms with Native Hawaiian or Other Pacific Islander operators.



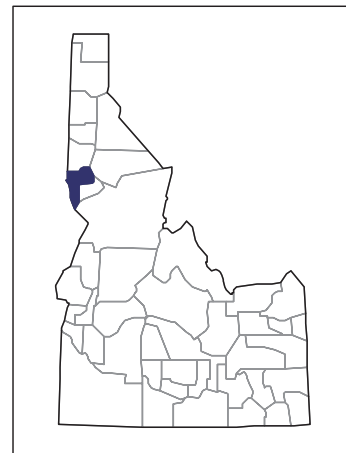
United States Department of Agriculture
National Agricultural Statistics Service

www.agcensus.usda.gov

2007 CENSUS *OF* AGRICULTURE

Nez Perce County – Idaho

**Farms with White Operators
Compared with All Farms**



Data are not available at this geographic level for farms with White operators.



United States Department of Agriculture
National Agricultural Statistics Service

www.agcensus.usda.gov

