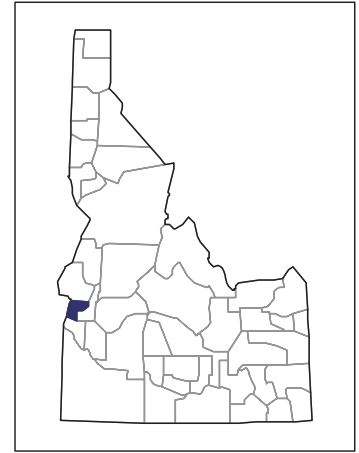


# 2007 CENSUS OF AGRICULTURE



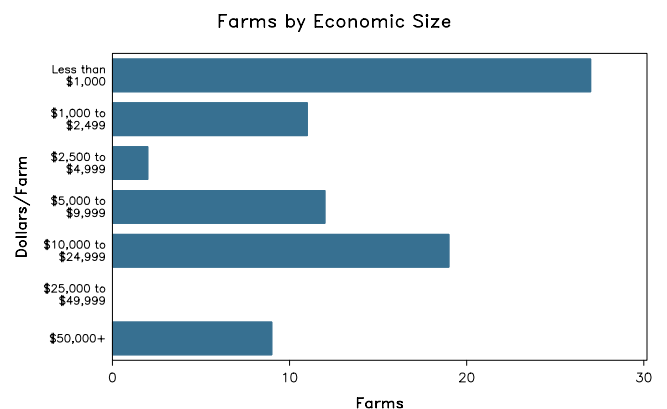
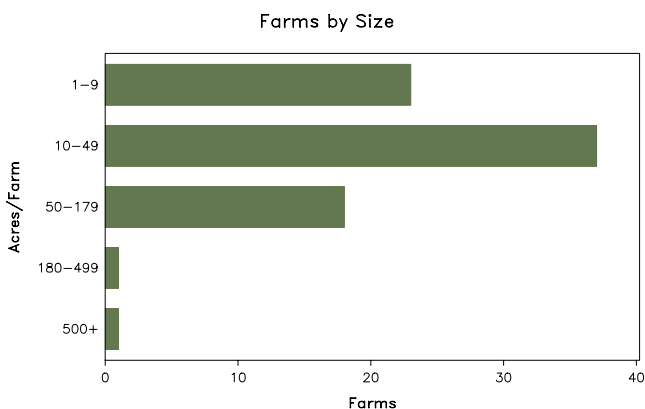
## Payette County – Idaho

### Farms with Women Principal Operators Compared with All Farms

	Women Principal Operators	All Farms
<b>Number of Farms</b>	80	678
<b>Land in Farms</b>	3,345 acres	166,179 acres
<b>Average Size of Farm</b>	42 acres	245 acres
<b>Market Value of Products Sold</b>	\$2,583,000	\$146,454,000
Crop Sales	\$1,016,000	\$28,523,000
Livestock Sales	\$1,568,000	\$117,930,000
Average Per Farm	\$32,291	\$216,009
<b>Government Payments</b>	\$7,000	\$462,000
Average Per Farm Receiving Payments	\$831	\$2,943

See footnotes on reverse page.

### Farms with Women Principal Operators



# 2007 CENSUS OF AGRICULTURE

## Payette County – Idaho Farms with Women Principal Operators

### Selected Highlights

Item	Farms	Quantity
<b>MARKET VALUE OF AGRICULTURAL PRODUCTS SOLD (\$1,000)</b>		
Total value of agricultural products sold	80	2,583
Value of crops including nursery and greenhouse	36	1,016
Value of livestock, poultry, and their products	51	1,568
<b>VALUE OF SALES BY COMMODITY GROUP (\$1,000)</b>		
Grains, oilseeds, dry beans, and dry peas	4	(D)
Tobacco	-	-
Cotton and cottonseed	-	-
Vegetables, melons, potatoes and sweet potatoes	6	(D)
Fruits, tree nuts, and berries	4	185
Nursery, greenhouse, floriculture, and sod	-	-
Cut Christmas trees and short rotation woody crops	-	-
Other crops and hay	28	232
Poultry and eggs	21	3
Cattle and calves	33	(D)
Milk and other dairy products from cows	4	(D)
Hogs and pigs	7	6
Sheep, goats, and their products	18	(D)
Horses, ponies, mules, burros, and donkeys	6	46
Aquaculture	-	-
Other animals and other animal products	-	-
<b>TOP CROP ITEMS (acres)</b>		
Forage - land used for all hay and haylage, grass silage, and greenchop	37	825
Corn for silage or greenchop	1	(D)
Sugarbeets for sugar	1	(D)
Dry edible beans, excluding limas	1	(D)
Vegetables harvested for sale	6	(D)
<b>TOP LIVESTOCK INVENTORY ITEMS (number)</b>		
Cattle and calves	30	1,261
Horses and ponies	48	393
Goats, all	23	245
Layers	18	175
Sheep and lambs	13	162

### Operator Characteristics

Item	Quantity
Primary occupation:	
Farming	44
Other	36
Days worked off farm:	
None	27
Any	53
Years on present farm:	
2 years or less	4
3 to 4 years	10
5 to 9 years	25
10 years or more	41
Age group:	
Under 45 years	16
45 to 64 years	55
65 years and over	9
Average age of principal operator (years)	53.7

### Economic Characteristics

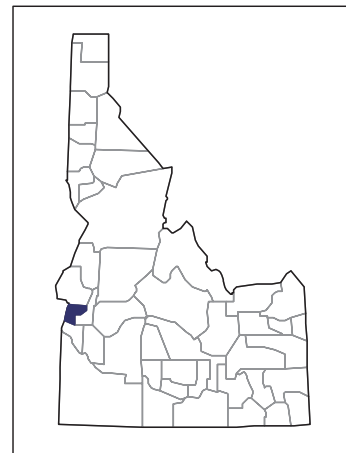
Item	Quantity
Farms by value of sales:	
Less than \$1,000	27
\$1,000 to \$2,499	11
\$2,500 to \$4,999	2
\$5,000 to \$9,999	14
\$10,000 to \$49,999	17
\$50,000 to \$99,999	6
\$100,000 to \$249,999	1
\$250,000 to \$499,999	-
\$500,000 or more	2
Total farm production expenses (\$1,000)	2,513
Average per farm (\$)	31,417
Net cash farm income of operation (\$1,000)	309
Average per farm (\$)	3,866
Value of agricultural products sold directly to individuals for human consumption (\$1,000)	22
Total organic product sales (\$1,000)	-
Total income from farm-related sources, gross before taxes and expenses (\$1,000)	232

See "Census of Agriculture, Volume 1, Geographic Area Series" for complete footnotes, explanations, definitions, and methodology.  
(D) Cannot be disclosed. (Z) Less than half of the unit shown.

# 2007 CENSUS *OF* **AGRICULTURE**

## Payette County – Idaho

### Farms with Spanish, Hispanic, or Latino Operators Compared with All Farms



Data are not available at this geographic level for farms with Spanish, Hispanic, or Latino operators.



United States Department of Agriculture  
National Agricultural Statistics Service

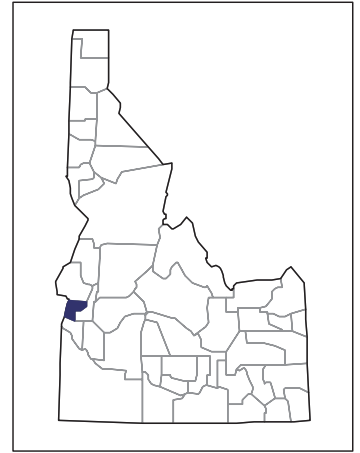
[www.agcensus.usda.gov](http://www.agcensus.usda.gov)



# 2007 CENSUS *OF* AGRICULTURE

## Payette County – Idaho

### Farms with American Indian or Alaska Native Operators Compared with All Farms



Data are not available at this geographic level for farms with American Indian or Alaska Native operators.



United States Department of Agriculture  
National Agricultural Statistics Service

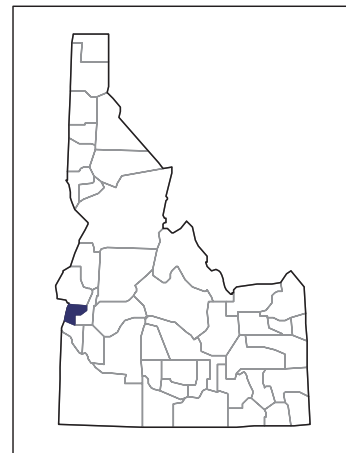
[www.agcensus.usda.gov](http://www.agcensus.usda.gov)



# 2007 CENSUS *OF* AGRICULTURE

**Payette County – Idaho**

**Farms with Asian Operators  
Compared with All Farms**



**Data are not available at this geographic level for farms with Asian operators.**



United States Department of Agriculture  
National Agricultural Statistics Service

[www.agcensus.usda.gov](http://www.agcensus.usda.gov)

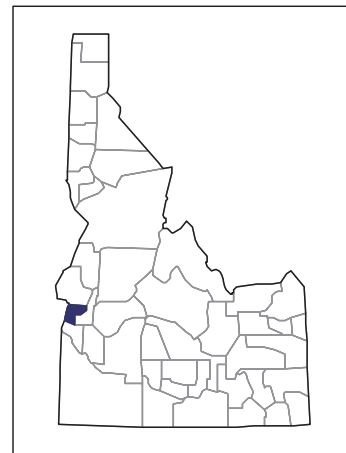




# 2007 CENSUS *OF* AGRICULTURE

**Payette County – Idaho**

**Farms with Black or African American  
Operators Compared with All Farms**



**Data are not available at this geographic level for farms with Black or African American operators.**



United States Department of Agriculture  
National Agricultural Statistics Service

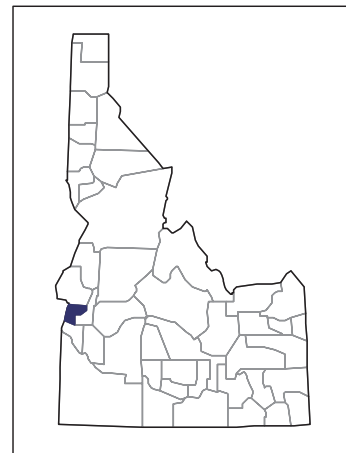
[www.agcensus.usda.gov](http://www.agcensus.usda.gov)



# 2007 CENSUS OF AGRICULTURE

## Payette County – Idaho

### Farms with Native Hawaiian or Other Pacific Islander Operators Compared with All Farms



Data are not available at this geographic level for farms with Native Hawaiian or Other Pacific Islander operators.



United States Department of Agriculture  
National Agricultural Statistics Service

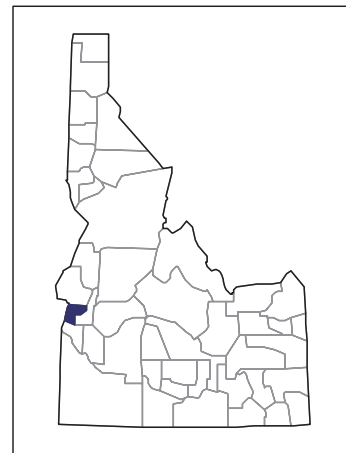
[www.agcensus.usda.gov](http://www.agcensus.usda.gov)



# 2007 CENSUS OF AGRICULTURE

**Payette County – Idaho**

**Farms with White Operators  
Compared with All Farms**



**Data are not available at this geographic level for farms with White operators.**



United States Department of Agriculture  
National Agricultural Statistics Service

[www.agcensus.usda.gov](http://www.agcensus.usda.gov)

